





UNIFIED SOILS

LEGEND

- WETLANDS 
- SHALLOW TO BEDROCK 
- SEASONAL HIGH WATER TABLE 
- DEEP, STONEY, WELL-DRAINED SOILS 
- SANDY, GRAVELLY SOILS & SILT LOAM 