



Data Source Last Updated On:  
February 26, 2020 10:50 am

# Dover New Hampshire Police Department

## January 2019 UCR Part I & II Crimes

A

Crystal 2016



January	2019 Monthly	2018 Monthly	2019 YTD	2018 YTD	+,-) % Diff.	2019 YTD Clearance Total	2019 YTD Clearance Percent	2018 YTD Clearance Total	2018 YTD Clearance Percent	Percent Clearance State/Nat.
<b>Part I Crimes</b>										
01 Murder/Nonnegligent Manslaughter	0	0	0	0	0	0	0	0	0	88/64
02 Rape By Force	0	0	0	0	0	0	0	0	0	32/39
03 Robbery	0	0	0	0	0	0	0	0	0	48/29
04 Assault	8	6	8	6	33	7	88	6	100	66/56
05 Burglary	3	0	3	0	300	0	0	0	0	17/13
- Residence	0	0	0	0	0					
- Non Residence	3	0	3	0	300					
06 Larceny/Theft	22	34	22	34	(35)	4	18	1	3	24/23
07 Auto Theft	0	1	0	1	(100)	0	0	0	0	29/12
- Auto	0	1	0	1	(100)					
- Trucks & Busses	0	0	0	0	0					
- Other Vehicles	0	0	0	0	0					
09 Arson	0	0	0	0	0	0	0	0	0	39/21
<b>Part II Crimes</b>										
10 Forgery & Counterfeiting	1	1	1	1	0	0	0	0	0	
11 Fraud Including Bad Checks	12	6	12	6	100	5	42	1	17	
12 Embezzlement	2	0	2	0	200	0	0	0	0	
13 Stolen Property (Buy/Sell/Receive)	1	3	1	3	(67)	1	100	3	100	
14 Criminal Mischief	15	9	15	9	67	5	33	4	44	
- Business	1	2	1	2	(50)					
- Government	2	0	2	0	200					
- Motor Vehicle	6	2	6	2	200					
- Residential	2	2	2	2	0					
15 Weapons Possession	1	0	1	0	100	1	100	0	0	
16 Prostitution	0	1	0	1	(100)	0	0	0	0	
17 Sex Offenses (Except 02 & 16)	0	0	0	0	0	0	0	0	0	
18 Drug Offenses	6	8	6	8	(25)	6	100	5	63	
19 Gambling & Bookmaking	0	0	0	0	0	0	0	0	0	
20 Offenses Against Family	0	0	0	0	0	0	0	0	0	
21 DWI	6	11	6	11	(45)	6	100	11	100	
22 Liquor Laws	2	4	2	4	(50)	2	100	4	100	
24 Disorderly Conduct	5	4	5	4	25	4	80	3	75	
25 Vagrancy (Loitering)	0	0	0	0	0	0	0	0	0	
26 All Other Offenses	53	38	53	38	39	49	92	36	95	
Hit & Run with Personal Injury	0	0	0	0	0					
29 Runaway (Juveniles)	0	0	0	0	0	0	0	0	0	
<b>Part I Crimes</b>	33	41	33	41	(20)	11	33	7	17	
<b>Part II Crimes</b>	104	85	104	85	22	79	76	67	79	



Data Source Last Updated On:  
February 26, 2020 10:50 am

# Dover New Hampshire Police Department

## February 2019 UCR Part I & II Crimes

A

Crystal 2016



### February

#### Part I Crimes

	2019 Monthly	2018 Monthly	2019 YTD	2018 YTD	+,-) % Diff.	2019 YTD Clearance Total	2019 YTD Clearance Percent	2018 YTD Clearance Total	2018 YTD Clearance Percent	Percent Clearance State/Nat.
01 Murder/Nonnegligent Manslaughter	0	0	0	0	0	0	0	0	0	88/64
02 Rape By Force	0	0	0	0	0	0	0	0	0	32/39
03 Robbery	0	0	0	0	0	0	0	0	0	48/29
04 Assault	5	8	13	14	(7)	12	92	12	86	66/56
05 Burglary	6	1	9	1	800	2	22	0	0	17/13
- Residence	1	0	1	0	100					
- Non Residence	5	1	8	1	700					
06 Larceny/Theft	15	16	37	50	(26)	11	30	6	12	24/23
07 Auto Theft	0	2	0	3	(100)	0	0	2	67	29/12
- Auto	0	2	0	3	(100)					
- Trucks & Busses	0	0	0	0	0					
- Other Vehicles	0	0	0	0	0					
09 Arson	0	0	0	0	0	0	0	0	0	39/21
<b>Part II Crimes</b>										
10 Forgery & Counterfeiting	2	0	3	1	200	1	33	0	0	
11 Fraud Including Bad Checks	6	7	18	13	38	7	39	3	23	
12 Embezzlement	1	0	3	0	300	1	33	0	0	
13 Stolen Property (Buy/Sell/Receive)	0	0	1	3	(67)	1	100	3	100	
14 Criminal Mischief	9	4	24	13	85	10	42	7	54	
- Business	0	1	1	3	(67)					
- Government	0	0	2	0	200					
- Motor Vehicle	3	0	9	2	350					
- Residential	3	2	5	4	25					
15 Weapons Possession	0	0	1	0	100	1	100	0	0	
16 Prostitution	0	0	0	1	(100)	0	0	0	0	
17 Sex Offenses (Except 02 & 16)	1	1	1	1	0	1	100	0	0	
18 Drug Offenses	6	1	12	9	33	10	83	6	67	
19 Gambling & Bookmaking	0	0	0	0	0	0	0	0	0	
20 Offenses Against Family	0	0	0	0	0	0	0	0	0	
21 DWI	6	10	12	21	(43)	12	100	21	100	
22 Liquor Laws	3	1	5	5	0	5	100	5	100	
24 Disorderly Conduct	2	4	7	8	(13)	6	86	6	75	
25 Vagrancy (Loitering)	0	0	0	0	0	0	0	0	0	
26 All Other Offenses	38	47	91	85	7	81	89	78	92	
Hit & Run with Personal Injury	0	0	0	0	0					
29 Runaway (Juveniles)	0	0	0	0	0	0	0	0	0	
<b>Part I Crimes</b>	26	27	59	68	(13)	25	42	20	29	
<b>Part II Crimes</b>	74	75	178	160	11	136	76	129	81	



Data Source Last Updated On:  
February 26, 2020 10:50 am

# Dover New Hampshire Police Department

## March 2019 UCR Part I & II Crimes

A

Crystal 2016



March	2019 Monthly	2018 Monthly	2019 YTD	2018 YTD	+,-) % Diff.	2019 YTD Clearance Total	2019 YTD Clearance Percent	2018 YTD Clearance Total	2018 YTD Clearance Percent	Percent Clearance State/Nat.
<b>Part I Crimes</b>										
01 Murder/Nonnegligent Manslaughter	0	0	0	0	0	0	0	0	0	88/64
02 Rape By Force	1	1	1	1	0	0	0	0	0	32/39
03 Robbery	0	1	0	1	(100)	0	0	1	100	48/29
04 Assault	5	14	18	28	(36)	14	78	25	89	66/56
05 Burglary	2	1	11	2	450	2	18	0	0	17/13
- Residence	1	1	2	1	100					
- Non Residence	1	0	9	1	800					
06 Larceny/Theft	14	20	51	70	(27)	14	27	10	14	24/23
07 Auto Theft	1	1	1	4	(75)	0	0	2	50	29/12
- Auto	1	1	1	4	(75)					
- Trucks & Busses	0	0	0	0	0					
- Other Vehicles	0	0	0	0	0					
09 Arson	0	0	0	0	0	0	0	0	0	39/21
<b>Part II Crimes</b>										
10 Forgery & Counterfeiting	1	3	4	4	0	1	25	0	0	
11 Fraud Including Bad Checks	1	9	19	22	(14)	8	42	4	18	
12 Embezzlement	1	0	4	0	400	2	50	0	0	
13 Stolen Property (Buy/Sell/Receive)	0	2	1	5	(80)	1	100	5	100	
14 Criminal Mischief	12	9	36	22	64	13	36	11	50	
- Business	2	0	3	3	0					
- Government	2	0	4	0	400					
- Motor Vehicle	1	5	10	7	43					
- Residential	3	1	8	5	60					
15 Weapons Possession	0	0	1	0	100	1	100	0	0	
16 Prostitution	0	0	0	1	(100)	0	0	0	0	
17 Sex Offenses (Except 02 & 16)	0	1	1	2	(50)	1	100	1	50	
18 Drug Offenses	6	2	18	11	64	16	89	6	55	
19 Gambling & Bookmaking	0	0	0	0	0	0	0	0	0	
20 Offenses Against Family	0	0	0	0	0	0	0	0	0	
21 DWI	5	10	17	31	(45)	17	100	31	100	
22 Liquor Laws	1	6	6	11	(45)	5	83	11	100	
24 Disorderly Conduct	2	0	9	8	13	7	78	6	75	
25 Vagrancy (Loitering)	0	0	0	0	0	0	0	0	0	
26 All Other Offenses	41	22	132	107	23	116	88	97	91	
Hit & Run with Personal Injury	0	0	0	0	0					
29 Runaway (Juveniles)	0	1	0	1	(100)	0	0	1	100	
<b>Part I Crimes</b>	23	38	82	106	(23)	30	37	38	36	
<b>Part II Crimes</b>	70	64	248	224	11	188	76	172	77	



Data Source Last Updated On:  
February 26, 2020 10:50 am

# Dover New Hampshire Police Department

## April 2019 UCR Part I & II Crimes

A

Crystal 2016



April	2019 Monthly	2018 Monthly	2019 YTD	2018 YTD	+,-) % Diff.	2019 YTD Clearance Total	2019 YTD Clearance Percent	2018 YTD Clearance Total	2018 YTD Clearance Percent	Percent Clearance State/Nat.
<b>Part I Crimes</b>										
01 Murder/Nonnegligent Manslaughter	0	1	0	1	(100)	0	0	1	100	88/64
02 Rape By Force	1	1	2	2	0	0	0	1	50	32/39
03 Robbery	0	0	0	1	(100)	0	0	1	100	48/29
04 Assault	16	5	34	33	3	29	85	27	82	66/56
05 Burglary	0	1	11	3	267	2	18	1	33	17/13
- Residence	0	0	2	1	100					
- Non Residence	0	1	9	2	350					
06 Larceny/Theft	28	14	79	84	(6)	18	23	12	14	24/23
07 Auto Theft	2	1	3	5	(40)	0	0	2	40	29/12
- Auto	2	1	3	5	(40)					
- Trucks & Busses	0	0	0	0	0					
- Other Vehicles	0	0	0	0	0					
09 Arson	0	0	0	0	0	0	0	0	0	39/21
<b>Part II Crimes</b>										
10 Forgery & Counterfeiting	0	1	4	5	(20)	1	25	0	0	
11 Fraud Including Bad Checks	6	1	25	23	9	8	32	4	17	
12 Embezzlement	0	3	4	3	33	2	50	0	0	
13 Stolen Property (Buy/Sell/Receive)	0	0	1	5	(80)	1	100	5	100	
14 Criminal Mischief	13	3	49	25	96	18	37	11	44	
- Business	0	1	3	4	(25)					
- Government	3	0	7	0	700					
- Motor Vehicle	4	1	14	8	75					
- Residential	3	0	11	5	120					
15 Weapons Possession	0	0	1	0	100	1	100	0	0	
16 Prostitution	0	1	0	2	(100)	0	0	1	50	
17 Sex Offenses (Except 02 & 16)	1	0	2	2	0	1	50	1	50	
18 Drug Offenses	2	3	20	14	43	18	90	7	50	
19 Gambling & Bookmaking	0	0	0	0	0	0	0	0	0	
20 Offenses Against Family	0	0	0	0	0	0	0	0	0	
21 DWI	5	8	22	39	(44)	22	100	39	100	
22 Liquor Laws	4	0	10	11	(9)	9	90	11	100	
24 Disorderly Conduct	2	0	11	8	38	9	82	6	75	
25 Vagrancy (Loitering)	0	0	0	0	0	0	0	0	0	
26 All Other Offenses	35	19	167	126	33	150	90	114	90	
Hit & Run with Personal Injury	0	1	0	1	(100)					
29 Runaway (Juveniles)	0	0	0	1	(100)	0	0	1	100	
<b>Part I Crimes</b>	47	23	129	129	0	49	38	45	35	
<b>Part II Crimes</b>	68	39	316	263	20	240	76	199	76	



Data Source Last Updated On:  
February 26, 2020 10:50 am

# Dover New Hampshire Police Department

## May 2019 UCR Part I & II Crimes

A

Crystal 2016



May	2019 Monthly	2018 Monthly	2019 YTD	2018 YTD	+(-) % Diff.	2019 YTD Clearance Total	2019 YTD Clearance Percent	2018 YTD Clearance Total	2018 YTD Clearance Percent	Percent Clearance State/Nat.
<b>Part I Crimes</b>										
01 Murder/Nonnegligent Manslaughter	0	0	0	1	(100)	0	0	1	100	88/64
02 Rape By Force	0	2	2	4	(50)	0	0	2	50	32/39
03 Robbery	0	0	0	1	(100)	0	0	1	100	48/29
04 Assault	10	14	44	47	(6)	39	89	38	81	66/56
05 Burglary	2	3	13	6	117	2	15	2	33	17/13
- Residence	2	3	4	4	0					
- Non Residence	0	0	9	2	350					
06 Larceny/Theft	19	29	98	113	(13)	24	24	21	19	24/23
07 Auto Theft	1	1	4	6	(33)	0	0	2	33	29/12
- Auto	1	1	4	6	(33)					
- Trucks & Busses	0	0	0	0	0					
- Other Vehicles	0	0	0	0	0					
09 Arson	0	0	0	0	0	0	0	0	0	39/21
<b>Part II Crimes</b>										
10 Forgery & Counterfeiting	3	2	7	7	0	1	14	1	14	
11 Fraud Including Bad Checks	7	9	32	32	0	8	25	8	25	
12 Embezzlement	2	1	6	4	50	4	67	0	0	
13 Stolen Property (Buy/Sell/Receive)	2	1	3	6	(50)	2	67	6	100	
14 Criminal Mischief	16	13	65	38	71	20	31	15	39	
- Business	4	1	7	5	40					
- Government	2	1	9	1	800					
- Motor Vehicle	6	6	20	14	43					
- Residential	2	3	13	8	63					
15 Weapons Possession	0	0	1	0	100	1	100	0	0	
16 Prostitution	0	0	0	2	(100)	0	0	1	50	
17 Sex Offenses (Except 02 & 16)	5	4	7	6	17	3	43	4	67	
18 Drug Offenses	3	6	23	20	15	21	91	13	65	
19 Gambling & Bookmaking	0	0	0	0	0	0	0	0	0	
20 Offenses Against Family	0	0	0	0	0	0	0	0	0	
21 DWI	7	3	29	42	(31)	29	100	42	100	
22 Liquor Laws	0	4	10	15	(33)	9	90	15	100	
24 Disorderly Conduct	0	3	11	11	0	9	82	8	73	
25 Vagrancy (Loitering)	0	1	0	1	(100)	0	0	0	0	
26 All Other Offenses	30	34	197	160	23	178	90	140	88	
Hit & Run with Personal Injury	0	0	0	1	(100)					
29 Runaway (Juveniles)	1	0	1	1	0	1	100	1	100	
<b>Part I Crimes</b>	32	49	161	178	(10)	65	40	67	38	
<b>Part II Crimes</b>	75	81	391	344	14	285	73	253	74	



Data Source Last Updated On:  
February 26, 2020 10:50 am

# Dover New Hampshire Police Department

## June 2019 UCR Part I & II Crimes

A

Crystal 2016



June	2019 Monthly	2018 Monthly	2019 YTD	2018 YTD	+.(-) % Diff.	2019 YTD Clearance Total	2019 YTD Clearance Percent	2018 YTD Clearance Total	2018 YTD Clearance Percent	Percent Clearance State/Nat.
<b>Part I Crimes</b>										
01 Murder/Nonnegligent Manslaughter	0	0	0	1	(100)	0	0	1	100	88/64
02 Rape By Force	0	0	2	4	(50)	0	0	2	50	32/39
03 Robbery	1	0	1	1	0	1	100	1	100	48/29
04 Assault	15	8	59	55	7	51	86	42	76	66/56
05 Burglary	3	4	16	10	60	2	13	3	30	17/13
- Residence	1	3	5	7	(29)					
- Non Residence	2	1	11	3	267					
06 Larceny/Theft	35	22	133	135	(1)	34	26	30	22	24/23
07 Auto Theft	2	0	6	6	0	0	0	2	33	29/12
- Auto	2	0	6	6	0					
- Trucks & Busses	0	0	0	0	0					
- Other Vehicles	0	0	0	0	0					
09 Arson	0	1	0	1	(100)	0	0	0	0	39/21
<b>Part II Crimes</b>										
10 Forgery & Counterfeiting	3	1	10	8	25	1	10	2	25	
11 Fraud Including Bad Checks	4	7	36	39	(8)	8	22	8	21	
12 Embezzlement	1	1	7	5	40	4	57	1	20	
13 Stolen Property (Buy/Sell/Receive)	0	0	3	6	(50)	2	67	6	100	
14 Criminal Mischief	23	5	88	43	105	27	31	17	40	
- Business	4	0	11	5	120					
- Government	4	0	13	1	1200					
- Motor Vehicle	7	2	27	16	69					
- Residential	5	2	18	10	80					
15 Weapons Possession	0	0	1	0	100	1	100	0	0	
16 Prostitution	0	0	0	2	(100)	0	0	1	50	
17 Sex Offenses (Except 02 & 16)	3	4	10	10	0	4	40	5	50	
18 Drug Offenses	6	2	29	22	32	24	83	15	68	
19 Gambling & Bookmaking	0	0	0	0	0	0	0	0	0	
20 Offenses Against Family	0	0	0	0	0	0	0	0	0	
21 DWI	8	1	37	43	(14)	37	100	43	100	
22 Liquor Laws	4	1	14	16	(13)	13	93	16	100	
24 Disorderly Conduct	2	4	13	15	(13)	11	85	12	80	
25 Vagrancy (Loitering)	0	0	0	1	(100)	0	0	0	0	
26 All Other Offenses	41	28	238	188	27	217	91	165	88	
Hit & Run with Personal Injury	0	0	0	1	(100)					
29 Runaway (Juveniles)	0	0	1	1	0	1	100	1	100	
<b>Part I Crimes</b>	56	35	217	213	2	88	41	81	38	
<b>Part II Crimes</b>	95	54	486	398	22	349	72	291	73	



Data Source Last Updated On:  
February 26, 2020 10:50 am

# Dover New Hampshire Police Department

## July 2019 UCR Part I & II Crimes

A

Crystal 2016



July	2019 Monthly	2018 Monthly	2019 YTD	2018 YTD	+,-) % Diff.	2019 YTD Clearance Total	2019 YTD Clearance Percent	2018 YTD Clearance Total	2018 YTD Clearance Percent	Percent Clearance State/Nat.
<b>Part I Crimes</b>										
01 Murder/Nonnegligent Manslaughter	0	0	0	1	(100)	0	0	1	100	88/64
02 Rape By Force	1	1	3	5	(40)	1	33	2	40	32/39
03 Robbery	1	3	2	4	(50)	2	100	3	75	48/29
04 Assault	4	17	63	72	(13)	54	86	57	79	66/56
05 Burglary	3	3	19	13	46	3	16	4	31	17/13
- Residence	0	1	5	8	(38)					
- Non Residence	3	2	14	5	180					
06 Larceny/Theft	41	27	174	162	7	40	23	36	22	24/23
07 Auto Theft	4	3	10	9	11	0	0	2	22	29/12
- Auto	3	3	9	9	0					
- Trucks & Busses	0	0	0	0	0					
- Other Vehicles	1	0	1	0	100					
09 Arson	1	2	1	3	(67)	0	0	2	67	39/21
<b>Part II Crimes</b>										
10 Forgery & Counterfeiting	3	2	13	10	30	1	8	4	40	
11 Fraud Including Bad Checks	6	5	42	44	(5)	13	31	10	23	
12 Embezzlement	0	0	7	5	40	4	57	1	20	
13 Stolen Property (Buy/Sell/Receive)	5	3	8	9	(11)	6	75	9	100	
14 Criminal Mischief	23	16	111	59	88	33	30	26	44	
- Business	6	4	17	9	89					
- Government	3	0	16	1	1500					
- Motor Vehicle	7	6	34	22	55					
- Residential	5	5	23	15	53					
15 Weapons Possession	0	0	1	0	100	1	100	0	0	
16 Prostitution	0	0	0	2	(100)	0	0	1	50	
17 Sex Offenses (Except 02 & 16)	3	0	13	10	30	6	46	5	50	
18 Drug Offenses	7	6	36	28	29	30	83	18	64	
19 Gambling & Bookmaking	0	0	0	0	0	0	0	0	0	
20 Offenses Against Family	0	0	0	0	0	0	0	0	0	
21 DWI	4	5	41	48	(15)	41	100	48	100	
22 Liquor Laws	2	3	16	19	(16)	15	94	19	100	
24 Disorderly Conduct	6	1	19	16	19	17	89	13	81	
25 Vagrancy (Loitering)	0	0	0	1	(100)	0	0	0	0	
26 All Other Offenses	43	39	281	227	24	256	91	197	87	
Hit & Run with Personal Injury	0	0	0	1	(100)					
29 Runaway (Juveniles)	0	0	1	1	0	1	100	1	100	
<b>Part I Crimes</b>	55	56	272	269	1	100	37	107	40	
<b>Part II Crimes</b>	102	80	588	478	23	423	72	351	73	



Data Source Last Updated On:  
February 26, 2020 10:50 am

# Dover New Hampshire Police Department

## August 2019 UCR Part I & II Crimes

A

Crystal 2016



August	2019	2018	2019	2018	+.(.)	2019 YTD	2019 YTD	2018 YTD	2018 YTD	Percent
Part I Crimes	Monthly	Monthly	YTD	YTD	% Diff.	Clearance	Clearance	Clearance	Clearance	Clearance
						Total	Percent	Total	Percent	State/Nat.
01 Murder/Nonnegligent Manslaughter	0	1	0	2	(100)	0	0	2	100	88/64
02 Rape By Force	0	1	3	6	(50)	1	33	2	33	32/39
03 Robbery	2	0	4	4	0	2	50	3	75	48/29
04 Assault	10	8	73	80	(9)	61	84	65	81	66/56
05 Burglary	5	4	24	17	41	4	17	4	24	17/13
- Residence	1	4	6	12	(50)					
- Non Residence	4	0	18	5	260					
06 Larceny/Theft	35	23	209	185	13	45	22	41	22	24/23
07 Auto Theft	0	0	10	9	11	0	0	2	22	29/12
- Auto	0	0	9	9	0					
- Trucks & Busses	0	0	0	0	0					
- Other Vehicles	0	0	1	0	100					
09 Arson	0	1	1	4	(75)	0	0	3	75	39/21
<b>Part II Crimes</b>										
10 Forgery & Counterfeiting	0	1	13	11	18	1	8	5	45	
11 Fraud Including Bad Checks	6	9	48	53	(9)	14	29	11	21	
12 Embezzlement	0	0	7	5	40	4	57	1	20	
13 Stolen Property (Buy/Sell/Receive)	5	2	13	11	18	11	85	11	100	
14 Criminal Mischief	22	12	133	71	87	36	27	31	44	
- Business	9	2	26	11	136					
- Government	4	1	20	2	900					
- Motor Vehicle	4	3	38	25	52					
- Residential	2	3	25	18	39					
15 Weapons Possession	0	0	1	0	100	1	100	0	0	
16 Prostitution	0	0	0	2	(100)	0	0	1	50	
17 Sex Offenses (Except 02 & 16)	1	1	14	11	27	6	43	5	45	
18 Drug Offenses	10	3	46	31	48	40	87	20	65	
19 Gambling & Bookmaking	0	0	0	0	0	0	0	0	0	
20 Offenses Against Family	0	0	0	0	0	0	0	0	0	
21 DWI	8	7	49	55	(11)	49	100	55	100	
22 Liquor Laws	3	1	19	20	(5)	18	95	20	100	
24 Disorderly Conduct	3	3	22	19	16	20	91	16	84	
25 Vagrancy (Loitering)	0	1	0	2	(100)	0	0	0	0	
26 All Other Offenses	48	29	329	256	29	300	91	219	86	
Hit & Run with Personal Injury	0	0	0	1	(100)					
29 Runaway (Juveniles)	0	0	1	1	0	1	100	1	100	
<b>Part I Crimes</b>	52	38	324	307	6	113	35	122	40	
<b>Part II Crimes</b>	106	69	694	547	27	500	72	395	72	





Data Source Last Updated On:  
February 26, 2020 10:50 am

# Dover New Hampshire Police Department

## September 2019 UCR Part I & II Crimes

A

Crystal 2016



### September

#### Part I Crimes

	2019 Monthly	2018 Monthly	2019 YTD	2018 YTD	+,-) % Diff.	2019 YTD Clearance Total	2019 YTD Clearance Percent	2018 YTD Clearance Total	2018 YTD Clearance Percent	Percent Clearance State/Nat.
01 Murder/Nonnegligent Manslaughter	0	0	0	2	(100)	0	0	2	100	88/64
02 Rape By Force	0	1	3	7	(57)	1	33	2	29	32/39
03 Robbery	0	0	4	4	0	2	50	3	75	48/29
04 Assault	14	12	87	92	(5)	74	85	73	79	66/56
05 Burglary	4	4	28	21	33	7	25	6	29	17/13
- Residence	4	1	10	13	(23)					
- Non Residence	0	3	18	8	125					
06 Larceny/Theft	23	46	232	231	0	48	21	51	22	24/23
07 Auto Theft	1	0	11	9	22	1	9	2	22	29/12
- Auto	1	0	10	9	11					
- Trucks & Busses	0	0	0	0	0					
- Other Vehicles	0	0	1	0	100					
09 Arson	0	0	1	4	(75)	0	0	3	75	39/21
<b>Part II Crimes</b>										
10 Forgery & Counterfeiting	2	0	15	11	36	1	7	5	45	
11 Fraud Including Bad Checks	6	6	54	59	(8)	15	28	12	20	
12 Embezzlement	1	0	8	5	60	4	50	1	20	
13 Stolen Property (Buy/Sell/Receive)	0	0	13	11	18	11	85	11	100	
14 Criminal Mischief	19	19	152	90	69	44	29	39	43	
- Business	4	1	30	12	150					
- Government	5	1	25	3	733					
- Motor Vehicle	6	9	44	34	29					
- Residential	4	3	29	21	38					
15 Weapons Possession	0	0	1	0	100	1	100	0	0	
16 Prostitution	0	0	0	2	(100)	0	0	1	50	
17 Sex Offenses (Except 02 & 16)	0	2	14	13	8	6	43	5	38	
18 Drug Offenses	4	4	50	35	43	43	86	23	66	
19 Gambling & Bookmaking	0	0	0	0	0	0	0	0	0	
20 Offenses Against Family	0	0	0	0	0	0	0	0	0	
21 DWI	10	9	59	64	(8)	59	100	64	100	
22 Liquor Laws	2	3	21	23	(9)	20	95	23	100	
24 Disorderly Conduct	3	1	25	20	25	23	92	17	85	
25 Vagrancy (Loitering)	0	0	0	2	(100)	0	0	0	0	
26 All Other Offenses	34	37	363	293	24	334	92	253	86	
Hit & Run with Personal Injury	0	1	0	2	(100)					
29 Runaway (Juveniles)	0	0	1	1	0	1	100	1	100	
<b>Part I Crimes</b>	42	63	366	370	(1)	133	36	142	38	
<b>Part II Crimes</b>	81	81	775	628	23	561	72	454	72	



Data Source Last Updated On:  
February 26, 2020 10:50 am

# Dover New Hampshire Police Department

## October 2019 UCR Part I & II Crimes

A

Crystal 2016



October	2019	2018	2019	2018	+(-)	2019 YTD	2019 YTD	2018 YTD	2018 YTD	Percent
Part I Crimes	Monthly	Monthly	YTD	YTD	% Diff.	Clearance	Clearance	Clearance	Clearance	Clearance
						Total	Percent	Total	Percent	State/Nat.
01 Murder/Nonnegligent Manslaughter	0	0	0	2	(100)	0	0	2	100	88/64
02 Rape By Force	0	0	3	7	(57)	1	33	2	29	32/39
03 Robbery	2	1	6	5	20	2	33	4	80	48/29
04 Assault	7	15	94	107	(12)	81	86	88	82	66/56
05 Burglary	7	1	35	22	59	9	26	7	32	17/13
- Residence	1	0	11	13	(15)					
- Non Residence	6	1	24	9	167					
06 Larceny/Theft	34	34	266	265	0	54	20	58	22	24/23
07 Auto Theft	3	1	14	10	40	3	21	2	20	29/12
- Auto	2	1	12	10	20					
- Trucks & Busses	0	0	0	0	0					
- Other Vehicles	1	0	2	0	200					
09 Arson	0	1	1	5	(80)	0	0	4	80	39/21
<b>Part II Crimes</b>										
10 Forgery & Counterfeiting	0	3	15	14	7	1	7	5	36	
11 Fraud Including Bad Checks	4	7	58	66	(12)	15	26	14	21	
12 Embezzlement	0	1	8	6	33	4	50	1	17	
13 Stolen Property (Buy/Sell/Receive)	4	2	17	13	31	12	71	13	100	
14 Criminal Mischief	20	16	172	106	62	49	28	49	46	
- Business	4	5	34	17	100					
- Government	5	1	30	4	650					
- Motor Vehicle	4	4	48	38	26					
- Residential	7	1	36	22	64					
15 Weapons Possession	2	0	3	0	300	3	100	0	0	
16 Prostitution	1	0	1	2	(50)	1	100	1	50	
17 Sex Offenses (Except 02 & 16)	2	0	16	13	23	6	38	5	38	
18 Drug Offenses	5	3	55	38	45	47	85	26	68	
19 Gambling & Bookmaking	0	0	0	0	0	0	0	0	0	
20 Offenses Against Family	0	0	0	0	0	0	0	0	0	
21 DWI	5	2	64	66	(3)	64	100	66	100	
22 Liquor Laws	3	0	24	23	4	23	96	23	100	
24 Disorderly Conduct	1	2	26	22	18	24	92	19	86	
25 Vagrancy (Loitering)	0	1	0	3	(100)	0	0	0	0	
26 All Other Offenses	37	29	400	322	24	366	92	281	87	
Hit & Run with Personal Injury	0	0	0	2	(100)					
29 Runaway (Juveniles)	1	0	2	1	100	1	50	1	100	
<b>Part I Crimes</b>	53	53	419	423	(1)	150	36	167	39	
<b>Part II Crimes</b>	84	66	859	694	24	615	72	503	72	



Data Source Last Updated On:  
February 26, 2020 10:50 am

# Dover New Hampshire Police Department

## November 2019 UCR Part I & II Crimes

A

Crystal 2016



<b>November</b>	2019	2018	2019	2018	+.(-) % Diff.	2019 YTD	2019 YTD	2018 YTD	2018 YTD	Percent
<b>Part I Crimes</b>	Monthly	Monthly	YTD	YTD		Clearance	Clearance	Clearance	Clearance	Clearance
						Total	Percent	Total	Percent	State/Nat.
01 Murder/Nonnegligent Manslaughter	0	0	0	2	(100)	0	0	2	100	88/64
02 Rape By Force	0	0	3	7	(57)	1	33	2	29	32/39
03 Robbery	0	1	6	6	0	2	33	5	83	48/29
04 Assault	9	18	103	125	(18)	89	86	104	83	66/56
05 Burglary	1	2	36	24	50	9	25	9	38	17/13
- Residence	0	1	11	14	(21)					
- Non Residence	1	1	25	10	150					
06 Larceny/Theft	21	27	287	292	(2)	62	22	62	21	24/23
07 Auto Theft	0	0	14	10	40	3	21	2	20	29/12
- Auto	0	0	12	10	20					
- Trucks & Busses	0	0	0	0	0					
- Other Vehicles	0	0	2	0	200					
09 Arson	0	0	1	5	(80)	0	0	4	80	39/21
<b>Part II Crimes</b>										
10 Forgery & Counterfeiting	0	1	15	15	0	1	7	5	33	
11 Fraud Including Bad Checks	7	2	65	68	(4)	16	25	14	21	
12 Embezzlement	2	0	10	6	67	4	40	1	17	
13 Stolen Property (Buy/Sell/Receive)	2	2	19	15	27	13	68	15	100	
14 Criminal Mischief	17	24	189	130	45	54	29	57	44	
- Business	3	5	37	22	68					
- Government	2	3	32	7	357					
- Motor Vehicle	6	7	54	45	20					
- Residential	3	7	39	29	34					
15 Weapons Possession	0	1	3	1	200	3	100	1	100	
16 Prostitution	0	0	1	2	(50)	1	100	1	50	
17 Sex Offenses (Except 02 & 16)	0	1	16	14	14	6	38	5	36	
18 Drug Offenses	4	0	59	38	55	49	83	26	68	
19 Gambling & Bookmaking	0	0	0	0	0	0	0	0	0	
20 Offenses Against Family	0	0	0	0	0	0	0	0	0	
21 DWI	6	10	70	76	(8)	70	100	76	100	
22 Liquor Laws	0	1	24	24	0	23	96	24	100	
24 Disorderly Conduct	1	2	27	24	13	25	93	21	88	
25 Vagrancy (Loitering)	0	0	0	3	(100)	0	0	0	0	
26 All Other Offenses	33	39	433	361	20	397	92	315	87	
Hit & Run with Personal Injury	0	0	0	2	(100)					
29 Runaway (Juveniles)	0	0	2	1	100	1	50	1	100	
<b>Part I Crimes</b>	31	48	450	471	(4)	166	37	190	40	
<b>Part II Crimes</b>	72	83	931	777	20	662	71	561	72	



Data Source Last Updated On:  
February 26, 2020 10:50 am

# Dover New Hampshire Police Department

## December 2019 UCR Part I & II Crimes

A

Crystal 2016



December	2019	2018	2019	2018	+,-)	2019 YTD	2019 YTD	2018 YTD	2018 YTD	Percent
Part I Crimes	Monthly	Monthly	YTD	YTD	% Diff.	Clearance	Clearance	Clearance	Clearance	Clearance
						Total	Percent	Total	Percent	State/Nat.
01 Murder/Nonnegligent Manslaughter	0	1	0	3	(100)	0	0	3	100	88/64
02 Rape By Force	0	1	3	8	(63)	1	33	3	38	32/39
03 Robbery	0	0	6	6	0	2	33	5	83	48/29
04 Assault	8	5	111	130	(15)	95	86	108	83	66/56
05 Burglary	2	2	38	26	46	11	29	10	38	17/13
- Residence	2	1	13	15	(13)					
- Non Residence	0	1	25	11	127					
06 Larceny/Theft	15	27	302	319	(5)	64	21	63	20	24/23
07 Auto Theft	1	2	15	12	25	3	20	4	33	29/12
- Auto	1	2	13	12	8					
- Trucks & Busses	0	0	0	0	0					
- Other Vehicles	0	0	2	0	200					
09 Arson	0	1	1	6	(83)	0	0	5	83	39/21
<b>Part II Crimes</b>										
10 Forgery & Counterfeiting	0	1	15	16	(6)	1	7	6	38	
11 Fraud Including Bad Checks	2	10	67	78	(14)	16	24	15	19	
12 Embezzlement	1	1	11	7	57	5	45	1	14	
13 Stolen Property (Buy/Sell/Receive)	0	4	19	19	0	13	68	19	100	
14 Criminal Mischief	19	9	208	139	50	57	27	59	42	
- Business	7	0	44	22	100					
- Government	1	0	33	7	371					
- Motor Vehicle	2	5	56	50	12					
- Residential	5	0	44	29	52					
15 Weapons Possession	0	0	3	1	200	3	100	1	100	
16 Prostitution	0	0	1	2	(50)	1	100	1	50	
17 Sex Offenses (Except 02 & 16)	0	1	16	15	7	6	38	6	40	
18 Drug Offenses	3	5	62	43	44	52	84	30	70	
19 Gambling & Bookmaking	0	0	0	0	0	0	0	0	0	
20 Offenses Against Family	0	0	0	0	0	0	0	0	0	
21 DWI	7	7	77	83	(7)	77	100	83	100	
22 Liquor Laws	2	3	26	27	(4)	25	96	27	100	
24 Disorderly Conduct	1	2	28	26	8	26	93	23	88	
25 Vagrancy (Loitering)	0	0	0	3	(100)	0	0	0	0	
26 All Other Offenses	40	34	473	395	20	435	92	346	88	
Hit & Run with Personal Injury	0	0	0	2	(100)					
29 Runaway (Juveniles)	0	2	2	3	(33)	1	50	3	100	
<b>Part I Crimes</b>	26	39	476	510	(7)	176	37	201	39	
<b>Part II Crimes</b>	75	77	1006	854	18	717	71	617	72	



# Dover New Hampshire Police Department

## 2019 Non-Criminal Investigative Incidents

These statistics are based upon non-criminal incidents where a police report was completed by the investigating officer. Incidents identified as non-investigatory or non-investigatory with notes are not accounted for in this report. For comparative analysis, view the 2019- E CAD CFS Summaries report. This report accounts for Hit & Run Incidents independently from MV Accident 31 A-E contrary to past reporting practices.

Crystal 2016

Report Revised:  
2016-12-12

Data Last Updated On:  
February 26, 2020 10:53 am

### January

	2019 Monthly	2018 Monthly	2019 YTD	2018 YTD	+,-) % Diff.
<b>Violations (Non-NIBRS Compliant)</b>					
Truancy-26Y	0	0	0	0	0
Traffic-Hit & Run (30H)	11	13	11	13	(15)
Animal (90A-C)	0	0	0	0	0
Other: Hitchhiking, FTAS, Benches, Motor Boats, Littering, Feeding Wildlife, Skateboards & Misuse Power	2	2	2	2	
<b>Accidents:</b>					
31 Accidents (31A-E)	101	106	101	106	(5)
A Non Investigative	69	77	69	77	
B Major Property Damage	28	19	28	19	
C Injury	4	9	4	9	
DB Bicycle	0	0	0	0	
DP Pedestrian	0	1	0	1	
E Fatal	0	0	0	0	
<b>Non-Criminal Investigative Incidents:</b>					
32 Disturbances	98	101	98	101	(3)
Juvenile	9	4	9	4	
Domestic	37	42	37	42	
Unwanted Subject	18	10	18	10	
Possible DWI	2	2	2	2	
OHRV	0	0	0	0	
Road Rage	2	0	2	0	
Loud Music/Noise	1	3	1	3	
Party	0	0	0	0	
Fight	2	0	2	0	
Neighborhood	3	5	3	5	
Landlord/Tenant	0	0	0	0	
Other	15	26	15	26	
Skateboarding	0	0	0	0	
Unwanted Communications	9	9	9	9	
34 Missing Persons	5	7	5	7	(29)
Juvenile - Missing Person	2	5	2	5	
Adult - Missing Person	1	1	1	1	
Attempt To Locate	2	1	2	1	
43 Suspicious Activity	14	28	14	28	(50)
Suspicious Person	1	3	1	3	
Suspicious MV	3	0	3	0	
44 Death-Untimely, Suicide & Attempts	9	4	9	4	125
Death - Untimely	6	2	6	2	
Death - Suicide	0	1	0	1	
Suicide - Attempted	3	1	3	1	
54 Police Information	54	41	54	41	32
Drugs	9	7	9	7	
Sex Offenses	6	4	6	4	
Crimeline	1	0	1	0	
Fraud Other Jurisdiction	14	4	14	4	
Other	28	28	28	28	
55 Welfare Check	44	43	44	43	2
Abuse, Physical, Emotional	1	2	1	2	
Medical/Well Being	19	22	19	22	
911 Trace	0	0	0	0	
Other	24	19	24	19	



# Dover New Hampshire Police Department

## 2019 Non-Criminal Investigative Incidents

These statistics are based upon non-criminal incidents where a police report was completed by the investigating officer. Incidents identified as non-investigatory or non-investigatory with notes are not accounted for in this report. For comparative analysis, view the 2019- E CAD CFS Summaries report. This report accounts for Hit & Run Incidents independently from MV Accident 31 A-E contrary to past reporting practices.

Crystal 2016

Report Revised:  
2016-12-12

Data Last Updated On:  
February 26, 2020 10:53 am

January -- continued		2019 Monthly	2018 Monthly	2019 YTD	2018 YTD	+,- % Diff.
56	Assist	65	68	65	68	(4)
	Remove Belongings	5	0	5	0	
	Child Custody	4	4	4	4	
	WDH Hospital Staff	0	0	0	0	
	Police Mutual Aid	3	3	3	3	
	Other	53	61	53	61	
59	Shots Fired	1	0	1	0	100
60	Animal	15	14	15	14	7
	Dog Complaint	3	2	3	2	
	Nuisance	1	1	1	1	
	Found	2	3	2	3	
	Lost	0	0	0	0	
	Hit	4	4	4	4	
	Bite	3	1	3	1	
	Welfare	2	3	2	3	
	Other	0	0	0	0	



# Dover New Hampshire Police Department

## 2019 Non-Criminal Investigative Incidents

These statistics are based upon non-criminal incidents where a police report was completed by the investigating officer. Incidents identified as non-investigatory or non-investigatory with notes are not accounted for in this report. For comparative analysis, view the 2019- E CAD CFS Summaries report. This report accounts for Hit & Run Incidents independently from MV Accident 31 A-E contrary to past reporting practices.

Crystal 2016

Report Revised:  
2016-12-12

Data Last Updated On:  
February 26, 2020 10:53 am

### February

	2019 Monthly	2018 Monthly	2019 YTD	2018 YTD	+,-) % Diff.
<b>Violations (Non-NIBRS Compliant)</b>					
Truancy-26Y	0	0	0	0	0
Traffic-Hit & Run (30H)	11	8	22	21	5
Animal (90A-C)	0	0	0	0	0
Other: Hitchhiking, FTAS, Benches, Motor Boats, Littering, Feeding Wildlife, Skateboards & Misuse Power	0	1	2	3	
<b>Accidents:</b>					
31 Accidents (31A-E)	93	100	194	206	(6)
A Non Investigative	65	69	134	146	
B Major Property Damage	23	26	51	45	
C Injury	4	4	8	13	
DB Bicycle	0	0	0	0	
DP Pedestrian	1	1	1	2	
E Fatal	0	0	0	0	
<b>Non-Criminal Investigative Incidents:</b>					
32 Disturbances	97	72	195	173	13
Juvenile	2	3	11	7	
Domestic	30	28	67	70	
Unwanted Subject	22	8	40	18	
Possible DWI	3	3	5	5	
OHRV	0	0	0	0	
Road Rage	3	2	5	2	
Loud Music/Noise	1	0	2	3	
Party	0	0	0	0	
Fight	1	3	3	3	
Neighborhood	5	3	8	8	
Landlord/Tenant	0	1	0	1	
Other	24	16	39	42	
Skateboarding	0	0	0	0	
Unwanted Communications	6	5	15	14	
34 Missing Persons	2	4	7	11	(36)
Juvenile - Missing Person	0	2	2	7	
Adult - Missing Person	1	0	2	1	
Attempt To Locate	1	2	3	3	
43 Suspicious Activity	17	26	31	54	(43)
Suspicious Person	1	4	2	7	
Suspicious MV	1	0	4	0	
44 Death-Untimely, Suicide & Attempts	4	2	13	6	117
Death - Untimely	2	2	8	4	
Death - Suicide	1	0	1	1	
Suicide - Attempted	1	0	4	1	
54 Police Information	35	41	89	82	9
Drugs	5	9	14	16	
Sex Offenses	3	2	9	6	
Crimeline	3	1	4	1	
Fraud Other Jurisdiction	8	4	22	8	
Other	22	28	50	56	
55 Welfare Check	42	40	86	83	4
Abuse, Physical, Emotional	1	0	2	2	
Medical/Well Being	15	18	34	40	
911 Trace	0	1	0	1	
Other	26	21	50	40	



# Dover New Hampshire Police Department

## 2019 Non-Criminal Investigative Incidents

These statistics are based upon non-criminal incidents where a police report was completed by the investigating officer. Incidents identified as non-investigatory or non-investigatory with notes are not accounted for in this report. For comparative analysis, view the 2019- E CAD CFS Summaries report. This report accounts for Hit & Run Incidents independently from MV Accident 31 A-E contrary to past reporting practices.

Crystal 2016

Report Revised:  
2016-12-12

Data Last Updated On:  
February 26, 2020 10:53 am

February -- continued		2019 Monthly	2018 Monthly	2019 YTD	2018 YTD	+,- % Diff.
56	Assist	67	72	132	140	(6)
	Remove Belongings	2	4	7	4	
	Child Custody	1	3	5	7	
	WDH Hospital Staff	0	2	0	2	
	Police Mutual Aid	2	3	5	6	
	Other	62	60	115	121	
59	Shots Fired	0	1	1	1	0
60	Animal	17	17	32	31	3
	Dog Complaint	9	4	12	6	
	Nuisance	0	0	1	1	
	Found	2	7	4	10	
	Lost	0	0	0	0	
	Hit	2	0	6	4	
	Bite	2	2	5	3	
	Welfare	2	4	4	7	
	Other	0	0	0	0	





# Dover New Hampshire Police Department

## 2019 Non-Criminal Investigative Incidents

These statistics are based upon non-criminal incidents where a police report was completed by the investigating officer. Incidents identified as non-investigatory or non-investigatory with notes are not accounted for in this report. For comparative analysis, view the 2019- E CAD CFS Summaries report. This report accounts for Hit & Run Incidents independently from MV Accident 31 A-E contrary to past reporting practices.

Crystal 2016

Report Revised:  
2016-12-12

Data Last Updated On:  
February 26, 2020 10:53 am

### March

	2019 Monthly	2018 Monthly	2019 YTD	2018 YTD	+,-) % Diff.
<b>Violations (Non-NIBRS Compliant)</b>					
Truancy-26Y	0	0	0	0	0
Traffic-Hit & Run (30H)	15	19	37	40	(8)
Animal (90A-C)	0	0	0	0	0
Other: Hitchhiking, FTAS, Benches, Motor Boats, Littering, Feeding Wildlife, Skateboards & Misuse Power	2	1	4	4	
<b>Accidents:</b>					
31 Accidents (31A-E)	104	116	298	322	(7)
A Non Investigative	78	87	212	233	
B Major Property Damage	18	25	69	70	
C Injury	7	2	15	15	
DB Bicycle	0	0	0	0	
DP Pedestrian	1	2	2	4	
E Fatal	0	0	0	0	
<b>Non-Criminal Investigative Incidents:</b>					
32 Disturbances	75	114	270	287	(6)
Juvenile	3	7	14	14	
Domestic	32	23	99	93	
Unwanted Subject	4	17	44	35	
Possible DWI	1	6	6	11	
OHRV	0	0	0	0	
Road Rage	2	4	7	6	
Loud Music/Noise	1	7	3	10	
Party	0	0	0	0	
Fight	3	2	6	5	
Neighborhood	0	10	8	18	
Landlord/Tenant	0	0	0	1	
Other	19	26	58	68	
Skateboarding	0	0	0	0	
Unwanted Communications	10	12	25	26	
34 Missing Persons	3	5	10	16	(38)
Juvenile - Missing Person	0	4	2	11	
Adult - Missing Person	0	0	2	1	
Attempt To Locate	3	1	6	4	
43 Suspicious Activity	15	23	46	77	(40)
Suspicious Person	1	2	3	9	
Suspicious MV	1	0	5	0	
44 Death-Untimely, Suicide & Attempts	3	3	16	9	78
Death - Untimely	2	3	10	7	
Death - Suicide	0	0	1	1	
Suicide - Attempted	1	0	5	1	
54 Police Information	41	51	130	133	(2)
Drugs	4	13	18	29	
Sex Offenses	3	4	12	10	
Crimeline	0	3	4	4	
Fraud Other Jurisdiction	14	5	36	13	
Other	21	30	71	86	
55 Welfare Check	55	48	141	131	8
Abuse, Physical, Emotional	0	0	2	2	
Medical/Well Being	27	28	61	68	
911 Trace	0	0	0	1	
Other	28	20	78	60	



# Dover New Hampshire Police Department

## 2019 Non-Criminal Investigative Incidents

**A1**

These statistics are based upon non-criminal incidents where a police report was completed by the investigating officer. Incidents identified as non-investigatory or non-investigatory with notes are not accounted for in this report. For comparative analysis, view the 2019- E CAD CFS Summaries report. This report accounts for Hit & Run Incidents independently from MV Accident 31 A-E contrary to past reporting practices.

Crystal 2016

Report Revised:  
2016-12-12

Data Last Updated On:  
February 26, 2020 10:53 am

<b>March</b>	<b>-- continued</b>	2019 Monthly	2018 Monthly	2019 YTD	2018 YTD	+,(,-) % Diff.
56	Assist	86	78	218	218	0
	Remove Belongings	3	0	10	4	
	Child Custody	6	1	11	8	
	WDH Hospital Staff	0	0	0	2	
	Police Mutual Aid	3	3	8	9	
	Other	74	74	189	195	
59	Shots Fired	0	0	1	1	0
60	Animal	26	22	58	53	9
	Dog Complaint	4	2	16	8	
	Nuisance	1	1	2	2	
	Found	8	3	12	13	
	Lost	1	1	1	1	
	Hit	2	2	8	6	
	Bite	3	6	8	9	
	Welfare	3	7	7	14	
	Other	4	0	4	0	



# Dover New Hampshire Police Department

## 2019 Non-Criminal Investigative Incidents

These statistics are based upon non-criminal incidents where a police report was completed by the investigating officer. Incidents identified as non-investigatory or non-investigatory with notes are not accounted for in this report. For comparative analysis, view the 2019- E CAD CFS Summaries report. This report accounts for Hit & Run Incidents independently from MV Accident 31 A-E contrary to past reporting practices.

Crystal 2016

Report Revised:  
2016-12-12

Data Last Updated On:  
February 26, 2020 10:53 am

### April

	2019 Monthly	2018 Monthly	2019 YTD	2018 YTD	+,-) % Diff.
<b>Violations (Non-NIBRS Compliant)</b>					
Truancy-26Y	0	0	0	0	0
Traffic-Hit & Run (30H)	11	9	48	49	(2)
Animal (90A-C)	1	1	1	1	0
Other: Hitchhiking, FTAS, Benches, Motor Boats, Littering, Feeding Wildlife, Skateboards & Misuse Power	2	0	6	4	
<b>Accidents:</b>					
31 Accidents (31A-E)	70	72	368	394	(7)
A Non Investigative	46	58	258	291	
B Major Property Damage	16	9	85	79	
C Injury	6	4	21	19	
DB Bicycle	0	0	0	0	
DP Pedestrian	2	1	4	5	
E Fatal	0	0	0	0	
<b>Non-Criminal Investigative Incidents:</b>					
32 Disturbances	103	88	373	375	(1)
Juvenile	5	14	19	28	
Domestic	34	24	133	117	
Unwanted Subject	13	11	57	46	
Possible DWI	2	4	8	15	
OHRV	0	0	0	0	
Road Rage	1	2	8	8	
Loud Music/Noise	0	1	3	11	
Party	0	0	0	0	
Fight	3	3	9	8	
Neighborhood	5	3	13	21	
Landlord/Tenant	3	1	3	2	
Other	32	16	90	84	
Skateboarding	0	0	0	0	
Unwanted Communications	5	9	30	35	
34 Missing Persons	10	2	20	18	11
Juvenile - Missing Person	3	1	5	12	
Adult - Missing Person	3	0	5	1	
Attempt To Locate	4	1	10	5	
43 Suspicious Activity	6	18	52	95	(45)
Suspicious Person	1	4	4	13	
Suspicious MV	2	1	7	1	
44 Death-Untimely, Suicide & Attempts	6	5	22	14	57
Death - Untimely	4	4	14	11	
Death - Suicide	0	1	1	2	
Suicide - Attempted	2	0	7	1	
54 Police Information	45	52	175	185	(5)
Drugs	5	7	23	36	
Sex Offenses	5	7	17	17	
Crimeline	2	3	6	7	
Fraud Other Jurisdiction	7	10	43	23	
Other	30	31	101	117	
55 Welfare Check	38	31	179	162	10
Abuse, Physical, Emotional	1	0	3	2	
Medical/Well Being	9	20	70	88	
911 Trace	1	1	1	2	
Other	27	10	105	70	



# Dover New Hampshire Police Department

## 2019 Non-Criminal Investigative Incidents

These statistics are based upon non-criminal incidents where a police report was completed by the investigating officer. Incidents identified as non-investigatory or non-investigatory with notes are not accounted for in this report. For comparative analysis, view the 2019- E CAD CFS Summaries report. This report accounts for Hit & Run Incidents independently from MV Accident 31 A-E contrary to past reporting practices.

Crystal 2016

Report Revised:  
2016-12-12

Data Last Updated On:  
February 26, 2020 10:53 am

April	-- continued	2019 Monthly	2018 Monthly	2019 YTD	2018 YTD	+,- % Diff.
56	Assist	85	68	303	286	6
	Remove Belongings	3	2	13	6	
	Child Custody	2	4	13	12	
	WDH Hospital Staff	0	1	0	3	
	Police Mutual Aid	7	3	15	12	
	Other	73	58	262	253	
59	Shots Fired	1	1	2	2	0
60	Animal	37	10	95	63	51
	Dog Complaint	7	0	23	8	
	Nuisance	2	1	4	3	
	Found	5	3	17	16	
	Lost	2	2	3	3	
	Hit	1	2	9	8	
	Bite	9	0	17	9	
	Welfare	10	2	17	16	
	Other	1	0	5	0	



# Dover New Hampshire Police Department

## 2019 Non-Criminal Investigative Incidents

These statistics are based upon non-criminal incidents where a police report was completed by the investigating officer. Incidents identified as non-investigatory or non-investigatory with notes are not accounted for in this report. For comparative analysis, view the 2019- E CAD CFS Summaries report. This report accounts for Hit & Run Incidents independently from MV Accident 31 A-E contrary to past reporting practices.

Crystal 2016

Report Revised:  
2016-12-12

Data Last Updated On:  
February 26, 2020 10:53 am

### May

	2019 Monthly	2018 Monthly	2019 YTD	2018 YTD	+,-) % Diff.
<b>Violations (Non-NIBRS Compliant)</b>					
Truancy-26Y	0	0	0	0	0
Traffic-Hit & Run (30H)	12	15	60	64	(6)
Animal (90A-C)	0	1	1	2	(50)
Other: Hitchhiking, FTAS, Benches, Motor Boats, Littering, Feeding Wildlife, Skateboards & Misuse Power	1	1	7	5	
<b>Accidents:</b>					
31 Accidents (31A-E)	90	97	458	491	(7)
A Non Investigative	65	72	323	363	
B Major Property Damage	19	17	104	96	
C Injury	5	5	26	24	
DB Bicycle	0	1	0	1	
DP Pedestrian	1	1	5	6	
E Fatal	0	1	0	1	
<b>Non-Criminal Investigative Incidents:</b>					
32 Disturbances	102	159	475	534	(11)
Juvenile	5	8	24	36	
Domestic	41	56	174	173	
Unwanted Subject	10	31	67	77	
Possible DWI	1	6	9	21	
OHRV	0	0	0	0	
Road Rage	3	1	11	9	
Loud Music/Noise	3	0	6	11	
Party	0	0	0	0	
Fight	0	4	9	12	
Neighborhood	5	4	18	25	
Landlord/Tenant	2	3	5	5	
Other	25	35	115	119	
Skateboarding	0	0	0	0	
Unwanted Communications	7	11	37	46	
34 Missing Persons	7	7	27	25	8
Juvenile - Missing Person	4	3	9	15	
Adult - Missing Person	1	2	6	3	
Attempt To Locate	2	2	12	7	
43 Suspicious Activity	11	22	63	117	(46)
Suspicious Person	4	5	8	18	
Suspicious MV	1	0	8	1	
44 Death-Untimely, Suicide & Attempts	4	7	26	21	24
Death - Untimely	2	5	16	16	
Death - Suicide	0	0	1	2	
Suicide - Attempted	2	2	9	3	
54 Police Information	47	56	222	241	(8)
Drugs	6	6	29	42	
Sex Offenses	3	5	20	22	
Crimeline	2	2	8	9	
Fraud Other Jurisdiction	8	10	51	33	
Other	34	39	135	156	
55 Welfare Check	47	53	226	215	5
Abuse, Physical, Emotional	0	3	3	5	
Medical/Well Being	26	27	96	115	
911 Trace	0	0	1	2	
Other	21	23	126	93	



# Dover New Hampshire Police Department

## 2019 Non-Criminal Investigative Incidents

These statistics are based upon non-criminal incidents where a police report was completed by the investigating officer. Incidents identified as non-investigatory or non-investigatory with notes are not accounted for in this report. For comparative analysis, view the 2019- E CAD CFS Summaries report. This report accounts for Hit & Run Incidents independently from MV Accident 31 A-E contrary to past reporting practices.

Crystal 2016

Report Revised:  
2016-12-12

Data Last Updated On:  
February 26, 2020 10:53 am

May	-- continued	2019 Monthly	2018 Monthly	2019 YTD	2018 YTD	+,- % Diff.
56	Assist	72	65	375	351	7
	Remove Belongings	2	1	15	7	
	Child Custody	5	3	18	15	
	WDH Hospital Staff	0	0	0	3	
	Police Mutual Aid	4	2	19	14	
	Other	61	59	323	312	
59	Shots Fired	0	1	2	3	(33)
60	Animal	27	28	122	91	34
	Dog Complaint	7	7	30	15	
	Nuisance	3	1	7	4	
	Found	8	4	25	20	
	Lost	0	0	3	3	
	Hit	1	3	10	11	
	Bite	3	6	20	15	
	Welfare	5	7	22	23	
	Other	0	0	5	0	



# Dover New Hampshire Police Department

## 2019 Non-Criminal Investigative Incidents

These statistics are based upon non-criminal incidents where a police report was completed by the investigating officer. Incidents identified as non-investigatory or non-investigatory with notes are not accounted for in this report. For comparative analysis, view the 2019- E CAD CFS Summaries report. This report accounts for Hit & Run Incidents independently from MV Accident 31 A-E contrary to past reporting practices.

Crystal 2016

Report Revised:  
2016-12-12

Data Last Updated On:  
February 26, 2020 10:53 am

### June

	2019 Monthly	2018 Monthly	2019 YTD	2018 YTD	+,-) % Diff.
<b>Violations (Non-NIBRS Compliant)</b>					
Truancy-26Y	0	0	0	0	0
Traffic-Hit & Run (30H)	5	8	65	72	(10)
Animal (90A-C)	1	1	2	3	(33)
Other: Hitchhiking, FTAS, Benches, Motor Boats, Littering, Feeding Wildlife, Skateboards & Misuse Power	3	2	10	7	
<b>Accidents:</b>					
31 Accidents (31A-E)	96	83	554	574	(3)
A Non Investigative	69	61	392	424	
B Major Property Damage	17	18	121	114	
C Injury	9	3	35	27	
DB Bicycle	1	0	1	1	
DP Pedestrian	0	1	5	7	
E Fatal	0	0	0	1	
<b>Non-Criminal Investigative Incidents:</b>					
32 Disturbances	105	113	580	647	(10)
Juvenile	4	6	28	42	
Domestic	37	32	211	205	
Unwanted Subject	16	20	83	97	
Possible DWI	1	4	10	25	
OHRV	0	1	0	1	
Road Rage	2	1	13	10	
Loud Music/Noise	0	0	6	11	
Party	0	0	0	0	
Fight	3	2	12	14	
Neighborhood	9	4	27	29	
Landlord/Tenant	1	1	6	6	
Other	29	33	144	152	
Skateboarding	0	0	0	0	
Unwanted Communications	3	9	40	55	
34 Missing Persons	3	7	30	32	(6)
Juvenile - Missing Person	0	4	9	19	
Adult - Missing Person	0	0	6	3	
Attempt To Locate	3	3	15	10	
43 Suspicious Activity	24	27	87	144	(40)
Suspicious Person	3	6	11	24	
Suspicious MV	2	0	10	1	
44 Death-Untimely, Suicide & Attempts	5	4	31	25	24
Death - Untimely	3	3	19	19	
Death - Suicide	1	0	2	2	
Suicide - Attempted	1	1	10	4	
54 Police Information	49	46	271	287	(6)
Drugs	5	17	34	59	
Sex Offenses	7	6	27	28	
Crimeline	2	0	10	9	
Fraud Other Jurisdiction	11	5	62	38	
Other	32	20	167	176	
55 Welfare Check	56	56	282	271	4
Abuse, Physical, Emotional	3	1	6	6	
Medical/Well Being	22	36	118	151	
911 Trace	1	0	2	2	
Other	30	19	156	112	



# Dover New Hampshire Police Department

## 2019 Non-Criminal Investigative Incidents

**A1**

These statistics are based upon non-criminal incidents where a police report was completed by the investigating officer. Incidents identified as non-investigatory or non-investigatory with notes are not accounted for in this report. For comparative analysis, view the 2019- E CAD CFS Summaries report. This report accounts for Hit & Run Incidents independently from MV Accident 31 A-E contrary to past reporting practices.

Crystal 2016

Report Revised:  
2016-12-12

Data Last Updated On:  
February 26, 2020 10:53 am

June	-- continued	2019 Monthly	2018 Monthly	2019 YTD	2018 YTD	+,- % Diff.
56	Assist	55	86	430	437	(2)
	Remove Belongings	0	2	15	9	
	Child Custody	1	2	19	17	
	WDH Hospital Staff	0	0	0	3	
	Police Mutual Aid	2	2	21	16	
	Other	52	80	375	392	
59	Shots Fired	0	2	2	5	(60)
60	Animal	23	26	145	117	24
	Dog Complaint	2	6	32	21	
	Nuisance	3	0	10	4	
	Found	4	6	29	26	
	Lost	0	0	3	3	
	Hit	1	2	11	13	
	Bite	6	5	26	20	
	Welfare	7	7	29	30	
	Other	0	0	5	0	





# Dover New Hampshire Police Department

## 2019 Non-Criminal Investigative Incidents

These statistics are based upon non-criminal incidents where a police report was completed by the investigating officer. Incidents identified as non-investigatory or non-investigatory with notes are not accounted for in this report. For comparative analysis, view the 2019- E CAD CFS Summaries report. This report accounts for Hit & Run Incidents independently from MV Accident 31 A-E contrary to past reporting practices.

Crystal 2016

Report Revised:  
2016-12-12

Data Last Updated On:  
February 26, 2020 10:53 am

July	2019 Monthly	2018 Monthly	2019 YTD	2018 YTD	+,-) % Diff.
<b>Violations (Non-NIBRS Compliant)</b>					
Truancy-26Y	0	0	0	0	0
Traffic-Hit & Run (30H)	12	13	77	85	(9)
Animal (90A-C)	1	1	3	4	(25)
Other: Hitchhiking, FTAS, Benches, Motor Boats, Littering, Feeding Wildlife, Skateboards & Misuse Power	1	0	11	7	
<b>Accidents:</b>					
31 Accidents (31A-E)	93	90	647	664	(3)
A Non Investigative	72	74	464	498	
B Major Property Damage	11	12	132	126	
C Injury	7	3	42	30	
DB Bicycle	2	1	3	2	
DP Pedestrian	1	0	6	7	
E Fatal	0	0	0	1	
<b>Non-Criminal Investigative Incidents:</b>					
32 Disturbances	108	134	688	781	(12)
Juvenile	3	5	31	47	
Domestic	39	50	250	255	
Unwanted Subject	23	26	106	123	
Possible DWI	0	2	10	27	
OHRV	0	0	0	1	
Road Rage	1	2	14	12	
Loud Music/Noise	0	1	6	12	
Party	0	0	0	0	
Fight	3	3	15	17	
Neighborhood	6	11	33	40	
Landlord/Tenant	1	2	7	8	
Other	23	18	167	170	
Skateboarding	0	0	0	0	
Unwanted Communications	9	14	49	69	
34 Missing Persons	5	8	35	40	(13)
Juvenile - Missing Person	3	2	12	21	
Adult - Missing Person	0	1	6	4	
Attempt To Locate	2	5	17	15	
43 Suspicious Activity	25	27	112	171	(35)
Suspicious Person	2	5	13	29	
Suspicious MV	1	0	11	1	
44 Death-Untimely, Suicide & Attempts	3	5	34	30	13
Death - Untimely	1	4	20	23	
Death - Suicide	1	0	3	2	
Suicide - Attempted	1	1	11	5	
54 Police Information	56	48	327	335	(2)
Drugs	3	13	37	72	
Sex Offenses	8	1	35	29	
Crimeline	4	4	14	13	
Fraud Other Jurisdiction	16	10	78	48	
Other	30	26	197	202	
55 Welfare Check	26	45	308	316	(3)
Abuse, Physical, Emotional	0	2	6	8	
Medical/Well Being	16	21	134	172	
911 Trace	0	1	2	3	
Other	10	21	166	133	



# Dover New Hampshire Police Department

## 2019 Non-Criminal Investigative Incidents

These statistics are based upon non-criminal incidents where a police report was completed by the investigating officer. Incidents identified as non-investigatory or non-investigatory with notes are not accounted for in this report. For comparative analysis, view the 2019- E CAD CFS Summaries report. This report accounts for Hit & Run Incidents independently from MV Accident 31 A-E contrary to past reporting practices.

Crystal 2016

Report Revised:  
2016-12-12

Data Last Updated On:  
February 26, 2020 10:53 am

July	-- continued	2019 Monthly	2018 Monthly	2019 YTD	2018 YTD	+,- % Diff.
56	Assist	89	79	519	516	1
	Remove Belongings	3	1	18	10	
	Child Custody	2	6	21	23	
	WDH Hospital Staff	0	1	0	4	
	Police Mutual Aid	6	5	27	21	
	Other	78	66	453	458	
59	Shots Fired	0	0	2	5	(60)
60	Animal	29	27	174	144	21
	Dog Complaint	5	2	37	23	
	Nuisance	1	1	11	5	
	Found	7	9	36	35	
	Lost	0	0	3	3	
	Hit	2	2	13	15	
	Bite	6	8	32	28	
	Welfare	8	5	37	35	
	Other	0	0	5	0	



# Dover New Hampshire Police Department

## 2019 Non-Criminal Investigative Incidents

These statistics are based upon non-criminal incidents where a police report was completed by the investigating officer. Incidents identified as non-investigatory or non-investigatory with notes are not accounted for in this report. For comparative analysis, view the 2019- E CAD CFS Summaries report. This report accounts for Hit & Run Incidents independently from MV Accident 31 A-E contrary to past reporting practices.

Crystal 2016

Report Revised:  
2016-12-12

Data Last Updated On:  
February 26, 2020 10:53 am

August	2019 Monthly	2018 Monthly	2019 YTD	2018 YTD	+,-) % Diff.
<b>Violations (Non-NIBRS Compliant)</b>					
Truancy-26Y	0	0	0	0	0
Traffic-Hit & Run (30H)	11	17	88	102	(14)
Animal (90A-C)	0	1	3	5	(40)
Other: Hitchhiking, FTAS, Benches, Motor Boats, Littering, Feeding Wildlife, Skateboards & Misuse Power	0	2	11	9	
<b>Accidents:</b>					
31 Accidents (31A-E)	75	103	722	767	(6)
A Non Investigative	59	85	523	583	
B Major Property Damage	4	9	136	135	
C Injury	10	8	52	38	
DB Bicycle	0	1	3	3	
DP Pedestrian	2	0	8	7	
E Fatal	0	0	0	1	
<b>Non-Criminal Investigative Incidents:</b>					
32 Disturbances	119	102	807	883	(9)
Juvenile	1	5	32	52	
Domestic	38	39	288	294	
Unwanted Subject	25	6	131	129	
Possible DWI	1	2	11	29	
OHRV	0	0	0	1	
Road Rage	1	4	15	16	
Loud Music/Noise	2	0	8	12	
Party	1	0	1	0	
Fight	5	2	20	19	
Neighborhood	6	9	39	49	
Landlord/Tenant	0	4	7	12	
Other	26	20	193	190	
Skateboarding	0	0	0	0	
Unwanted Communications	13	11	62	80	
34 Missing Persons	8	3	43	43	0
Juvenile - Missing Person	3	2	15	23	
Adult - Missing Person	0	0	6	4	
Attempt To Locate	5	1	22	16	
43 Suspicious Activity	22	24	134	195	(31)
Suspicious Person	4	3	17	32	
Suspicious MV	0	0	11	1	
44 Death-Untimely, Suicide & Attempts	5	7	39	37	5
Death - Untimely	4	5	24	28	
Death - Suicide	0	0	3	2	
Suicide - Attempted	1	2	12	7	
54 Police Information	52	37	379	372	2
Drugs	7	11	44	83	
Sex Offenses	1	2	36	31	
Crimeline	3	0	17	13	
Fraud Other Jurisdiction	6	10	84	58	
Other	44	16	241	218	
55 Welfare Check	32	35	340	351	(3)
Abuse, Physical, Emotional	1	3	7	11	
Medical/Well Being	14	20	148	192	
911 Trace	2	0	4	3	
Other	15	12	181	145	



# Dover New Hampshire Police Department

## 2019 Non-Criminal Investigative Incidents

These statistics are based upon non-criminal incidents where a police report was completed by the investigating officer. Incidents identified as non-investigatory or non-investigatory with notes are not accounted for in this report. For comparative analysis, view the 2019- E CAD CFS Summaries report. This report accounts for Hit & Run Incidents independently from MV Accident 31 A-E contrary to past reporting practices.

Crystal 2016

Report Revised:  
2016-12-12

Data Last Updated On:  
February 26, 2020 10:53 am

August	-- continued	2019 Monthly	2018 Monthly	2019 YTD	2018 YTD	+,- % Diff.
56	Assist	69	72	588	588	0
	Remove Belongings	1	3	19	13	
	Child Custody	0	3	21	26	
	WDH Hospital Staff	1	0	1	4	
	Police Mutual Aid	4	4	31	25	
	Other	63	62	516	520	
59	Shots Fired	0	0	2	5	(60)
60	Animal	23	14	197	158	25
	Dog Complaint	9	3	46	26	
	Nuisance	0	0	11	5	
	Found	4	4	40	39	
	Lost	0	1	3	4	
	Hit	1	2	14	17	
	Bite	8	3	40	31	
	Welfare	1	1	38	36	
	Other	0	0	5	0	



# Dover New Hampshire Police Department

## 2019 Non-Criminal Investigative Incidents

These statistics are based upon non-criminal incidents where a police report was completed by the investigating officer. Incidents identified as non-investigatory or non-investigatory with notes are not accounted for in this report. For comparative analysis, view the 2019- E CAD CFS Summaries report. This report accounts for Hit & Run Incidents independently from MV Accident 31 A-E contrary to past reporting practices.

Crystal 2016

Report Revised:  
2016-12-12

Data Last Updated On:  
February 26, 2020 10:53 am

### September

	2019 Monthly	2018 Monthly	2019 YTD	2018 YTD	+,-) % Diff.
<b>Violations (Non-NIBRS Compliant)</b>					
Truancy-26Y	0	0	0	0	0
Traffic-Hit & Run (30H)	13	10	101	112	(10)
Animal (90A-C)	1	1	4	6	(33)
Other: Hitchhiking, FTAS, Benches, Motor Boats, Littering, Feeding Wildlife, Skateboards & Misuse Power	0	2	11	11	
<b>Accidents:</b>					
31 Accidents (31A-E)	100	89	822	856	(4)
A Non Investigative	67	60	590	643	
B Major Property Damage	17	18	153	153	
C Injury	14	7	66	45	
DB Bicycle	1	2	4	5	
DP Pedestrian	1	1	9	8	
E Fatal	0	1	0	2	
<b>Non-Criminal Investigative Incidents:</b>					
32 Disturbances	99	113	906	996	(9)
Juvenile	6	7	38	59	
Domestic	34	44	322	338	
Unwanted Subject	14	16	145	145	
Possible DWI	2	1	13	30	
OHRV	0	0	0	1	
Road Rage	1	2	16	18	
Loud Music/Noise	2	1	10	13	
Party	0	1	1	1	
Fight	4	6	24	25	
Neighborhood	4	6	43	55	
Landlord/Tenant	0	2	7	14	
Other	21	23	214	213	
Skateboarding	0	0	0	0	
Unwanted Communications	11	4	73	84	
34 Missing Persons	6	10	49	53	(8)
Juvenile - Missing Person	3	5	18	28	
Adult - Missing Person	1	0	7	4	
Attempt To Locate	2	5	24	21	
43 Suspicious Activity	13	27	147	222	(34)
Suspicious Person	2	8	19	40	
Suspicious MV	0	0	11	1	
44 Death-Untimely, Suicide & Attempts	6	7	45	44	2
Death - Untimely	6	5	30	33	
Death - Suicide	0	1	3	3	
Suicide - Attempted	0	1	12	8	
54 Police Information	54	55	433	427	1
Drugs	9	9	53	92	
Sex Offenses	6	5	42	36	
Crimeline	1	4	18	17	
Fraud Other Jurisdiction	6	18	90	76	
Other	41	26	282	244	
55 Welfare Check	37	48	377	399	(6)
Abuse, Physical, Emotional	1	1	8	12	
Medical/Well Being	21	23	169	215	
911 Trace	0	0	4	3	
Other	15	24	196	169	



# Dover New Hampshire Police Department

## 2019 Non-Criminal Investigative Incidents

**A1**

These statistics are based upon non-criminal incidents where a police report was completed by the investigating officer. Incidents identified as non-investigatory or non-investigatory with notes are not accounted for in this report. For comparative analysis, view the 2019- E CAD CFS Summaries report. This report accounts for Hit & Run Incidents independently from MV Accident 31 A-E contrary to past reporting practices.

Crystal 2016

Report Revised:  
2016-12-12

Data Last Updated On:  
February 26, 2020 10:53 am

September -- continued		2019 Monthly	2018 Monthly	2019 YTD	2018 YTD	+,- % Diff.
56	Assist	58	78	646	666	(3)
	Remove Belongings	2	4	21	17	
	Child Custody	2	4	23	30	
	WDH Hospital Staff	3	1	4	5	
	Police Mutual Aid	2	4	33	29	
	Other	49	65	565	585	
59	Shots Fired	0	0	2	5	(60)
60	Animal	25	23	222	181	23
	Dog Complaint	3	6	49	32	
	Nuisance	3	1	14	6	
	Found	4	4	44	43	
	Lost	0	0	3	4	
	Hit	2	4	16	21	
	Bite	6	4	46	35	
	Welfare	7	4	45	40	
	Other	0	0	5	0	



# Dover New Hampshire Police Department

## 2019 Non-Criminal Investigative Incidents

These statistics are based upon non-criminal incidents where a police report was completed by the investigating officer. Incidents identified as non-investigatory or non-investigatory with notes are not accounted for in this report. For comparative analysis, view the 2019- E CAD CFS Summaries report. This report accounts for Hit & Run Incidents independently from MV Accident 31 A-E contrary to past reporting practices.

Crystal 2016

Report Revised:  
2016-12-12

Data Last Updated On:  
February 26, 2020 10:53 am

### October

	2019 Monthly	2018 Monthly	2019 YTD	2018 YTD	+,-) % Diff.
<b>Violations (Non-NIBRS Compliant)</b>					
Truancy-26Y	1	0	1	0	100
Traffic-Hit & Run (30H)	18	7	119	119	0
Animal (90A-C)	1	2	5	8	(38)
Other: Hitchhiking, FTAS, Benches, Motor Boats, Littering, Feeding Wildlife, Skateboards & Misuse Power	3	1	14	12	
<b>Accidents:</b>					
31 Accidents (31A-E)	79	101	901	957	(6)
A Non Investigative	59	75	649	718	
B Major Property Damage	12	16	165	169	
C Injury	7	6	73	51	
DB Bicycle	0	1	4	6	
DP Pedestrian	1	3	10	11	
E Fatal	0	0	0	2	
<b>Non-Criminal Investigative Incidents:</b>					
32 Disturbances	116	110	1022	1106	(8)
Juvenile	8	4	46	63	
Domestic	35	36	357	374	
Unwanted Subject	26	17	171	162	
Possible DWI	1	3	14	33	
OHRV	0	1	0	2	
Road Rage	2	2	18	20	
Loud Music/Noise	1	1	11	14	
Party	0	0	1	1	
Fight	4	4	28	29	
Neighborhood	2	3	45	58	
Landlord/Tenant	1	1	8	15	
Other	25	31	239	244	
Skateboarding	0	0	0	0	
Unwanted Communications	11	7	84	91	
34 Missing Persons	11	3	60	56	7
Juvenile - Missing Person	5	3	23	31	
Adult - Missing Person	2	0	9	4	
Attempt To Locate	4	0	28	21	
43 Suspicious Activity	19	28	166	250	(34)
Suspicious Person	4	5	23	45	
Suspicious MV	0	0	11	1	
44 Death-Untimely, Suicide & Attempts	4	9	49	53	(8)
Death - Untimely	3	6	33	39	
Death - Suicide	0	2	3	5	
Suicide - Attempted	1	1	13	9	
54 Police Information	62	39	495	466	6
Drugs	9	6	62	98	
Sex Offenses	9	3	51	39	
Crimeline	3	3	21	20	
Fraud Other Jurisdiction	5	8	95	84	
Other	46	24	328	268	
55 Welfare Check	37	45	414	444	(7)
Abuse, Physical, Emotional	0	0	8	12	
Medical/Well Being	13	20	182	235	
911 Trace	1	2	5	5	
Other	23	23	219	192	



# Dover New Hampshire Police Department

## 2019 Non-Criminal Investigative Incidents

These statistics are based upon non-criminal incidents where a police report was completed by the investigating officer. Incidents identified as non-investigatory or non-investigatory with notes are not accounted for in this report. For comparative analysis, view the 2019- E CAD CFS Summaries report. This report accounts for Hit & Run Incidents independently from MV Accident 31 A-E contrary to past reporting practices.

Crystal 2016

Report Revised:  
2016-12-12

Data Last Updated On:  
February 26, 2020 10:53 am

October	-- continued	2019 Monthly	2018 Monthly	2019 YTD	2018 YTD	+,- % Diff.
56	Assist	69	67	715	733	(2)
	Remove Belongings	2	3	23	20	
	Child Custody	4	6	27	36	
	WDH Hospital Staff	0	0	4	5	
	Police Mutual Aid	7	1	40	30	
	Other	56	57	621	642	
59	Shots Fired	1	0	3	5	(40)
60	Animal	26	102	248	283	(12)
	Dog Complaint	1	1	50	33	
	Nuisance	5	2	19	8	
	Found	7	8	51	51	
	Lost	3	0	6	4	
	Hit	0	6	16	27	
	Bite	5	4	51	39	
	Welfare	5	2	50	42	
	Other	0	79	5	79	





# Dover New Hampshire Police Department

## 2019 Non-Criminal Investigative Incidents

These statistics are based upon non-criminal incidents where a police report was completed by the investigating officer. Incidents identified as non-investigatory or non-investigatory with notes are not accounted for in this report. For comparative analysis, view the 2019- E CAD CFS Summaries report. This report accounts for Hit & Run Incidents independently from MV Accident 31 A-E contrary to past reporting practices.

Crystal 2016

Report Revised:  
2016-12-12

Data Last Updated On:  
February 26, 2020 10:53 am

### November

	2019 Monthly	2018 Monthly	2019 YTD	2018 YTD	+,-) % Diff.
<b>Violations (Non-NIBRS Compliant)</b>					
Truancy-26Y	0	0	1	0	100
Traffic-Hit & Run (30H)	13	15	132	134	(1)
Animal (90A-C)	1	0	6	8	(25)
Other: Hitchhiking, FTAS, Benches, Motor Boats, Littering, Feeding Wildlife, Skateboards & Misuse Power	1	1	15	13	
<b>Accidents:</b>					
31 Accidents (31A-E)	104	124	1005	1081	(7)
A Non Investigative	86	95	735	813	
B Major Property Damage	12	20	177	189	
C Injury	5	5	78	56	
DB Bicycle	0	1	4	7	
DP Pedestrian	1	3	11	14	
E Fatal	0	0	0	2	
<b>Non-Criminal Investigative Incidents:</b>					
32 Disturbances	101	113	1123	1219	(8)
Juvenile	6	6	52	69	
Domestic	30	40	387	414	
Unwanted Subject	20	22	191	184	
Possible DWI	3	0	17	33	
OHRV	2	0	2	2	
Road Rage	1	6	19	26	
Loud Music/Noise	0	0	11	14	
Party	0	0	1	1	
Fight	4	7	32	36	
Neighborhood	5	4	50	62	
Landlord/Tenant	4	0	12	15	
Other	17	21	256	265	
Skateboarding	0	0	0	0	
Unwanted Communications	9	7	93	98	
34 Missing Persons	4	3	64	59	8
Juvenile - Missing Person	1	2	24	33	
Adult - Missing Person	1	1	10	5	
Attempt To Locate	2	0	30	21	
43 Suspicious Activity	15	19	181	269	(33)
Suspicious Person	1	3	24	48	
Suspicious MV	1	0	12	1	
44 Death-Untimely, Suicide & Attempts	4	7	53	60	(12)
Death - Untimely	2	5	35	44	
Death - Suicide	0	0	3	5	
Suicide - Attempted	2	2	15	11	
54 Police Information	51	58	546	524	4
Drugs	5	7	67	105	
Sex Offenses	5	5	56	44	
Crimeline	2	2	23	22	
Fraud Other Jurisdiction	12	15	107	99	
Other	34	29	362	297	
55 Welfare Check	38	44	452	488	(7)
Abuse, Physical, Emotional	2	1	10	13	
Medical/Well Being	19	23	201	258	
911 Trace	0	1	5	6	
Other	17	19	236	211	



# Dover New Hampshire Police Department

## 2019 Non-Criminal Investigative Incidents

These statistics are based upon non-criminal incidents where a police report was completed by the investigating officer. Incidents identified as non-investigatory or non-investigatory with notes are not accounted for in this report. For comparative analysis, view the 2019- E CAD CFS Summaries report. This report accounts for Hit & Run Incidents independently from MV Accident 31 A-E contrary to past reporting practices.

Crystal 2016

Report Revised:  
2016-12-12

Data Last Updated On:  
February 26, 2020 10:53 am

<b>November -- continued</b>		2019 Monthly	2018 Monthly	2019 YTD	2018 YTD	+,- % Diff.
56	Assist	65	65	780	798	(2)
	Remove Belongings	4	0	27	20	
	Child Custody	4	4	31	40	
	WDH Hospital Staff	0	0	4	5	
	Police Mutual Aid	1	3	41	33	
	Other	56	58	677	700	
59	Shots Fired	0	0	3	5	(40)
60	Animal	30	27	278	310	(10)
	Dog Complaint	4	0	54	33	
	Nuisance	3	1	22	9	
	Found	2	6	53	57	
	Lost	0	1	6	5	
	Hit	5	9	21	36	
	Bite	8	6	59	45	
	Welfare	8	4	58	46	
	Other	0	0	5	79	



# Dover New Hampshire Police Department

## 2019 Non-Criminal Investigative Incidents

These statistics are based upon non-criminal incidents where a police report was completed by the investigating officer. Incidents identified as non-investigatory or non-investigatory with notes are not accounted for in this report. For comparative analysis, view the 2019- E CAD CFS Summaries report. This report accounts for Hit & Run Incidents independently from MV Accident 31 A-E contrary to past reporting practices.

Crystal 2016

Report Revised:  
2016-12-12

Data Last Updated On:  
February 26, 2020 10:53 am

### December

	2019 Monthly	2018 Monthly	2019 YTD	2018 YTD	+,-) % Diff.
<b>Violations (Non-NIBRS Compliant)</b>					
Truancy-26Y	0	0	1	0	100
Traffic-Hit & Run (30H)	14	9	146	143	2
Animal (90A-C)	0	0	6	8	(25)
Other: Hitchhiking, FTAS, Benches, Motor Boats, Littering, Feeding Wildlife, Skateboards & Misuse Power	0	0	15	13	
<b>Accidents:</b>					
31 Accidents (31A-E)	123	103	1128	1184	(5)
A Non Investigative	90	74	825	887	
B Major Property Damage	30	20	207	209	
C Injury	3	6	81	62	
DB Bicycle	0	0	4	7	
DP Pedestrian	0	2	11	16	
E Fatal	0	1	0	3	
<b>Non-Criminal Investigative Incidents:</b>					
32 Disturbances	83	110	1206	1329	(9)
Juvenile	4	7	56	76	
Domestic	29	38	416	452	
Unwanted Subject	22	22	213	206	
Possible DWI	2	4	19	37	
OHRV	0	0	2	2	
Road Rage	1	3	20	29	
Loud Music/Noise	0	3	11	17	
Party	0	0	1	1	
Fight	0	1	32	37	
Neighborhood	1	2	51	64	
Landlord/Tenant	2	1	14	16	
Other	17	21	273	286	
Skateboarding	0	0	0	0	
Unwanted Communications	5	8	98	106	
34 Missing Persons	3	10	67	69	(3)
Juvenile - Missing Person	3	4	27	37	
Adult - Missing Person	0	1	10	6	
Attempt To Locate	0	5	30	26	
43 Suspicious Activity	9	16	190	285	(33)
Suspicious Person	1	3	25	51	
Suspicious MV	1	0	13	1	
44 Death-Untimely, Suicide & Attempts	6	9	59	69	(14)
Death - Untimely	5	6	40	50	
Death - Suicide	0	0	3	5	
Suicide - Attempted	1	3	16	14	
54 Police Information	53	58	599	582	3
Drugs	3	5	70	110	
Sex Offenses	6	8	62	52	
Crimeline	1	4	24	26	
Fraud Other Jurisdiction	11	17	118	116	
Other	33	27	395	324	
55 Welfare Check	35	43	487	531	(8)
Abuse, Physical, Emotional	0	2	10	15	
Medical/Well Being	15	22	216	280	
911 Trace	1	1	6	7	
Other	19	18	255	229	



# Dover New Hampshire Police Department

## 2019 Non-Criminal Investigative Incidents

These statistics are based upon non-criminal incidents where a police report was completed by the investigating officer. Incidents identified as non-investigatory or non-investigatory with notes are not accounted for in this report. For comparative analysis, view the 2019- E CAD CFS Summaries report. This report accounts for Hit & Run Incidents independently from MV Accident 31 A-E contrary to past reporting practices.

Crystal 2016

Report Revised:  
2016-12-12

Data Last Updated On:  
February 26, 2020 10:53 am

December -- continued		2019 Monthly	2018 Monthly	2019 YTD	2018 YTD	+,- % Diff.
56	Assist	55	62	835	860	(3)
	Remove Belongings	5	2	32	22	
	Child Custody	2	2	33	42	
	WDH Hospital Staff	0	0	4	5	
	Police Mutual Aid	2	1	43	34	
	Other	46	57	723	757	
59	Shots Fired	0	1	3	6	(50)
60	Animal	22	19	300	329	(9)
	Dog Complaint	4	1	58	34	
	Nuisance	0	0	22	9	
	Found	1	2	54	59	
	Lost	1	0	7	5	
	Hit	4	5	25	41	
	Bite	7	9	66	54	
	Welfare	5	2	63	48	
	Other	0	0	5	79	



Data Source Last Updated On:  
2/26/2020 10:56 am

## Dover New Hampshire Police Department

### Ten Year Comparative UCR Crime Summaries 2010 - 2019

Report Revised:  
2020-01-29

Crystal 2016

#### UCR Part I Crimes

	2010	2011	2012	2013	2014	2015	2016	2017	2018	2019	YTD 2020	Average 2010-2019
01 Murder/Non-negligent Manslaughter	0	1	1	1	1	0	0	0	3	0	0	0.70
02 Rape by Force	3	7	11	9	10	10	19	10	8	3	0	8.70
03 Robbery	15	12	8	5	10	5	5	4	6	6	2	7.20
04 Assault	188	141	205	155	150	130	123	133	139	118	18	138.20
Aggravated	18	13	20	20	13	15	18	16	16	9	1	15.80
Simple	170	128	185	135	137	115	105	117	123	109	17	123.20
05 Burglary	60	90	93	78	52	47	50	30	26	38	1	52.70
06 Larceny/Theft	426	482	526	479	408	473	363	286	320	302	27	379.00
07 Auto Theft	11	15	8	15	8	10	8	13	12	15	0	10.00
09 Arson	2	2	14	2	8	7	2	3	6	1	0	4.60

#### UCR Part II Crimes

	2010	2011	2012	2013	2014	2015	2016	2017	2018	2019	YTD 2020	Average 2010-2019
10 Forgery & Counterfeiting	21	19	18	11	19	17	14	14	16	15	2	16.40
11 Fraud (Including Bad Checks)	61	51	80	63	86	119	100	97	78	67	7	74.20
12 Embezzlement	12	6	4	3	7	14	10	12	7	11	3	7.80
13 Stolen Property (Buy,Sell, Rcv.)	9	11	15	11	7	8	7	11	19	19	0	9.80
14 Criminal Mischief	374	336	360	279	214	209	204	186	140	208	22	232.40
15 Weapons Possession	6	7	1	4	9	3	8	1	1	3	2	4.20
16 Prostitution	0	0	0	0	2	0	0	1	2	1	1	0.60
17 Sex Offenses(Except 02 & 16)	19	14	23	21	25	19	20	16	15	16	3	17.50
18 Drug Offenses	142	158	134	125	123	124	72	75	43	66	26	102.20
19 Gambling & Bookmaking	0	0	0	0	0	0	0	0	0	0	0	0.00
20 Offenses Against Family	1	0	1	2	2	2	1	0	0	0	0	0.90
21 DWI	96	105	95	116	92	101	106	85	83	77	14	89.30
22 Liquor Laws	69	66	40	57	34	32	24	35	28	28	5	39.00
24 Disorderly Conduct	38	36	49	42	37	36	25	40	26	28	4	33.30
25 Vagrancy (Loitering)	0	0	1	3	4	4	2	5	3	0	0	2.20
26 All Other Offenses	431	375	452	479	521	519	454	482	407	70	70	419.00
<b>Total Crimes</b>	1984	1934	2139	1960	1829	1889	1618	1539	1388	1541	207	1648.70
<b>Part I Crimes</b>	705	750	866	744	647	682	571	479	520	483	48	601.20
<b>Part II Crimes</b>	1279	1184	1273	1216	1182	1207	1047	1060	868	1058	159	941.50



# Dover New Hampshire Police Department

A-3

Data Source Last Updated On:  
February 26, 2020 10:57 am

## 2019 NIBRS Offenses

National Incident-Based Reporting System

Crystal 2016  
Created 2016-10

January	2019 Monthly	2018 Monthly	2019 YTD	2018 YTD	+,-) % Diff.	2019 YTD Clearance Total	2019 YTD Clearance Percent	2018 YTD Clearance Total	2018 YTD Clearance Percent
GROUP "A" OFFENSES (46)									
ARSON (200)	0	0	0	0	0	0	0	0	0
ASSAULT OFFENSES (13)	19	14	19	14	36	17	89	14	100
13A Aggravated Assault	0	0	0	0	0	0	0	0	0
13B Simple Assault	7	6	7	6	17	6	86	6	100
13C Intimidation	12	8	12	8	50	11	92	8	100
BRIBERY (510)	0	0	0	0	0	0	0	0	0
BURGLARY/BREAKING & ENTERING(220)	3	0	3	0	300	0	0	0	0
COUNTERFEITING/FORGERY (250)	1	1	1	1	0	0	0	0	0
DESTRUCTION/DAMAGE/VANDALISM OF PROPERTY (290)	2	2	2	2	0	1	50	1	50
DRUG/NARCOTIC OFFENSES (35)	6	8	6	8	-25	6	100	5	63
35A Drug/Narcotic Violations	6	8	6	8	-25	6	100	5	63
35B Drug Equipment Violations	0	0	0	0	0	0	0	0	0
EMBEZZLEMENT (270)	2	0	2	0	200	0	0	0	0
EXTORTION/BLACKMAIL (210)	0	0	0	0	0	0	0	0	0
FRAUD OFFENSES (26A-26E)	12	5	12	5	140	5	42	1	20
26A False Pretenses/Swindle/Confidence Game	9	2	9	2	350	4	44	0	0
26B Credit Card/Automatic Teller Machine Fraud	2	1	2	1	100	1	50	1	100
26C Impersonation	1	2	1	2	-50	0	0	0	0
26D Welfare Fraud	0	0	0	0	0	0	0	0	0
26E Wire Fraud	0	0	0	0	0	0	0	0	0
GAMBLING OFFENSES (39A-39D)	0	0	0	0	0	0	0	0	0
39A Betting/Wagering	0	0	0	0	0	0	0	0	0
39B Operating/Promoting/Assisting Gambling	0	0	0	0	0	0	0	0	0
39C Gambling Equipment Violations	0	0	0	0	0	0	0	0	0
39D Sports Tampering	0	0	0	0	0	0	0	0	0
HOMICIDE OFFENSES (09A-09C)	0	0	0	0	0	0	0	0	0
09A Murder And Nonnegligent Manslaughter	0	0	0	0	0	0	0	0	0
09B Negligent Manslaughter	0	0	0	0	0	0	0	0	0
09C Justifiable Homicide (Not A Crime)	0	0	0	0	0	0	0	0	0
KIDNAPING/ABDUCTION (100)	0	0	0	0	0	0	0	0	0
LARCENY/THEFT OFFENSES (23A-23H)	22	34	22	34	-35	4	18	1	3
23A Pocket-picking	0	0	0	0	0	0	0	0	0
23B Purse-snatching	0	0	0	0	0	0	0	0	0
23C Shoplifting	4	1	4	1	300	2	50	0	0
23D Theft From Building	10	18	10	18	-44	2	20	1	6
23E From Coin-Operated Machine/Device	0	0	0	0	0	0	0	0	0
23F Theft From Motor Vehicle	5	13	5	13	-62	0	0	0	0
23G Theft of MV Parts or Accessories	1	1	1	1	0	0	0	0	0
23H All Other Larceny	2	1	2	1	100	0	0	0	0
MOTOR VEHICLE THEFT (240)	0	1	0	1	-100	0	0	0	0



# Dover New Hampshire Police Department

**A-3**

Data Source Last Updated On:  
February 26, 2020 10:57 am

## 2019 NIBRS Offenses

National Incident-Based Reporting System

Crystal 2016  
Created 2016-10

January	2019 Monthly	2018 Monthly	2019 YTD	2018 YTD	+,(,-) % Diff.	2019 YTD Clearance Total	2019 YTD Clearance Percent	2018 YTD Clearance Total	2018 YTD Clearance Percent
<u>GROUP "A" OFFENSES (46) - continued</u>									
PORNOGRAPHY/OBSCENE MATERIAL(370)	0	0	0	0	0	0	0	0	0
PROSTITUTION OFFENSES (40)	0	1	0	1	-100	0	0	0	0
40A Prostitution	0	0	0	0	0	0	0	0	0
40B Assisting/Promoting Prostitution	0	1	0	1	-100	0	0	0	0
ROBBERY (120)	0	0	0	0	0	0	0	0	0
SEX OFFENSES, FORCIBLE (11)	0	0	0	0	0	0	0	0	0
11A Forcible Rape	0	0	0	0	0	0	0	0	0
11B Forcible Sodomy	0	0	0	0	0	0	0	0	0
11C Sexual Assault With An Object	0	0	0	0	0	0	0	0	0
11D Forcible Fondling	0	0	0	0	0	0	0	0	0
SEX OFFENSES, NONFORCIBLE (36)	0	0	0	0	0	0	0	0	0
36A Incest	0	0	0	0	0	0	0	0	0
36B Statutory Rape	0	0	0	0	0	0	0	0	0
STOLEN PROPERTY OFFENSES (280)	1	3	1	3	-67	1	100	3	100
WEAPON LAW VIOLATIONS (520)	1	0	1	0	100	1	100	0	0
<b>TOTAL GROUP "A" OFFENSES:</b>	<b>69</b>	<b>69</b>	<b>69</b>	<b>69</b>	<b>0</b>	<b>35</b>	<b>51</b>	<b>25</b>	<b>36</b>
<u>Group "B" Offenses</u>									
BAD CHECKS (90A)	0	1	0	1	-100	0	0	0	0
CURFEW/LOITERING/VAGRANCY (90B)	0	0	0	0	0	0	0	0	0
DISORDERLY CONDUCT (90C)	5	4	5	4	25	4	80	3	75
DRIVING UNDER THE INFLUENCE (90D)	6	11	6	11	-45	6	100	11	100
DRUNKENNESS (90E)	6	3	6	3	100	6	100	2	67
FAMILY OFFENSES, NONVIOLENT (90F)	0	0	0	0	0	0	0	0	0
LIQUOR LAW VIOLATIONS (90G)	2	3	2	3	-33	2	100	3	100
PEEPING TOM (90H)	0	0	0	0	0	0	0	0	0
RUNAWAY (90I)	0	0	0	0	0	0	0	0	0
TRESPASS OF REAL PROPERTY (90J)	3	7	3	7	-57	2	67	6	86
ALL OTHER OFFENSES (90Z)	35	19	35	19	84	33	94	18	95
<b>TOTAL GROUP "B" OFFENSES:</b>	<b>57</b>	<b>48</b>	<b>57</b>	<b>48</b>	<b>19</b>	<b>53</b>	<b>93</b>	<b>43</b>	<b>90</b>



# Dover New Hampshire Police Department

**A-3**

Data Source Last Updated On:  
February 26, 2020 10:57 am

## 2019 NIBRS Offenses

National Incident-Based Reporting System

Crystal 2016  
Created 2016-10

February	2019 Monthly	2018 Monthly	2019 YTD	2018 YTD	+,-) % Diff.	2019 YTD Clearance Total	2019 YTD Clearance Percent	2018 YTD Clearance Total	2018 YTD Clearance Percent
<b>GROUP "A" OFFENSES (46)</b>									
ARSON (200)	0	0	0	0	0	0	0	0	0
<b>ASSAULT OFFENSES (13)</b>	7	14	26	28	-7	23	88	25	89
13A Aggravated Assault	0	0	0	0	0	0	0	0	0
13B Simple Assault	5	8	12	14	-14	11	92	12	86
13C Intimidation	2	6	14	14	0	12	86	13	93
BRIBERY (510)	0	0	0	0	0	0	0	0	0
BURGLARY/BREAKING & ENTERING(220)	6	1	9	1	800	2	22	0	0
COUNTERFEITING/FORGERY (250)	2	0	3	1	200	1	33	0	0
DESTRUCTION/DAMAGE/VANDALISM OF PROPERTY (290)	1	1	3	3	0	1	33	2	67
<b>DRUG/NARCOTIC OFFENSES (35)</b>	6	1	12	9	33	10	83	6	67
35A Drug/Narcotic Violations	6	1	12	9	33	10	83	6	67
35B Drug Equipment Violations	0	0	0	0	0	0	0	0	0
EMBEZZLEMENT (270)	1	0	3	0	300	1	33	0	0
EXTORTION/BLACKMAIL (210)	0	0	0	0	0	0	0	0	0
<b>FRAUD OFFENSES (26A-26E)</b>	6	6	18	11	64	7	39	3	27
26A False Pretenses/Swindle/Confidence Game	2	3	11	5	120	5	45	1	20
26B Credit Card/Automatic Teller Machine Fraud	1	1	3	2	50	2	67	2	100
26C Impersonation	2	2	3	4	-25	0	0	0	0
26D Welfare Fraud	0	0	0	0	0	0	0	0	0
26E Wire Fraud	1	0	1	0	100	0	0	0	0
<b>GAMBLING OFFENSES (39A-39D)</b>	0	0	0	0	0	0	0	0	0
39A Betting/Wagering	0	0	0	0	0	0	0	0	0
39B Operating/Promoting/Assisting Gambling	0	0	0	0	0	0	0	0	0
39C Gambling Equipment Violations	0	0	0	0	0	0	0	0	0
39D Sports Tampering	0	0	0	0	0	0	0	0	0
<b>HOMICIDE OFFENSES (09A-09C)</b>	0	0	0	0	0	0	0	0	0
09A Murder And Nonnegligent Manslaughter	0	0	0	0	0	0	0	0	0
09B Negligent Manslaughter	0	0	0	0	0	0	0	0	0
09C Justifiable Homicide (Not A Crime)	0	0	0	0	0	0	0	0	0
KIDNAPING/ABDUCTION (100)	0	1	0	1	-100	0	0	1	100
<b>LARCENY/THEFT OFFENSES (23A-23H)</b>	15	16	37	50	-26	11	30	6	12
23A Pocket-picking	0	0	0	0	0	0	0	0	0
23B Purse-snatching	0	0	0	0	0	0	0	0	0
23C Shoplifting	5	2	9	3	200	5	56	1	33
23D Theft From Building	5	10	15	28	-46	5	33	3	11
23E From Coin-Operated Machine/Device	1	0	1	0	100	0	0	0	0
23F Theft From Motor Vehicle	2	3	7	16	-56	0	0	2	13
23G Theft of MV Parts or Accessories	1	1	2	2	0	1	50	0	0
23H All Other Larceny	1	0	3	1	200	0	0	0	0
<b>MOTOR VEHICLE THEFT (240)</b>	0	2	0	3	-100	0	0	2	67





# Dover New Hampshire Police Department

**A-3**

Data Source Last Updated On:  
February 26, 2020 10:57 am

## 2019 NIBRS Offenses

National Incident-Based Reporting System

Crystal 2016  
Created 2016-10

February	2019 Monthly	2018 Monthly	2019 YTD	2018 YTD	+,(,-) % Diff.	2019 YTD Clearance Total	2019 YTD Clearance Percent	2018 YTD Clearance Total	2018 YTD Clearance Percent
<b>GROUP "A" OFFENSES (46) - continued</b>									
PORNOGRAPHY/OBSCENE MATERIAL(370)	0	0	0	0	0	0	0	0	0
PROSTITUTION OFFENSES (40)	0	0	0	1	-100	0	0	0	0
40A Prostitution	0	0	0	0	0	0	0	0	0
40B Assisting/Promoting Prostitution	0	0	0	1	-100	0	0	0	0
ROBBERY (120)	0	0	0	0	0	0	0	0	0
SEX OFFENSES, FORCIBLE (11)	1	0	1	0	100	1	100	0	0
11A Forcible Rape	0	0	0	0	0	0	0	0	0
11B Forcible Sodomy	0	0	0	0	0	0	0	0	0
11C Sexual Assault With An Object	1	0	1	0	100	1	100	0	0
11D Forcible Fondling	0	0	0	0	0	0	0	0	0
SEX OFFENSES, NONFORCIBLE (36)	0	0	0	0	0	0	0	0	0
36A Incest	0	0	0	0	0	0	0	0	0
36B Statutory Rape	0	0	0	0	0	0	0	0	0
STOLEN PROPERTY OFFENSES (280)	0	0	1	3	-67	1	100	3	100
WEAPON LAW VIOLATIONS (520)	0	0	1	0	100	1	100	0	0
<b>TOTAL GROUP "A" OFFENSES:</b>	<b>45</b>	<b>42</b>	<b>114</b>	<b>111</b>	<b>3</b>	<b>59</b>	<b>52</b>	<b>48</b>	<b>43</b>
<b>Group "B" Offenses</b>									
BAD CHECKS (90A)	0	1	0	2	-100	0	0	0	0
CURFEW/LOITERING/VAGRANCY (90B)	0	0	0	0	0	0	0	0	0
DISORDERLY CONDUCT (90C)	2	5	7	9	-22	6	86	7	78
DRIVING UNDER THE INFLUENCE (90D)	6	10	12	21	-43	12	100	21	100
DRUNKENNESS (90E)	5	6	11	9	22	11	100	4	44
FAMILY OFFENSES, NONVIOLENT (90F)	1	0	1	0	100	1	100	0	0
LIQUOR LAW VIOLATIONS (90G)	3	1	5	4	25	5	100	4	100
PEEPING TOM (90H)	0	0	0	0	0	0	0	0	0
RUNAWAY (90I)	0	0	0	0	0	0	0	0	0
TRESPASS OF REAL PROPERTY (90J)	10	14	13	21	-38	11	85	16	76
ALL OTHER OFFENSES (90Z)	23	26	58	45	29	52	90	43	96
<b>TOTAL GROUP "B" OFFENSES:</b>	<b>50</b>	<b>63</b>	<b>107</b>	<b>111</b>	<b>-4</b>	<b>98</b>	<b>92</b>	<b>95</b>	<b>86</b>



# Dover New Hampshire Police Department

A-3

Data Source Last Updated On:  
February 26, 2020 10:57 am

## 2019 NIBRS Offenses

National Incident-Based Reporting System

Crystal 2016  
Created 2016-10

March	2019 Monthly	2018 Monthly	2019 YTD	2018 YTD	+,-) % Diff.	2019 YTD Clearance Total	2019 YTD Clearance Percent	2018 YTD Clearance Total	2018 YTD Clearance Percent
<b>GROUP "A" OFFENSES (46)</b>									
ARSON (200)	0	0	0	0	0	0	0	0	0
<b>ASSAULT OFFENSES (13)</b>	8	14	34	42	-19	27	79	37	88
13A Aggravated Assault	0	2	0	2	-100	0	0	2	100
13B Simple Assault	5	11	17	25	-32	13	76	22	88
13C Intimidation	3	1	17	15	13	14	82	13	87
BRIBERY (510)	0	0	0	0	0	0	0	0	0
BURGLARY/BREAKING & ENTERING(220)	2	0	11	1	1000	2	18	0	0
COUNTERFEITING/FORGERY (250)	1	3	4	4	0	1	25	0	0
DESTRUCTION/DAMAGE/VANDALISM OF PROPERTY (290)	2	3	5	6	-17	1	20	3	50
<b>DRUG/NARCOTIC OFFENSES (35)</b>	6	2	18	11	64	16	89	6	55
35A Drug/Narcotic Violations	6	2	18	11	64	16	89	6	55
35B Drug Equipment Violations	0	0	0	0	0	0	0	0	0
EMBEZZLEMENT (270)	1	0	4	0	400	2	50	0	0
EXTORTION/BLACKMAIL (210)	0	0	0	0	0	0	0	0	0
<b>FRAUD OFFENSES (26A-26E)</b>	1	9	19	20	-5	8	42	4	20
26A False Pretenses/Swindle/Confidence Game	1	4	12	9	33	6	50	1	11
26B Credit Card/Automatic Teller Machine Fraud	0	2	3	4	-25	2	67	3	75
26C Impersonation	0	3	3	7	-57	0	0	0	0
26D Welfare Fraud	0	0	0	0	0	0	0	0	0
26E Wire Fraud	0	0	1	0	100	0	0	0	0
<b>GAMBLING OFFENSES (39A-39D)</b>	0	0	0	0	0	0	0	0	0
39A Betting/Wagering	0	0	0	0	0	0	0	0	0
39B Operating/Promoting/Assisting Gambling	0	0	0	0	0	0	0	0	0
39C Gambling Equipment Violations	0	0	0	0	0	0	0	0	0
39D Sports Tampering	0	0	0	0	0	0	0	0	0
<b>HOMICIDE OFFENSES (09A-09C)</b>	0	0	0	0	0	0	0	0	0
09A Murder And Nonnegligent Manslaughter	0	0	0	0	0	0	0	0	0
09B Negligent Manslaughter	0	0	0	0	0	0	0	0	0
09C Justifiable Homicide (Not A Crime)	0	0	0	0	0	0	0	0	0
KIDNAPING/ABDUCTION (100)	0	1	0	2	-100	0	0	2	100
<b>LARCENY/THEFT OFFENSES (23A-23H)</b>	14	20	51	70	-27	14	27	11	16
23A Pocket-picking	0	0	0	0	0	0	0	0	0
23B Purse-snatching	0	0	0	0	0	0	0	0	0
23C Shoplifting	3	6	12	9	33	7	58	4	44
23D Theft From Building	6	10	21	38	-45	6	29	3	8
23E From Coin-Operated Machine/Device	0	0	1	0	100	0	0	0	0
23F Theft From Motor Vehicle	3	2	10	18	-44	0	0	2	11
23G Theft of MV Parts or Accessories	1	1	3	3	0	1	33	1	33
23H All Other Larceny	1	1	4	2	100	0	0	1	50
<b>MOTOR VEHICLE THEFT (240)</b>	1	1	1	4	-75	0	0	3	75



# Dover New Hampshire Police Department

**A-3**

Data Source Last Updated On:  
February 26, 2020 10:57 am

## 2019 NIBRS Offenses

National Incident-Based Reporting System

Crystal 2016  
Created 2016-10

March	2019 Monthly	2018 Monthly	2019 YTD	2018 YTD	+,(,-) % Diff.	2019 YTD Clearance Total	2019 YTD Clearance Percent	2018 YTD Clearance Total	2018 YTD Clearance Percent
<u>GROUP "A" OFFENSES (46) - continued</u>									
PORNOGRAPHY/OBSCENE MATERIAL(370)	0	0	0	0	0	0	0	0	0
PROSTITUTION OFFENSES (40)	0	0	0	1	-100	0	0	0	0
40A Prostitution	0	0	0	0	0	0	0	0	0
40B Assisting/Promoting Prostitution	0	0	0	1	-100	0	0	0	0
ROBBERY (120)	0	1	0	1	-100	0	0	1	100
SEX OFFENSES, FORCIBLE (11)	1	1	2	1	100	1	50	0	0
11A Forcible Rape	1	1	1	1	0	0	0	0	0
11B Forcible Sodomy	0	0	0	0	0	0	0	0	0
11C Sexual Assault With An Object	0	0	1	0	100	1	100	0	0
11D Forcible Fondling	0	0	0	0	0	0	0	0	0
SEX OFFENSES, NONFORCIBLE (36)	0	0	0	0	0	0	0	0	0
36A Incest	0	0	0	0	0	0	0	0	0
36B Statutory Rape	0	0	0	0	0	0	0	0	0
STOLEN PROPERTY OFFENSES (280)	0	2	1	5	-80	1	100	5	100
WEAPON LAW VIOLATIONS (520)	0	0	1	0	100	1	100	0	0
<b>TOTAL GROUP "A" OFFENSES:</b>	<b>37</b>	<b>57</b>	<b>151</b>	<b>168</b>	<b>-10</b>	<b>74</b>	<b>49</b>	<b>72</b>	<b>43</b>
<u>Group "B" Offenses</u>									
BAD CHECKS (90A)	0	0	0	2	-100	0	0	0	0
CURFEW/LOITERING/VAGRANCY (90B)	0	0	0	0	0	0	0	0	0
DISORDERLY CONDUCT (90C)	2	1	9	10	-10	7	78	8	80
DRIVING UNDER THE INFLUENCE (90D)	5	10	17	31	-45	17	100	31	100
DRUNKENNESS (90E)	6	9	17	18	-6	17	100	6	33
FAMILY OFFENSES, NONVIOLENT (90F)	2	0	3	0	300	2	67	0	0
LIQUOR LAW VIOLATIONS (90G)	1	8	6	12	-50	5	83	12	100
PEEPING TOM (90H)	0	0	0	0	0	0	0	0	0
RUNAWAY (90I)	0	1	0	1	-100	0	0	1	100
TRESPASS OF REAL PROPERTY (90J)	3	2	16	23	-30	14	88	18	78
ALL OTHER OFFENSES (90Z)	30	15	88	60	47	78	89	56	93
<b>TOTAL GROUP "B" OFFENSES:</b>	<b>49</b>	<b>46</b>	<b>156</b>	<b>157</b>	<b>-1</b>	<b>140</b>	<b>90</b>	<b>132</b>	<b>84</b>



# Dover New Hampshire Police Department

A-3

Data Source Last Updated On:  
February 26, 2020 10:57 am

## 2019 NIBRS Offenses

National Incident-Based Reporting System

Crystal 2016  
Created 2016-10

April	2019 Monthly	2018 Monthly	2019 YTD	2018 YTD	+,-) % Diff.	2019 YTD Clearance Total	2019 YTD Clearance Percent	2018 YTD Clearance Total	2018 YTD Clearance Percent
<b>GROUP "A" OFFENSES (46)</b>									
ARSON (200)	0	0	0	0	0	0	0	0	0
<b>ASSAULT OFFENSES (13)</b>	20	7	54	49	10	45	83	41	84
13A Aggravated Assault	2	1	2	3	-33	1	50	2	67
13B Simple Assault	13	4	30	29	3	26	87	24	83
13C Intimidation	5	2	22	17	29	18	82	15	88
BRIBERY (510)	0	0	0	0	0	0	0	0	0
BURGLARY/BREAKING & ENTERING(220)	0	1	11	2	450	2	18	1	50
COUNTERFEITING/FORGERY (250)	0	1	4	5	-20	1	25	0	0
DESTRUCTION/DAMAGE/VANDALISM OF PROPERTY (290)	1	1	6	7	-14	1	17	3	43
<b>DRUG/NARCOTIC OFFENSES (35)</b>	2	3	20	14	43	18	90	7	50
35A Drug/Narcotic Violations	2	3	20	14	43	18	90	7	50
35B Drug Equipment Violations	0	0	0	0	0	0	0	0	0
EMBEZZLEMENT (270)	0	3	4	3	33	2	50	0	0
EXTORTION/BLACKMAIL (210)	0	0	0	0	0	0	0	0	0
<b>FRAUD OFFENSES (26A-26E)</b>	6	1	25	21	19	8	32	4	19
26A False Pretenses/Swindle/Confidence Game	3	1	15	10	50	6	40	1	10
26B Credit Card/Automatic Teller Machine Fraud	1	0	4	4	0	2	50	3	75
26C Impersonation	2	0	5	7	-29	0	0	0	0
26D Welfare Fraud	0	0	0	0	0	0	0	0	0
26E Wire Fraud	0	0	1	0	100	0	0	0	0
<b>GAMBLING OFFENSES (39A-39D)</b>	0	0	0	0	0	0	0	0	0
39A Betting/Wagering	0	0	0	0	0	0	0	0	0
39B Operating/Promoting/Assisting Gambling	0	0	0	0	0	0	0	0	0
39C Gambling Equipment Violations	0	0	0	0	0	0	0	0	0
39D Sports Tampering	0	0	0	0	0	0	0	0	0
<b>HOMICIDE OFFENSES (09A-09C)</b>	0	1	0	1	-100	0	0	1	100
09A Murder And Nonnegligent Manslaughter	0	1	0	1	-100	0	0	1	100
09B Negligent Manslaughter	0	0	0	0	0	0	0	0	0
09C Justifiable Homicide (Not A Crime)	0	0	0	0	0	0	0	0	0
KIDNAPING/ABDUCTION (100)	0	0	0	2	-100	0	0	2	100
<b>LARCENY/THEFT OFFENSES (23A-23H)</b>	28	14	79	84	-6	18	23	13	15
23A Pocket-picking	0	0	0	0	0	0	0	0	0
23B Purse-snatching	0	0	0	0	0	0	0	0	0
23C Shoplifting	1	4	13	13	0	8	62	6	46
23D Theft From Building	15	6	36	44	-18	8	22	3	7
23E From Coin-Operated Machine/Device	0	0	1	0	100	0	0	0	0
23F Theft From Motor Vehicle	6	1	16	19	-16	0	0	2	11
23G Theft of MV Parts or Accessories	0	0	3	3	0	1	33	1	33
23H All Other Larceny	6	3	10	5	100	1	10	1	20
<b>MOTOR VEHICLE THEFT (240)</b>	2	1	3	5	-40	0	0	4	80



# Dover New Hampshire Police Department

**A-3**

Data Source Last Updated On:  
February 26, 2020 10:57 am

## 2019 NIBRS Offenses

National Incident-Based Reporting System

Crystal 2016  
Created 2016-10

April	2019 Monthly	2018 Monthly	2019 YTD	2018 YTD	+,( -) % Diff.	2019 YTD Clearance Total	2019 YTD Clearance Percent	2018 YTD Clearance Total	2018 YTD Clearance Percent
<b>GROUP "A" OFFENSES (46) - continued</b>									
PORNOGRAPHY/OBSCENE MATERIAL(370)	0	0	0	0	0	0	0	0	0
PROSTITUTION OFFENSES (40)	0	1	0	2	-100	0	0	1	50
40A Prostitution	0	0	0	0	0	0	0	0	0
40B Assisting/Promoting Prostitution	0	1	0	2	-100	0	0	1	50
ROBBERY (120)	0	0	0	1	-100	0	0	1	100
SEX OFFENSES, FORCIBLE (11)	1	1	3	2	50	1	33	1	50
11A Forcible Rape	1	1	2	2	0	0	0	1	50
11B Forcible Sodomy	0	0	0	0	0	0	0	0	0
11C Sexual Assault With An Object	0	0	1	0	100	1	100	0	0
11D Forcible Fondling	0	0	0	0	0	0	0	0	0
SEX OFFENSES, NONFORCIBLE (36)	0	0	0	0	0	0	0	0	0
36A Incest	0	0	0	0	0	0	0	0	0
36B Statutory Rape	0	0	0	0	0	0	0	0	0
STOLEN PROPERTY OFFENSES (280)	0	0	1	5	-80	1	100	5	100
WEAPON LAW VIOLATIONS (520)	1	0	2	0	200	2	100	0	0
<b>TOTAL GROUP "A" OFFENSES:</b>	<b>61</b>	<b>35</b>	<b>212</b>	<b>203</b>	<b>4</b>	<b>99</b>	<b>47</b>	<b>84</b>	<b>41</b>
<b>Group "B" Offenses</b>									
BAD CHECKS (90A)	0	0	0	2	-100	0	0	0	0
CURFEW/LOITERING/VAGRANCY (90B)	0	0	0	0	0	0	0	0	0
DISORDERLY CONDUCT (90C)	2	0	11	10	10	9	82	8	80
DRIVING UNDER THE INFLUENCE (90D)	5	8	22	39	-44	22	100	39	100
DRUNKENNESS (90E)	3	3	20	21	-5	19	95	7	33
FAMILY OFFENSES, NONVIOLENT (90F)	0	0	3	0	300	2	67	0	0
LIQUOR LAW VIOLATIONS (90G)	3	0	9	12	-25	8	89	12	100
PEEPING TOM (90H)	1	0	1	0	100	0	0	0	0
RUNAWAY (90I)	0	0	0	1	-100	0	0	1	100
TRESPASS OF REAL PROPERTY (90J)	6	5	22	28	-21	20	91	21	75
ALL OTHER OFFENSES (90Z)	20	13	108	73	48	98	91	68	93
<b>TOTAL GROUP "B" OFFENSES:</b>	<b>40</b>	<b>29</b>	<b>196</b>	<b>186</b>	<b>5</b>	<b>178</b>	<b>91</b>	<b>156</b>	<b>84</b>



# Dover New Hampshire Police Department

A-3

Data Source Last Updated On:  
February 26, 2020 10:57 am

## 2019 NIBRS Offenses

National Incident-Based Reporting System

Crystal 2016  
Created 2016-10

May	2019 Monthly	2018 Monthly	2019 YTD	2018 YTD	+,-) % Diff.	2019 YTD Clearance Total	2019 YTD Clearance Percent	2018 YTD Clearance Total	2018 YTD Clearance Percent
GROUP "A" OFFENSES (46)									
ARSON (200)	0	0	0	0	0	0	0	0	0
ASSAULT OFFENSES (13)	12	13	66	62	6	57	86	49	79
13A Aggravated Assault	1	2	3	5	-40	2	67	3	60
13B Simple Assault	9	9	39	38	3	35	90	31	82
13C Intimidation	2	2	24	19	26	20	83	15	79
BRIBERY (510)	0	0	0	0	0	0	0	0	0
BURGLARY/BREAKING & ENTERING(220)	2	3	13	5	160	2	15	2	40
COUNTERFEITING/FORGERY (250)	3	2	7	7	0	1	14	1	14
DESTRUCTION/DAMAGE/VANDALISM OF PROPERTY (290)	3	4	9	11	-18	1	11	4	36
DRUG/NARCOTIC OFFENSES (35)	3	5	23	19	21	21	91	12	63
35A Drug/Narcotic Violations	3	5	23	19	21	21	91	12	63
35B Drug Equipment Violations	0	0	0	0	0	0	0	0	0
EMBEZZLEMENT (270)	2	1	6	4	50	4	67	0	0
EXTORTION/BLACKMAIL (210)	0	0	0	0	0	0	0	0	0
FRAUD OFFENSES (26A-26E)	7	7	32	28	14	9	28	7	25
26A False Pretenses/Swindle/Confidence Game	3	2	18	12	50	6	33	1	8
26B Credit Card/Automatic Teller Machine Fraud	3	4	7	8	-13	3	43	6	75
26C Impersonation	1	1	6	8	-25	0	0	0	0
26D Welfare Fraud	0	0	0	0	0	0	0	0	0
26E Wire Fraud	0	0	1	0	100	0	0	0	0
GAMBLING OFFENSES (39A-39D)	0	0	0	0	0	0	0	0	0
39A Betting/Wagering	0	0	0	0	0	0	0	0	0
39B Operating/Promoting/Assisting Gambling	0	0	0	0	0	0	0	0	0
39C Gambling Equipment Violations	0	0	0	0	0	0	0	0	0
39D Sports Tampering	0	0	0	0	0	0	0	0	0
HOMICIDE OFFENSES (09A-09C)	0	0	0	1	-100	0	0	1	100
09A Murder And Nonnegligent Manslaughter	0	0	0	1	-100	0	0	1	100
09B Negligent Manslaughter	0	0	0	0	0	0	0	0	0
09C Justifiable Homicide (Not A Crime)	0	0	0	0	0	0	0	0	0
KIDNAPING/ABDUCTION (100)	0	0	0	2	-100	0	0	2	100
LARCENY/THEFT OFFENSES (23A-23H)	19	29	98	113	-13	24	24	22	19
23A Pocket-picking	0	0	0	0	0	0	0	0	0
23B Purse-snatching	0	0	0	0	0	0	0	0	0
23C Shoplifting	3	7	16	20	-20	10	63	12	60
23D Theft From Building	8	10	44	54	-19	11	25	5	9
23E From Coin-Operated Machine/Device	1	0	2	0	200	1	50	0	0
23F Theft From Motor Vehicle	4	8	20	27	-26	0	0	3	11
23G Theft of MV Parts or Accessories	2	2	5	5	0	1	20	1	20
23H All Other Larceny	1	2	11	7	57	1	9	1	14
MOTOR VEHICLE THEFT (240)	1	1	4	6	-33	0	0	4	67



# Dover New Hampshire Police Department

**A-3**

Data Source Last Updated On:  
February 26, 2020 10:57 am

## 2019 NIBRS Offenses

National Incident-Based Reporting System

Crystal 2016  
Created 2016-10

May	2019 Monthly	2018 Monthly	2019 YTD	2018 YTD	+,( -) % Diff.	2019 YTD Clearance Total	2019 YTD Clearance Percent	2018 YTD Clearance Total	2018 YTD Clearance Percent
<b>GROUP "A" OFFENSES (46) - continued</b>									
PORNOGRAPHY/OBSCENE MATERIAL(370)	1	0	1	0	100	0	0	0	0
PROSTITUTION OFFENSES (40)	0	0	0	2	-100	0	0	1	50
40A Prostitution	0	0	0	0	0	0	0	0	0
40B Assisting/Promoting Prostitution	0	0	0	2	-100	0	0	1	50
ROBBERY (120)	0	0	0	1	-100	0	0	1	100
SEX OFFENSES, FORCIBLE (11)	2	4	5	6	-17	2	40	4	67
11A Forcible Rape	0	2	2	4	-50	0	0	2	50
11B Forcible Sodomy	0	0	0	0	0	0	0	0	0
11C Sexual Assault With An Object	2	1	3	1	200	2	67	1	100
11D Forcible Fondling	0	1	0	1	-100	0	0	1	100
SEX OFFENSES, NONFORCIBLE (36)	1	0	1	0	100	0	0	0	0
36A Incest	0	0	0	0	0	0	0	0	0
36B Statutory Rape	1	0	1	0	100	0	0	0	0
STOLEN PROPERTY OFFENSES (280)	2	1	3	6	-50	2	67	6	100
WEAPON LAW VIOLATIONS (520)	0	0	2	0	200	2	100	0	0
<b>TOTAL GROUP "A" OFFENSES:</b>	<b>58</b>	<b>70</b>	<b>270</b>	<b>273</b>	<b>-1</b>	<b>125</b>	<b>46</b>	<b>116</b>	<b>42</b>
<b>Group "B" Offenses</b>									
BAD CHECKS (90A)	0	2	0	4	-100	0	0	1	25
CURFEW/LOITERING/VAGRANCY (90B)	0	2	0	2	-100	0	0	0	0
DISORDERLY CONDUCT (90C)	1	5	12	15	-20	10	83	11	73
DRIVING UNDER THE INFLUENCE (90D)	7	3	29	42	-31	29	100	42	100
DRUNKENNESS (90E)	1	5	21	26	-19	20	95	9	35
FAMILY OFFENSES, NONVIOLENT (90F)	0	0	3	0	300	2	67	0	0
LIQUOR LAW VIOLATIONS (90G)	0	4	9	16	-44	8	89	16	100
PEEPING TOM (90H)	0	0	1	0	100	0	0	0	0
RUNAWAY (90I)	1	0	1	1	0	0	0	1	100
TRESPASS OF REAL PROPERTY (90J)	7	11	29	39	-26	27	93	27	69
ALL OTHER OFFENSES (90Z)	19	21	127	94	35	116	91	88	94
<b>TOTAL GROUP "B" OFFENSES:</b>	<b>36</b>	<b>53</b>	<b>232</b>	<b>239</b>	<b>-3</b>	<b>212</b>	<b>91</b>	<b>195</b>	<b>82</b>



# Dover New Hampshire Police Department

A-3

Data Source Last Updated On:  
February 26, 2020 10:57 am

## 2019 NIBRS Offenses

National Incident-Based Reporting System

Crystal 2016  
Created 2016-10

June	2019 Monthly	2018 Monthly	2019 YTD	2018 YTD	+,-) % Diff.	2019 YTD Clearance Total	2019 YTD Clearance Percent	2018 YTD Clearance Total	2018 YTD Clearance Percent
<b>GROUP "A" OFFENSES (46)</b>									
ARSON (200)	0	1	0	1	-100	0	0	0	0
<b>ASSAULT OFFENSES (13)</b>	17	13	83	75	11	70	84	59	79
13A Aggravated Assault	3	3	6	8	-25	3	50	4	50
13B Simple Assault	12	4	51	42	21	46	90	34	81
13C Intimidation	2	6	26	25	4	21	81	21	84
BRIBERY (510)	0	0	0	0	0	0	0	0	0
BURGLARY/BREAKING & ENTERING(220)	3	4	16	9	78	2	13	3	33
COUNTERFEITING/FORGERY (250)	3	1	10	8	25	1	10	2	25
DESTRUCTION/DAMAGE/VANDALISM OF PROPERTY (290)	1	2	10	13	-23	1	10	5	38
<b>DRUG/NARCOTIC OFFENSES (35)</b>	4	2	27	21	29	24	89	14	67
35A Drug/Narcotic Violations	4	2	27	21	29	24	89	14	67
35B Drug Equipment Violations	0	0	0	0	0	0	0	0	0
EMBEZZLEMENT (270)	1	1	7	5	40	4	57	1	20
EXTORTION/BLACKMAIL (210)	0	0	0	0	0	0	0	0	0
<b>FRAUD OFFENSES (26A-26E)</b>	4	7	36	35	3	10	28	7	20
26A False Pretenses/Swindle/Confidence Game	1	2	19	14	36	6	32	1	7
26B Credit Card/Automatic Teller Machine Fraud	3	4	10	12	-17	4	40	6	50
26C Impersonation	0	1	6	9	-33	0	0	0	0
26D Welfare Fraud	0	0	0	0	0	0	0	0	0
26E Wire Fraud	0	0	1	0	100	0	0	0	0
<b>GAMBLING OFFENSES (39A-39D)</b>	0	0	0	0	0	0	0	0	0
39A Betting/Wagering	0	0	0	0	0	0	0	0	0
39B Operating/Promoting/Assisting Gambling	0	0	0	0	0	0	0	0	0
39C Gambling Equipment Violations	0	0	0	0	0	0	0	0	0
39D Sports Tampering	0	0	0	0	0	0	0	0	0
<b>HOMICIDE OFFENSES (09A-09C)</b>	0	0	0	1	-100	0	0	1	100
09A Murder And Nonnegligent Manslaughter	0	0	0	1	-100	0	0	1	100
09B Negligent Manslaughter	0	0	0	0	0	0	0	0	0
09C Justifiable Homicide (Not A Crime)	0	0	0	0	0	0	0	0	0
KIDNAPING/ABDUCTION (100)	1	0	1	2	-50	1	100	2	100
<b>LARCENY/THEFT OFFENSES (23A-23H)</b>	35	22	133	135	-1	34	26	31	23
23A Pocket-picking	0	0	0	0	0	0	0	0	0
23B Purse-snatching	0	0	0	0	0	0	0	0	0
23C Shoplifting	6	3	22	23	-4	15	68	15	65
23D Theft From Building	12	7	56	61	-8	13	23	9	15
23E From Coin-Operated Machine/Device	0	0	2	0	200	1	50	0	0
23F Theft From Motor Vehicle	12	7	32	34	-6	3	9	4	12
23G Theft of MV Parts or Accessories	2	0	7	5	40	1	14	1	20
23H All Other Larceny	3	5	14	12	17	1	7	2	17
<b>MOTOR VEHICLE THEFT (240)</b>	2	0	6	6	0	0	0	4	67





# Dover New Hampshire Police Department

**A-3**

Data Source Last Updated On:  
February 26, 2020 10:57 am

## 2019 NIBRS Offenses

National Incident-Based Reporting System

Crystal 2016  
Created 2016-10

June	2019 Monthly	2018 Monthly	2019 YTD	2018 YTD	+,(,-) % Diff.	2019 YTD Clearance Total	2019 YTD Clearance Percent	2018 YTD Clearance Total	2018 YTD Clearance Percent
<b>GROUP "A" OFFENSES (46) - continued</b>									
PORNOGRAPHY/OBSCENE MATERIAL(370)	1	0	2	0	200	0	0	0	0
PROSTITUTION OFFENSES (40)	0	0	0	2	-100	0	0	1	50
40A Prostitution	0	0	0	0	0	0	0	0	0
40B Assisting/Promoting Prostitution	0	0	0	2	-100	0	0	1	50
ROBBERY (120)	1	0	1	1	0	1	100	1	100
SEX OFFENSES, FORCIBLE (11)	1	2	6	8	-25	3	50	5	63
11A Forcible Rape	0	0	2	4	-50	0	0	2	50
11B Forcible Sodomy	0	0	0	0	0	0	0	0	0
11C Sexual Assault With An Object	1	1	4	2	100	3	75	1	50
11D Forcible Fondling	0	1	0	2	-100	0	0	2	100
SEX OFFENSES, NONFORCIBLE (36)	0	0	1	0	100	0	0	0	0
36A Incest	0	0	0	0	0	0	0	0	0
36B Statutory Rape	0	0	1	0	100	0	0	0	0
STOLEN PROPERTY OFFENSES (280)	0	0	3	6	-50	2	67	6	100
WEAPON LAW VIOLATIONS (520)	0	0	2	0	200	2	100	0	0
<b>TOTAL GROUP "A" OFFENSES:</b>	<b>74</b>	<b>55</b>	<b>344</b>	<b>328</b>	<b>5</b>	<b>155</b>	<b>45</b>	<b>142</b>	<b>43</b>
<b>Group "B" Offenses</b>									
BAD CHECKS (90A)	0	0	0	4	-100	0	0	1	25
CURFEW/LOITERING/VAGRANCY (90B)	0	0	0	2	-100	0	0	0	0
DISORDERLY CONDUCT (90C)	4	6	16	21	-24	14	88	15	71
DRIVING UNDER THE INFLUENCE (90D)	7	1	36	43	-16	36	100	43	100
DRUNKENNESS (90E)	17	5	38	31	23	37	97	10	32
FAMILY OFFENSES, NONVIOLENT (90F)	1	0	4	0	400	3	75	0	0
LIQUOR LAW VIOLATIONS (90G)	4	1	13	17	-24	12	92	17	100
PEEPING TOM (90H)	0	0	1	0	100	0	0	0	0
RUNAWAY (90I)	0	0	1	1	0	0	0	1	100
TRESPASS OF REAL PROPERTY (90J)	4	3	33	42	-21	31	94	30	71
ALL OTHER OFFENSES (90Z)	24	18	151	112	35	139	92	102	91
<b>TOTAL GROUP "B" OFFENSES:</b>	<b>61</b>	<b>34</b>	<b>293</b>	<b>273</b>	<b>7</b>	<b>272</b>	<b>93</b>	<b>219</b>	<b>80</b>



# Dover New Hampshire Police Department

A-3

Data Source Last Updated On:  
February 26, 2020 10:57 am

## 2019 NIBRS Offenses

National Incident-Based Reporting System

Crystal 2016  
Created 2016-10

July	2019 Monthly	2018 Monthly	2019 YTD	2018 YTD	+,- % Diff.	2019 YTD Clearance Total	2019 YTD Clearance Percent	2018 YTD Clearance Total	2018 YTD Clearance Percent
<b>GROUP "A" OFFENSES (46)</b>									
ARSON (200)	1	2	1	3	-67	0	0	2	67
<b>ASSAULT OFFENSES (13)</b>	5	22	88	97	-9	74	84	77	79
13A Aggravated Assault	1	0	7	8	-13	4	57	4	50
13B Simple Assault	3	15	54	57	-5	48	89	47	82
13C Intimidation	1	7	27	32	-16	22	81	26	81
BRIBERY (510)	0	0	0	0	0	0	0	0	0
BURGLARY/BREAKING & ENTERING(220)	3	3	19	12	58	3	16	4	33
COUNTERFEITING/FORGERY (250)	3	2	13	10	30	1	8	4	40
DESTRUCTION/DAMAGE/VANDALISM OF PROPERTY (290)	7	7	17	20	-15	4	24	10	50
<b>DRUG/NARCOTIC OFFENSES (35)</b>	7	6	34	27	26	30	88	17	63
35A Drug/Narcotic Violations	7	6	34	27	26	30	88	17	63
35B Drug Equipment Violations	0	0	0	0	0	0	0	0	0
EMBEZZLEMENT (270)	0	0	7	5	40	4	57	1	20
EXTORTION/BLACKMAIL (210)	0	0	0	0	0	0	0	0	0
<b>FRAUD OFFENSES (26A-26E)</b>	6	4	42	39	8	15	36	9	23
26A False Pretenses/Swindle/Confidence Game	2	2	21	16	31	7	33	2	13
26B Credit Card/Automatic Teller Machine Fraud	4	1	14	13	8	8	57	7	54
26C Impersonation	0	1	6	10	-40	0	0	0	0
26D Welfare Fraud	0	0	0	0	0	0	0	0	0
26E Wire Fraud	0	0	1	0	100	0	0	0	0
<b>GAMBLING OFFENSES (39A-39D)</b>	0	0	0	0	0	0	0	0	0
39A Betting/Wagering	0	0	0	0	0	0	0	0	0
39B Operating/Promoting/Assisting Gambling	0	0	0	0	0	0	0	0	0
39C Gambling Equipment Violations	0	0	0	0	0	0	0	0	0
39D Sports Tampering	0	0	0	0	0	0	0	0	0
<b>HOMICIDE OFFENSES (09A-09C)</b>	0	0	0	1	-100	0	0	1	100
09A Murder And Nonnegligent Manslaughter	0	0	0	1	-100	0	0	1	100
09B Negligent Manslaughter	0	0	0	0	0	0	0	0	0
09C Justifiable Homicide (Not A Crime)	0	0	0	0	0	0	0	0	0
KIDNAPING/ABDUCTION (100)	0	0	1	2	-50	1	100	2	100
<b>LARCENY/THEFT OFFENSES (23A-23H)</b>	41	27	174	162	7	40	23	37	23
23A Pocket-picking	0	0	0	0	0	0	0	0	0
23B Purse-snatching	0	0	0	0	0	0	0	0	0
23C Shoplifting	1	3	23	26	-12	15	65	18	69
23D Theft From Building	15	11	71	72	-1	14	20	11	15
23E From Coin-Operated Machine/Device	0	0	2	0	200	1	50	0	0
23F Theft From Motor Vehicle	18	6	50	40	25	7	14	4	10
23G Theft of MV Parts or Accessories	1	1	8	6	33	1	13	1	17
23H All Other Larceny	6	6	20	18	11	2	10	3	17
<b>MOTOR VEHICLE THEFT (240)</b>	4	3	10	9	11	0	0	4	44



# Dover New Hampshire Police Department

**A-3**

Data Source Last Updated On:  
February 26, 2020 10:57 am

## 2019 NIBRS Offenses

National Incident-Based Reporting System

Crystal 2016  
Created 2016-10

July	2019 Monthly	2018 Monthly	2019 YTD	2018 YTD	+,(,-) % Diff.	2019 YTD Clearance Total	2019 YTD Clearance Percent	2018 YTD Clearance Total	2018 YTD Clearance Percent
<b>GROUP "A" OFFENSES (46) - continued</b>									
PORNOGRAPHY/OBSCENE MATERIAL(370)	0	0	2	0	200	0	0	0	0
PROSTITUTION OFFENSES (40)	0	0	0	2	-100	0	0	1	50
40A Prostitution	0	0	0	0	0	0	0	0	0
40B Assisting/Promoting Prostitution	0	0	0	2	-100	0	0	1	50
ROBBERY (120)	1	3	2	4	-50	2	100	3	75
SEX OFFENSES, FORCIBLE (11)	3	1	9	9	0	5	56	5	56
11A Forcible Rape	1	1	3	5	-40	1	33	2	40
11B Forcible Sodomy	1	0	1	0	100	0	0	0	0
11C Sexual Assault With An Object	0	0	4	2	100	3	75	1	50
11D Forcible Fondling	1	0	1	2	-50	1	100	2	100
SEX OFFENSES, NONFORCIBLE (36)	0	0	1	0	100	0	0	0	0
36A Incest	0	0	0	0	0	0	0	0	0
36B Statutory Rape	0	0	1	0	100	0	0	0	0
STOLEN PROPERTY OFFENSES (280)	5	3	8	9	-11	6	75	9	100
WEAPON LAW VIOLATIONS (520)	0	0	2	0	200	2	100	0	0
<b>TOTAL GROUP "A" OFFENSES:</b>	<b>86</b>	<b>83</b>	<b>430</b>	<b>411</b>	<b>5</b>	<b>187</b>	<b>43</b>	<b>186</b>	<b>45</b>
<b>Group "B" Offenses</b>									
BAD CHECKS (90A)	0	1	0	5	-100	0	0	1	20
CURFEW/LOITERING/VAGRANCY (90B)	0	0	0	2	-100	0	0	0	0
DISORDERLY CONDUCT (90C)	7	2	23	23	0	21	91	17	74
DRIVING UNDER THE INFLUENCE (90D)	4	5	40	48	-17	40	100	48	100
DRUNKENNESS (90E)	8	5	46	36	28	45	98	15	42
FAMILY OFFENSES, NONVIOLENT (90F)	2	0	6	0	600	4	67	0	0
LIQUOR LAW VIOLATIONS (90G)	2	2	15	19	-21	14	93	19	100
PEEPING TOM (90H)	0	0	1	0	100	0	0	0	0
RUNAWAY (90I)	0	0	1	1	0	0	0	1	100
TRESPASS OF REAL PROPERTY (90J)	14	10	47	52	-10	42	89	38	73
ALL OTHER OFFENSES (90Z)	24	19	175	131	34	163	93	118	90
<b>TOTAL GROUP "B" OFFENSES:</b>	<b>61</b>	<b>44</b>	<b>354</b>	<b>317</b>	<b>12</b>	<b>329</b>	<b>93</b>	<b>257</b>	<b>81</b>



# Dover New Hampshire Police Department

A-3

Data Source Last Updated On:  
February 26, 2020 10:57 am

## 2019 NIBRS Offenses

National Incident-Based Reporting System

Crystal 2016  
Created 2016-10

August	2019 Monthly	2018 Monthly	2019 YTD	2018 YTD	+,-) % Diff.	2019 YTD Clearance Total	2019 YTD Clearance Percent	2018 YTD Clearance Total	2018 YTD Clearance Percent
GROUP "A" OFFENSES (46)									
ARSON (200)	0	1	1	4	-75	0	0	3	75
ASSAULT OFFENSES (13)	14	13	102	110	-7	85	83	87	79
13A Aggravated Assault	0	1	7	9	-22	4	57	5	56
13B Simple Assault	10	7	64	64	0	55	86	54	84
13C Intimidation	4	5	31	37	-16	26	84	28	76
BRIBERY (510)	0	0	0	0	0	0	0	0	0
BURGLARY/BREAKING & ENTERING(220)	5	4	24	16	50	4	17	4	25
COUNTERFEITING/FORGERY (250)	0	1	13	11	18	1	8	5	45
DESTRUCTION/DAMAGE/VANDALISM OF PROPERTY (290)	2	3	19	23	-17	4	21	12	52
DRUG/NARCOTIC OFFENSES (35)	9	3	43	30	43	39	91	19	63
35A Drug/Narcotic Violations	7	3	41	30	37	37	90	19	63
35B Drug Equipment Violations	2	0	2	0	200	2	100	0	0
EMBEZZLEMENT (270)	0	0	7	5	40	4	57	1	20
EXTORTION/BLACKMAIL (210)	0	0	0	0	0	0	0	0	0
FRAUD OFFENSES (26A-26E)	6	9	48	48	0	16	33	10	21
26A False Pretenses/Swindle/Confidence Game	1	2	22	18	22	7	32	2	11
26B Credit Card/Automatic Teller Machine Fraud	1	5	15	18	-17	8	53	8	44
26C Impersonation	4	2	10	12	-17	1	10	0	0
26D Welfare Fraud	0	0	0	0	0	0	0	0	0
26E Wire Fraud	0	0	1	0	100	0	0	0	0
GAMBLING OFFENSES (39A-39D)	0	0	0	0	0	0	0	0	0
39A Betting/Wagering	0	0	0	0	0	0	0	0	0
39B Operating/Promoting/Assisting Gambling	0	0	0	0	0	0	0	0	0
39C Gambling Equipment Violations	0	0	0	0	0	0	0	0	0
39D Sports Tampering	0	0	0	0	0	0	0	0	0
HOMICIDE OFFENSES (09A-09C)	0	1	0	2	-100	0	0	2	100
09A Murder And Nonnegligent Manslaughter	0	1	0	2	-100	0	0	2	100
09B Negligent Manslaughter	0	0	0	0	0	0	0	0	0
09C Justifiable Homicide (Not A Crime)	0	0	0	0	0	0	0	0	0
KIDNAPING/ABDUCTION (100)	0	0	1	2	-50	1	100	2	100
LARCENY/THEFT OFFENSES (23A-23H)	35	23	209	185	13	45	22	42	23
23A Pocket-picking	0	0	0	0	0	0	0	0	0
23B Purse-snatching	0	0	0	0	0	0	0	0	0
23C Shoplifting	5	2	28	28	0	18	64	20	71
23D Theft From Building	7	9	78	81	-4	15	19	12	15
23E From Coin-Operated Machine/Device	0	0	2	0	200	1	50	0	0
23F Theft From Motor Vehicle	14	10	64	50	28	7	11	6	12
23G Theft of MV Parts or Accessories	1	0	9	6	50	1	11	1	17
23H All Other Larceny	8	2	28	20	40	3	11	3	15
MOTOR VEHICLE THEFT (240)	0	0	10	9	11	0	0	4	44



# Dover New Hampshire Police Department

A-3

Data Source Last Updated On:  
February 26, 2020 10:57 am

## 2019 NIBRS Offenses

National Incident-Based Reporting System

Crystal 2016  
Created 2016-10

August	2019 Monthly	2018 Monthly	2019 YTD	2018 YTD	+,( -) % Diff.	2019 YTD Clearance Total	2019 YTD Clearance Percent	2018 YTD Clearance Total	2018 YTD Clearance Percent
<u>GROUP "A" OFFENSES (46) - continued</u>									
PORNOGRAPHY/OBSCENE MATERIAL(370)	0	0	2	0	200	0	0	0	0
PROSTITUTION OFFENSES (40)	0	0	0	2	-100	0	0	1	50
40A Prostitution	0	0	0	0	0	0	0	0	0
40B Assisting/Promoting Prostitution	0	0	0	2	-100	0	0	1	50
ROBBERY (120)	2	0	4	4	0	4	100	3	75
SEX OFFENSES, FORCIBLE (11)	1	1	10	10	0	5	50	5	50
11A Forcible Rape	0	1	3	6	-50	1	33	2	33
11B Forcible Sodomy	1	0	2	0	200	0	0	0	0
11C Sexual Assault With An Object	0	0	4	2	100	3	75	1	50
11D Forcible Fondling	0	0	1	2	-50	1	100	2	100
SEX OFFENSES, NONFORCIBLE (36)	0	0	1	0	100	0	0	0	0
36A Incest	0	0	0	0	0	0	0	0	0
36B Statutory Rape	0	0	1	0	100	0	0	0	0
STOLEN PROPERTY OFFENSES (280)	5	2	13	11	18	11	85	11	100
WEAPON LAW VIOLATIONS (520)	0	0	2	0	200	2	100	0	0
<u>TOTAL GROUP "A" OFFENSES:</u>	<u>79</u>	<u>61</u>	<u>509</u>	<u>472</u>	<u>8</u>	<u>221</u>	<u>43</u>	<u>211</u>	<u>45</u>
<u>Group "B" Offenses</u>									
BAD CHECKS (90A)	0	0	0	5	-100	0	0	1	20
CURFEW/LOITERING/VAGRANCY (90B)	0	1	0	3	-100	0	0	0	0
DISORDERLY CONDUCT (90C)	4	3	27	26	4	24	89	20	77
DRIVING UNDER THE INFLUENCE (90D)	8	7	48	55	-13	48	100	55	100
DRUNKENNESS (90E)	19	9	65	45	44	64	98	24	53
FAMILY OFFENSES, NONVIOLENT (90F)	1	0	7	0	700	5	71	0	0
LIQUOR LAW VIOLATIONS (90G)	3	4	18	23	-22	17	94	23	100
PEEPING TOM (90H)	0	0	1	0	100	0	0	0	0
RUNAWAY (90I)	0	0	1	1	0	0	0	1	100
TRESPASS OF REAL PROPERTY (90J)	13	8	60	60	0	53	88	45	75
ALL OTHER OFFENSES (90Z)	28	12	203	143	42	190	94	128	90
<u>TOTAL GROUP "B" OFFENSES:</u>	<u>76</u>	<u>44</u>	<u>430</u>	<u>361</u>	<u>19</u>	<u>401</u>	<u>93</u>	<u>297</u>	<u>82</u>



# Dover New Hampshire Police Department

**A-3**

Data Source Last Updated On:  
February 26, 2020 10:57 am

## 2019 NIBRS Offenses

National Incident-Based Reporting System

Crystal 2016  
Created 2016-10

September	2019 Monthly	2018 Monthly	2019 YTD	2018 YTD	+,- % Diff.	2019 YTD Clearance Total	2019 YTD Clearance Percent	2018 YTD Clearance Total	2018 YTD Clearance Percent
<b>GROUP "A" OFFENSES (46)</b>									
ARSON (200)	0	0	1	4	-75	0	0	3	75
<b>ASSAULT OFFENSES (13)</b>	15	15	117	125	-6	99	85	98	78
13A Aggravated Assault	1	2	8	11	-27	4	50	5	45
13B Simple Assault	13	10	77	74	4	68	88	62	84
13C Intimidation	1	3	32	40	-20	27	84	31	78
BRIBERY (510)	0	0	0	0	0	0	0	0	0
BURGLARY/BREAKING & ENTERING(220)	4	3	28	19	47	7	25	5	26
COUNTERFEITING/FORGERY (250)	2	0	15	11	36	1	7	5	45
DESTRUCTION/DAMAGE/VANDALISM OF PROPERTY (290)	3	11	22	34	-35	6	27	17	50
<b>DRUG/NARCOTIC OFFENSES (35)</b>	5	3	48	33	45	43	90	21	64
35A Drug/Narcotic Violations	5	3	46	33	39	41	89	21	64
35B Drug Equipment Violations	0	0	2	0	200	2	100	0	0
EMBEZZLEMENT (270)	1	0	8	5	60	4	50	1	20
EXTORTION/BLACKMAIL (210)	0	0	0	0	0	0	0	0	0
<b>FRAUD OFFENSES (26A-26E)</b>	6	6	54	54	0	17	31	11	20
26A False Pretenses/Swindle/Confidence Game	3	1	25	19	32	7	28	2	11
26B Credit Card/Automatic Teller Machine Fraud	2	4	17	22	-23	9	53	9	41
26C Impersonation	1	1	11	13	-15	1	9	0	0
26D Welfare Fraud	0	0	0	0	0	0	0	0	0
26E Wire Fraud	0	0	1	0	100	0	0	0	0
<b>GAMBLING OFFENSES (39A-39D)</b>	0	0	0	0	0	0	0	0	0
39A Betting/Wagering	0	0	0	0	0	0	0	0	0
39B Operating/Promoting/Assisting Gambling	0	0	0	0	0	0	0	0	0
39C Gambling Equipment Violations	0	0	0	0	0	0	0	0	0
39D Sports Tampering	0	0	0	0	0	0	0	0	0
<b>HOMICIDE OFFENSES (09A-09C)</b>	0	0	0	2	-100	0	0	2	100
09A Murder And Nonnegligent Manslaughter	0	0	0	2	-100	0	0	2	100
09B Negligent Manslaughter	0	0	0	0	0	0	0	0	0
09C Justifiable Homicide (Not A Crime)	0	0	0	0	0	0	0	0	0
KIDNAPING/ABDUCTION (100)	1	0	2	2	0	2	100	2	100
<b>LARCENY/THEFT OFFENSES (23A-23H)</b>	23	46	232	231	0	48	21	52	23
23A Pocket-picking	0	0	0	0	0	0	0	0	0
23B Purse-snatching	0	0	0	0	0	0	0	0	0
23C Shoplifting	1	4	29	32	-9	19	66	23	72
23D Theft From Building	5	8	83	89	-7	16	19	13	15
23E From Coin-Operated Machine/Device	0	0	2	0	200	1	50	0	0
23F Theft From Motor Vehicle	12	26	76	76	0	8	11	11	14
23G Theft of MV Parts or Accessories	0	2	9	8	13	1	11	1	13
23H All Other Larceny	5	6	33	26	27	3	9	4	15
<b>MOTOR VEHICLE THEFT (240)</b>	1	0	11	9	22	1	9	4	44



# Dover New Hampshire Police Department

**A-3**

Data Source Last Updated On:  
February 26, 2020 10:57 am

## 2019 NIBRS Offenses

National Incident-Based Reporting System

Crystal 2016  
Created 2016-10

<b>September</b>	<b>2019 Monthly</b>	<b>2018 Monthly</b>	<b>2019 YTD</b>	<b>2018 YTD</b>	<b>+,(,-) % Diff.</b>	<b>2019 YTD Clearance Total</b>	<b>2019 YTD Clearance Percent</b>	<b>2018 YTD Clearance Total</b>	<b>2018 YTD Clearance Percent</b>
<u>GROUP "A" OFFENSES (46) - continued</u>									
PORNOGRAPHY/OBSCENE MATERIAL(370)	0	0	2	0	200	0	0	0	0
PROSTITUTION OFFENSES (40)	0	0	0	2	-100	0	0	1	50
40A Prostitution	0	0	0	0	0	0	0	0	0
40B Assisting/Promoting Prostitution	0	0	0	2	-100	0	0	1	50
ROBBERY (120)	0	0	4	4	0	4	100	3	75
SEX OFFENSES, FORCIBLE (11)	0	1	10	11	-9	5	50	5	45
11A Forcible Rape	0	1	3	7	-57	1	33	2	29
11B Forcible Sodomy	0	0	2	0	200	0	0	0	0
11C Sexual Assault With An Object	0	0	4	2	100	3	75	1	50
11D Forcible Fondling	0	0	1	2	-50	1	100	2	100
SEX OFFENSES, NONFORCIBLE (36)	0	0	1	0	100	0	0	0	0
36A Incest	0	0	0	0	0	0	0	0	0
36B Statutory Rape	0	0	1	0	100	0	0	0	0
STOLEN PROPERTY OFFENSES (280)	0	0	13	11	18	11	85	11	100
WEAPON LAW VIOLATIONS (520)	0	0	2	0	200	2	100	0	0
<b>TOTAL GROUP "A" OFFENSES:</b>	<b>61</b>	<b>85</b>	<b>570</b>	<b>557</b>	<b>2</b>	<b>250</b>	<b>44</b>	<b>241</b>	<b>43</b>
<u>Group "B" Offenses</u>									
BAD CHECKS (90A)	0	0	0	5	-100	0	0	1	20
CURFEW/LOITERING/VAGRANCY (90B)	0	0	0	3	-100	0	0	0	0
DISORDERLY CONDUCT (90C)	4	2	31	28	11	28	90	21	75
DRIVING UNDER THE INFLUENCE (90D)	10	9	58	64	-9	58	100	64	100
DRUNKENNESS (90E)	16	11	81	56	45	80	99	35	63
FAMILY OFFENSES, NONVIOLENT (90F)	0	1	7	1	600	5	71	1	100
LIQUOR LAW VIOLATIONS (90G)	3	4	21	27	-22	20	95	27	100
PEEPING TOM (90H)	0	0	1	0	100	0	0	0	0
RUNAWAY (90I)	0	0	1	1	0	0	0	1	100
TRESPASS OF REAL PROPERTY (90J)	10	9	70	69	1	63	90	54	78
ALL OTHER OFFENSES (90Z)	17	22	220	165	33	207	94	146	88
<b>TOTAL GROUP "B" OFFENSES:</b>	<b>60</b>	<b>58</b>	<b>490</b>	<b>419</b>	<b>17</b>	<b>461</b>	<b>94</b>	<b>350</b>	<b>84</b>



# Dover New Hampshire Police Department

A-3

Data Source Last Updated On:  
February 26, 2020 10:57 am

## 2019 NIBRS Offenses

National Incident-Based Reporting System

Crystal 2016  
Created 2016-10

October	2019 Monthly	2018 Monthly	2019 YTD	2018 YTD	+,- % Diff.	2019 YTD Clearance Total	2019 YTD Clearance Percent	2018 YTD Clearance Total	2018 YTD Clearance Percent
<b>GROUP "A" OFFENSES (46)</b>									
ARSON (200)	0	1	1	5	-80	0	0	4	80
<b>ASSAULT OFFENSES (13)</b>	10	16	127	141	-10	109	86	114	81
13A Aggravated Assault	1	1	9	12	-25	5	56	6	50
13B Simple Assault	6	13	83	87	-5	74	89	75	86
13C Intimidation	3	2	35	42	-17	30	86	33	79
BRIBERY (510)	0	0	0	0	0	0	0	0	0
BURGLARY/BREAKING & ENTERING(220)	7	1	35	20	75	9	26	6	30
COUNTERFEITING/FORGERY (250)	0	3	15	14	7	1	7	5	36
DESTRUCTION/DAMAGE/VANDALISM OF PROPERTY (290)	3	7	25	41	-39	7	28	20	49
<b>DRUG/NARCOTIC OFFENSES (35)</b>	5	3	53	36	47	47	89	24	67
35A Drug/Narcotic Violations	5	3	51	36	42	45	88	24	67
35B Drug Equipment Violations	0	0	2	0	200	2	100	0	0
EMBEZZLEMENT (270)	0	1	8	6	33	4	50	1	17
EXTORTION/BLACKMAIL (210)	0	0	0	0	0	0	0	0	0
<b>FRAUD OFFENSES (26A-26E)</b>	3	7	57	61	-7	17	30	13	21
26A False Pretenses/Swindle/Confidence Game	1	4	26	23	13	7	27	2	9
26B Credit Card/Automatic Teller Machine Fraud	1	2	18	24	-25	9	50	11	46
26C Impersonation	1	1	12	14	-14	1	8	0	0
26D Welfare Fraud	0	0	0	0	0	0	0	0	0
26E Wire Fraud	0	0	1	0	100	0	0	0	0
<b>GAMBLING OFFENSES (39A-39D)</b>	0	0	0	0	0	0	0	0	0
39A Betting/Wagering	0	0	0	0	0	0	0	0	0
39B Operating/Promoting/Assisting Gambling	0	0	0	0	0	0	0	0	0
39C Gambling Equipment Violations	0	0	0	0	0	0	0	0	0
39D Sports Tampering	0	0	0	0	0	0	0	0	0
<b>HOMICIDE OFFENSES (09A-09C)</b>	0	0	0	2	-100	0	0	2	100
09A Murder And Nonnegligent Manslaughter	0	0	0	2	-100	0	0	2	100
09B Negligent Manslaughter	0	0	0	0	0	0	0	0	0
09C Justifiable Homicide (Not A Crime)	0	0	0	0	0	0	0	0	0
KIDNAPING/ABDUCTION (100)	0	0	2	2	0	2	100	2	100
<b>LARCENY/THEFT OFFENSES (23A-23H)</b>	34	34	266	265	0	54	20	59	22
23A Pocket-picking	0	0	0	0	0	0	0	0	0
23B Purse-snatching	0	0	0	0	0	0	0	0	0
23C Shoplifting	5	5	34	37	-8	22	65	28	76
23D Theft From Building	9	7	92	96	-4	18	20	14	15
23E From Coin-Operated Machine/Device	0	0	2	0	200	1	50	0	0
23F Theft From Motor Vehicle	12	9	88	85	4	9	10	11	13
23G Theft of MV Parts or Accessories	0	0	9	8	13	1	11	1	13
23H All Other Larceny	8	13	41	39	5	3	7	5	13
<b>MOTOR VEHICLE THEFT (240)</b>	3	1	14	10	40	3	21	4	40





# Dover New Hampshire Police Department

**A-3**

Data Source Last Updated On:  
February 26, 2020 10:57 am

## 2019 NIBRS Offenses

National Incident-Based Reporting System

Crystal 2016  
Created 2016-10

October	2019 Monthly	2018 Monthly	2019 YTD	2018 YTD	+,(,-) % Diff.	2019 YTD Clearance Total	2019 YTD Clearance Percent	2018 YTD Clearance Total	2018 YTD Clearance Percent
<u>GROUP "A" OFFENSES (46) - continued</u>									
PORNOGRAPHY/OBSCENE MATERIAL(370)	0	0	2	0	200	0	0	0	0
PROSTITUTION OFFENSES (40)	0	0	0	2	-100	0	0	1	50
40A Prostitution	0	0	0	0	0	0	0	0	0
40B Assisting/Promoting Prostitution	0	0	0	2	-100	0	0	1	50
ROBBERY (120)	2	1	6	5	20	6	100	4	80
SEX OFFENSES, FORCIBLE (11)	1	0	11	11	0	5	45	5	45
11A Forcible Rape	0	0	3	7	-57	1	33	2	29
11B Forcible Sodomy	0	0	2	0	200	0	0	0	0
11C Sexual Assault With An Object	0	0	4	2	100	3	75	1	50
11D Forcible Fondling	1	0	2	2	0	1	50	2	100
SEX OFFENSES, NONFORCIBLE (36)	0	0	1	0	100	0	0	0	0
36A Incest	0	0	0	0	0	0	0	0	0
36B Statutory Rape	0	0	1	0	100	0	0	0	0
STOLEN PROPERTY OFFENSES (280)	4	2	17	13	31	12	71	13	100
WEAPON LAW VIOLATIONS (520)	2	0	4	0	400	4	100	0	0
<b>TOTAL GROUP "A" OFFENSES:</b>	<b>74</b>	<b>77</b>	<b>644</b>	<b>634</b>	<b>2</b>	<b>280</b>	<b>43</b>	<b>277</b>	<b>44</b>
<u>Group "B" Offenses</u>									
BAD CHECKS (90A)	1	0	1	5	-80	0	0	1	20
CURFEW/LOITERING/VAGRANCY (90B)	0	1	0	4	-100	0	0	0	0
DISORDERLY CONDUCT (90C)	2	2	33	30	10	29	88	23	77
DRIVING UNDER THE INFLUENCE (90D)	5	2	63	66	-5	63	100	66	100
DRUNKENNESS (90E)	6	2	87	58	50	86	99	37	64
FAMILY OFFENSES, NONVIOLENT (90F)	1	0	8	1	700	6	75	1	100
LIQUOR LAW VIOLATIONS (90G)	4	1	25	28	-11	24	96	28	100
PEEPING TOM (90H)	0	0	1	0	100	0	0	0	0
RUNAWAY (90I)	1	0	2	1	100	0	0	1	100
TRESPASS OF REAL PROPERTY (90J)	15	5	85	74	15	75	88	59	80
ALL OTHER OFFENSES (90Z)	18	23	238	188	27	222	93	166	88
<b>TOTAL GROUP "B" OFFENSES:</b>	<b>53</b>	<b>36</b>	<b>543</b>	<b>455</b>	<b>19</b>	<b>505</b>	<b>93</b>	<b>382</b>	<b>84</b>



# Dover New Hampshire Police Department

A-3

Data Source Last Updated On:  
February 26, 2020 10:57 am

## 2019 NIBRS Offenses

National Incident-Based Reporting System

Crystal 2016  
Created 2016-10

November	2019 Monthly	2018 Monthly	2019 YTD	2018 YTD	+,-) % Diff.	2019 YTD Clearance Total	2019 YTD Clearance Percent	2018 YTD Clearance Total	2018 YTD Clearance Percent
GROUP "A" OFFENSES (46)									
ARSON (200)	0	0	1	5	-80	0	0	4	80
ASSAULT OFFENSES (13)	10	19	137	160	-14	118	86	129	81
13A Aggravated Assault	0	2	9	14	-36	5	56	7	50
13B Simple Assault	9	14	92	101	-9	82	89	88	87
13C Intimidation	1	3	36	45	-20	31	86	34	76
BRIBERY (510)	0	0	0	0	0	0	0	0	0
BURGLARY/BREAKING & ENTERING(220)	1	2	36	22	64	9	25	8	36
COUNTERFEITING/FORGERY (250)	0	1	15	15	0	1	7	5	33
DESTRUCTION/DAMAGE/VANDALISM OF PROPERTY (290)	2	16	27	57	-53	8	30	26	46
DRUG/NARCOTIC OFFENSES (35)	4	0	57	36	58	49	86	24	67
35A Drug/Narcotic Violations	4	0	55	36	53	47	85	24	67
35B Drug Equipment Violations	0	0	2	0	200	2	100	0	0
EMBEZZLEMENT (270)	2	0	10	6	67	4	40	1	17
EXTORTION/BLACKMAIL (210)	0	0	0	0	0	0	0	0	0
FRAUD OFFENSES (26A-26E)	7	3	64	64	0	18	28	14	22
26A False Pretenses/Swindle/Confidence Game	3	2	29	25	16	7	24	2	8
26B Credit Card/Automatic Teller Machine Fraud	2	0	20	24	-17	10	50	11	46
26C Impersonation	2	1	14	15	-7	1	7	1	7
26D Welfare Fraud	0	0	0	0	0	0	0	0	0
26E Wire Fraud	0	0	1	0	100	0	0	0	0
GAMBLING OFFENSES (39A-39D)	0	0	0	0	0	0	0	0	0
39A Betting/Wagering	0	0	0	0	0	0	0	0	0
39B Operating/Promoting/Assisting Gambling	0	0	0	0	0	0	0	0	0
39C Gambling Equipment Violations	0	0	0	0	0	0	0	0	0
39D Sports Tampering	0	0	0	0	0	0	0	0	0
HOMICIDE OFFENSES (09A-09C)	0	0	0	2	-100	0	0	2	100
09A Murder And Nonnegligent Manslaughter	0	0	0	2	-100	0	0	2	100
09B Negligent Manslaughter	0	0	0	0	0	0	0	0	0
09C Justifiable Homicide (Not A Crime)	0	0	0	0	0	0	0	0	0
KIDNAPING/ABDUCTION (100)	1	0	3	2	50	2	67	2	100
LARCENY/THEFT OFFENSES (23A-23H)	20	27	286	292	-2	61	21	63	22
23A Pocket-picking	0	0	0	0	0	0	0	0	0
23B Purse-snatching	0	0	0	0	0	0	0	0	0
23C Shoplifting	4	5	38	42	-10	25	66	31	74
23D Theft From Building	5	6	97	102	-5	18	19	15	15
23E From Coin-Operated Machine/Device	0	0	2	0	200	1	50	0	0
23F Theft From Motor Vehicle	6	14	94	99	-5	11	12	11	11
23G Theft of MV Parts or Accessories	0	0	9	8	13	1	11	1	13
23H All Other Larceny	5	2	46	41	12	5	11	5	12
MOTOR VEHICLE THEFT (240)	0	0	14	10	40	3	21	4	40



# Dover New Hampshire Police Department

**A-3**

Data Source Last Updated On:  
February 26, 2020 10:57 am

## 2019 NIBRS Offenses

National Incident-Based Reporting System

Crystal 2016  
Created 2016-10

<b>November</b>	<b>2019 Monthly</b>	<b>2018 Monthly</b>	<b>2019 YTD</b>	<b>2018 YTD</b>	<b>+,(,-) % Diff.</b>	<b>2019 YTD Clearance Total</b>	<b>2019 YTD Clearance Percent</b>	<b>2018 YTD Clearance Total</b>	<b>2018 YTD Clearance Percent</b>
<u>GROUP "A" OFFENSES (46) - continued</u>									
PORNOGRAPHY/OBSCENE MATERIAL(370)	0	1	2	1	100	0	0	0	0
PROSTITUTION OFFENSES (40)	0	0	0	2	-100	0	0	1	50
40A Prostitution	0	0	0	0	0	0	0	0	0
40B Assisting/Promoting Prostitution	0	0	0	2	-100	0	0	1	50
ROBBERY (120)	0	1	6	6	0	6	100	5	83
SEX OFFENSES, FORCIBLE (11)	0	0	11	11	0	5	45	5	45
11A Forcible Rape	0	0	3	7	-57	1	33	2	29
11B Forcible Sodomy	0	0	2	0	200	0	0	0	0
11C Sexual Assault With An Object	0	0	4	2	100	3	75	1	50
11D Forcible Fondling	0	0	2	2	0	1	50	2	100
SEX OFFENSES, NONFORCIBLE (36)	0	0	1	0	100	0	0	0	0
36A Incest	0	0	0	0	0	0	0	0	0
36B Statutory Rape	0	0	1	0	100	0	0	0	0
STOLEN PROPERTY OFFENSES (280)	2	2	19	15	27	13	68	15	100
WEAPON LAW VIOLATIONS (520)	0	1	4	1	300	4	100	1	100
<b>TOTAL GROUP "A" OFFENSES:</b>	<b>49</b>	<b>73</b>	<b>693</b>	<b>707</b>	<b>-2</b>	<b>301</b>	<b>43</b>	<b>309</b>	<b>44</b>
<u>Group "B" Offenses</u>									
BAD CHECKS (90A)	0	0	1	5	-80	0	0	1	20
CURFEW/LOITERING/VAGRANCY (90B)	0	0	0	4	-100	0	0	0	0
DISORDERLY CONDUCT (90C)	1	2	34	32	6	30	88	25	78
DRIVING UNDER THE INFLUENCE (90D)	6	10	69	76	-9	69	100	76	100
DRUNKENNESS (90E)	12	4	99	62	60	98	99	41	66
FAMILY OFFENSES, NONVIOLENT (90F)	0	0	8	1	700	6	75	1	100
LIQUOR LAW VIOLATIONS (90G)	0	1	25	29	-14	24	96	29	100
PEEPING TOM (90H)	0	0	1	0	100	0	0	0	0
RUNAWAY (90I)	0	0	2	1	100	0	0	1	100
TRESPASS OF REAL PROPERTY (90J)	6	10	91	84	8	81	89	67	80
ALL OTHER OFFENSES (90Z)	22	25	260	213	22	243	93	190	89
<b>TOTAL GROUP "B" OFFENSES:</b>	<b>47</b>	<b>52</b>	<b>590</b>	<b>507</b>	<b>16</b>	<b>551</b>	<b>93</b>	<b>431</b>	<b>85</b>



# Dover New Hampshire Police Department

**A-3**

Data Source Last Updated On:  
February 26, 2020 10:57 am

## 2019 NIBRS Offenses

National Incident-Based Reporting System

Crystal 2016  
Created 2016-10

December	2019 Monthly	2018 Monthly	2019 YTD	2018 YTD	+,- % Diff.	2019 YTD Clearance Total	2019 YTD Clearance Percent	2018 YTD Clearance Total	2018 YTD Clearance Percent
<b>GROUP "A" OFFENSES (46)</b>									
ARSON (200)	0	1	1	6	-83	0	0	5	83
<b>ASSAULT OFFENSES (13)</b>	10	9	147	169	-13	125	85	136	80
13A Aggravated Assault	1	1	10	15	-33	5	50	8	53
13B Simple Assault	7	4	99	105	-6	88	89	91	87
13C Intimidation	2	4	38	49	-22	32	84	37	76
BRIBERY (510)	0	0	0	0	0	0	0	0	0
BURGLARY/BREAKING & ENTERING(220)	2	2	38	24	58	11	29	9	38
COUNTERFEITING/FORGERY (250)	0	1	15	16	-6	1	7	6	38
DESTRUCTION/DAMAGE/VANDALISM OF PROPERTY (290)	2	4	29	61	-52	9	31	28	46
<b>DRUG/NARCOTIC OFFENSES (35)</b>	3	5	60	41	46	52	87	28	68
35A Drug/Narcotic Violations	3	5	58	41	41	50	86	28	68
35B Drug Equipment Violations	0	0	2	0	200	2	100	0	0
EMBEZZLEMENT (270)	1	1	11	7	57	5	45	1	14
EXTORTION/BLACKMAIL (210)	0	0	0	0	0	0	0	0	0
<b>FRAUD OFFENSES (26A-26E)</b>	2	10	66	74	-11	18	27	15	20
26A False Pretenses/Swindle/Confidence Game	2	2	31	27	15	7	23	2	7
26B Credit Card/Automatic Teller Machine Fraud	0	2	20	26	-23	10	50	12	46
26C Impersonation	0	6	14	21	-33	1	7	1	5
26D Welfare Fraud	0	0	0	0	0	0	0	0	0
26E Wire Fraud	0	0	1	0	100	0	0	0	0
<b>GAMBLING OFFENSES (39A-39D)</b>	0	0	0	0	0	0	0	0	0
39A Betting/Wagering	0	0	0	0	0	0	0	0	0
39B Operating/Promoting/Assisting Gambling	0	0	0	0	0	0	0	0	0
39C Gambling Equipment Violations	0	0	0	0	0	0	0	0	0
39D Sports Tampering	0	0	0	0	0	0	0	0	0
<b>HOMICIDE OFFENSES (09A-09C)</b>	0	1	0	3	-100	0	0	3	100
09A Murder And Nonnegligent Manslaughter	0	1	0	3	-100	0	0	3	100
09B Negligent Manslaughter	0	0	0	0	0	0	0	0	0
09C Justifiable Homicide (Not A Crime)	0	0	0	0	0	0	0	0	0
KIDNAPING/ABDUCTION (100)	0	0	3	2	50	2	67	2	100
<b>LARCENY/THEFT OFFENSES (23A-23H)</b>	15	27	301	319	-6	64	21	64	20
23A Pocket-picking	0	0	0	0	0	0	0	0	0
23B Purse-snatching	0	0	0	0	0	0	0	0	0
23C Shoplifting	1	0	39	42	-7	26	67	31	74
23D Theft From Building	6	5	103	107	-4	18	17	15	14
23E From Coin-Operated Machine/Device	0	0	2	0	200	1	50	0	0
23F Theft From Motor Vehicle	1	10	95	109	-13	11	12	12	11
23G Theft of MV Parts or Accessories	0	0	9	8	13	1	11	1	13
23H All Other Larceny	7	12	53	53	0	7	13	5	9
<b>MOTOR VEHICLE THEFT (240)</b>	1	2	15	12	25	3	20	6	50



# Dover New Hampshire Police Department

**A-3**

Data Source Last Updated On:  
February 26, 2020 10:57 am

## 2019 NIBRS Offenses

National Incident-Based Reporting System

Crystal 2016  
Created 2016-10

<b>December</b>	<b>2019 Monthly</b>	<b>2018 Monthly</b>	<b>2019 YTD</b>	<b>2018 YTD</b>	<b>+,(,-) % Diff.</b>	<b>2019 YTD Clearance Total</b>	<b>2019 YTD Clearance Percent</b>	<b>2018 YTD Clearance Total</b>	<b>2018 YTD Clearance Percent</b>
<u>GROUP "A" OFFENSES (46) - continued</u>									
PORNOGRAPHY/OBSCENE MATERIAL(370)	0	0	2	1	100	0	0	0	0
PROSTITUTION OFFENSES (40)	0	0	0	2	-100	0	0	1	50
40A Prostitution	0	0	0	0	0	0	0	0	0
40B Assisting/Promoting Prostitution	0	0	0	2	-100	0	0	1	50
ROBBERY (120)	0	0	6	6	0	6	100	5	83
SEX OFFENSES, FORCIBLE (11)	0	2	11	13	-15	5	45	7	54
11A Forcible Rape	0	1	3	8	-63	1	33	3	38
11B Forcible Sodomy	0	0	2	0	200	0	0	0	0
11C Sexual Assault With An Object	0	1	4	3	33	3	75	2	67
11D Forcible Fondling	0	0	2	2	0	1	50	2	100
SEX OFFENSES, NONFORCIBLE (36)	0	0	1	0	100	0	0	0	0
36A Incest	0	0	0	0	0	0	0	0	0
36B Statutory Rape	0	0	1	0	100	0	0	0	0
STOLEN PROPERTY OFFENSES (280)	0	4	19	19	0	13	68	19	100
WEAPON LAW VIOLATIONS (520)	0	0	4	1	300	4	100	1	100
<b>TOTAL GROUP "A" OFFENSES:</b>	<b>36</b>	<b>69</b>	<b>729</b>	<b>776</b>	<b>-6</b>	<b>318</b>	<b>44</b>	<b>336</b>	<b>43</b>
<u>Group "B" Offenses</u>									
BAD CHECKS (90A)	0	0	1	5	-80	0	0	1	20
CURFEW/LOITERING/VAGRANCY (90B)	0	0	0	4	-100	0	0	0	0
DISORDERLY CONDUCT (90C)	1	2	35	34	3	31	89	27	79
DRIVING UNDER THE INFLUENCE (90D)	6	7	75	83	-10	75	100	83	100
DRUNKENNESS (90E)	11	5	110	67	64	109	99	46	69
FAMILY OFFENSES, NONVIOLENT (90F)	0	2	8	3	167	6	75	3	100
LIQUOR LAW VIOLATIONS (90G)	2	3	27	32	-16	26	96	32	100
PEEPING TOM (90H)	0	0	1	0	100	0	0	0	0
RUNAWAY (90I)	0	2	2	3	-33	0	0	3	100
TRESPASS OF REAL PROPERTY (90J)	5	2	96	86	12	86	90	69	80
ALL OTHER OFFENSES (90Z)	26	23	286	236	21	269	94	211	89
<b>TOTAL GROUP "B" OFFENSES:</b>	<b>51</b>	<b>46</b>	<b>641</b>	<b>553</b>	<b>16</b>	<b>602</b>	<b>94</b>	<b>475</b>	<b>86</b>



Data Source Last Updated On:  
February 26, 2020 10:58 am

## Dover New Hampshire Police Departmental Monthly Report

### 2019 UCR Arrest Clearances

#### All Part I & II Reportable Offenses Cleared By Arrest In 2018-2019

**B**

This report evaluates all NIBRS Police Reports regardless of year reported that are Cleared By Arrest between 2018-2019 and having local UCR Codes of "01-26", "52B", "90" and "91"(Part I & II UCR Reportable Crimes). An Incident may have one or more offenses associated with it and an offense may have more than one arrest. Runaway arrest are not Part I & II Crimes and are excluded from this report. Other reports excluded are truancy, traffic, and City Ordinances that do not meet NIBRS criteria for submission to NHSP.

Crystal 2016

<b>January</b>	2019 Monthly	2018 Monthly	2019 YTD	2018 YTD	+,-) % Dif.
Offenses Cleared:	73	85	73	85	(14)
Incidents Cleared:	66	77	66	77	(14)
Arrest Made:	76	106	76	106	(28)
Adult:	69	95	69	95	(27)
Juvenile:	7	11	7	11	(36)
Male:	57	70	57	70	(19)
Female:	19	36	19	36	(47)

<b>February</b>	2019 Monthly	2018 Monthly	2019 YTD	2018 YTD	+,-) % Dif.
Offenses Cleared:	66	72	139	157	(11)
Incidents Cleared:	59	65	125	142	(12)
Arrest Made:	78	77	154	183	(16)
Adult:	73	71	142	166	(14)
Juvenile:	5	6	12	17	(29)
Male:	51	63	108	133	(19)
Female:	27	14	46	50	(8)

<b>March</b>	2019 Monthly	2018 Monthly	2019 YTD	2018 YTD	+,-) % Dif.
Offenses Cleared:	71	62	210	219	(4)
Incidents Cleared:	67	56	192	198	(3)
Arrest Made:	78	67	232	250	(7)
Adult:	77	66	219	232	(6)
Juvenile:	1	1	13	18	(28)
Male:	52	46	160	179	(11)
Female:	26	21	72	71	1

<b>April</b>	2019 Monthly	2018 Monthly	2019 YTD	2018 YTD	+,-) % Dif.
Offenses Cleared:	70	35	280	254	10
Incidents Cleared:	65	35	257	233	10
Arrest Made:	92	35	324	285	14
Adult:	89	34	308	266	16
Juvenile:	3	1	16	19	(16)
Male:	66	28	226	207	9
Female:	26	7	98	78	26



Data Source Last Updated On:  
February 26, 2020 10:58 am

## Dover New Hampshire Police Departmental Monthly Report

### 2019 UCR Arrest Clearances

#### All Part I & II Reportable Offenses Cleared By Arrest In 2018-2019

Page 2 of 3

**B**

This report evaluates all NIBRS Police Reports regardless of year reported that are Cleared By Arrest between 2018-2019 and having local UCR Codes of "01-26", "52B", "90" and "91"(Part I & II UCR Reportable Crimes). An Incident may have one or more offenses associated with it and an offense may have more than one arrest. Runaway arrest are not Part I & II Crimes and are excluded from this report. Other reports excluded are truancy, traffic, and City Ordinances that do not meet NIBRS criteria for submission to NHSP.

Crystal 2016

<b>May</b>	2019 Monthly	2018 Monthly	2019 YTD	2018 YTD	+,-) % Dif.
Offenses Cleared:	59	65	339	319	6
Incidents Cleared:	55	56	312	289	8
Arrest Made:	61	73	385	358	8
Adult:	61	72	369	338	9
Juvenile:	0	1	16	20	(20)
Male:	51	56	277	263	5
Female:	10	17	108	95	14

<b>June</b>	2019 Monthly	2018 Monthly	2019 YTD	2018 YTD	+,-) % Dif.
Offenses Cleared:	83	46	422	365	16
Incidents Cleared:	78	44	390	333	17
Arrest Made:	89	47	474	405	17
Adult:	85	43	454	381	19
Juvenile:	4	4	20	24	(17)
Male:	64	34	341	297	15
Female:	25	13	133	108	23

<b>July</b>	2019 Monthly	2018 Monthly	2019 YTD	2018 YTD	+,-) % Dif.
Offenses Cleared:	84	76	506	441	15
Incidents Cleared:	81	71	471	404	17
Arrest Made:	90	78	564	483	17
Adult:	90	74	544	455	20
Juvenile:	0	4	20	28	(29)
Male:	75	55	416	352	18
Female:	15	23	148	131	13

<b>August</b>	2019 Monthly	2018 Monthly	2019 YTD	2018 YTD	+,-) % Dif.
Offenses Cleared:	93	63	599	504	19
Incidents Cleared:	90	59	561	463	21
Arrest Made:	112	69	676	552	22
Adult:	110	61	654	516	27
Juvenile:	2	8	22	36	(39)
Male:	77	57	493	409	21
Female:	35	12	183	143	28



Data Source Last Updated On:  
February 26, 2020 10:58 am

## Dover New Hampshire Police Departmental Monthly Report

### 2019 UCR Arrest Clearances

#### All Part I & II Reportable Offenses Cleared By Arrest In 2018-2019

**B**

This report evaluates all NIBRS Police Reports regardless of year reported that are Cleared By Arrest between 2018-2019 and having local UCR Codes of "01-26", "52B", "90" and "91"(Part I & II UCR Reportable Crimes). An Incident may have one or more offenses associated with it and an offense may have more than one arrest. Runaway arrest are not Part I & II Crimes and are excluded from this report. Other reports excluded are truancy, traffic, and City Ordinances that do not meet NIBRS criteria for submission to NHSP.

Crystal 2016

<b>September</b>	2019 Monthly	2018 Monthly	2019 YTD	2018 YTD	+,-) % Dif.
Offenses Cleared:	82	77	681	581	17
Incidents Cleared:	78	71	639	534	20
Arrest Made:	88	81	764	633	21
Adult:	82	79	736	595	24
Juvenile:	6	2	28	38	(26)
Male:	61	65	554	474	17
Female:	27	16	210	159	32

<b>October</b>	2019 Monthly	2018 Monthly	2019 YTD	2018 YTD	+,-) % Dif.
Offenses Cleared:	69	62	750	643	17
Incidents Cleared:	67	58	706	592	19
Arrest Made:	77	63	841	696	21
Adult:	70	53	806	648	24
Juvenile:	7	10	35	48	(27)
Male:	66	42	620	516	20
Female:	11	21	221	180	23

<b>November</b>	2019 Monthly	2018 Monthly	2019 YTD	2018 YTD	+,-) % Dif.
Offenses Cleared:	54	87	804	730	10
Incidents Cleared:	47	78	753	670	12
Arrest Made:	55	99	896	795	13
Adult:	52	86	858	734	17
Juvenile:	3	13	38	61	(38)
Male:	43	73	663	589	13
Female:	12	26	233	206	13

<b>December</b>	2019 Monthly	2018 Monthly	2019 YTD	2018 YTD	+,-) % Dif.
Offenses Cleared:	73	61	877	791	11
Incidents Cleared:	65	57	818	727	13
Arrest Made:	89	71	985	866	14
Adult:	88	69	946	803	18
Juvenile:	1	2	39	63	(38)
Male:	52	50	715	639	12
Female:	37	21	270	227	19





# Dover Police Departmental Monthly Report

C

## 2019 UCR Exceptional Clearances

### All Part I & II Offenses Cleared By Exception In 2018-2019

This report evaluates all NIBRS Police Reports regardless of year reported that are Cleared By Exception between 2018-2019 and having local UCR Codes of "01-26", "52B", "90" and "91"(Part I & II UCR Crimes). An Incident may have one or more offenses associated with it. Runaway arrest are not Part I & II Crimes and are excluded from this report. If a Month is not included in the listing, this indicates a zero value was found for both the Current and Previous Year.

Data Source Last Updated On:  
February 26, 2020 10:59 am

Crystal 2016

Month	2019 Monthly	2018 Monthly	2019 YTD	2018 YTD	+,-) % Dif.
<b>January</b>					
Incidents Cleared Exceptionally:	8	0	8	0	0
Offenses Cleared Exceptionally:	8	0	8	0	0
<b>February</b>					
Incidents Cleared Exceptionally:	3	1	11	1	1000
Offenses Cleared Exceptionally:	3	1	11	1	1000
<b>March</b>					
Incidents Cleared Exceptionally:	1	2	12	3	300
Offenses Cleared Exceptionally:	1	2	12	3	300
<b>April</b>					
Incidents Cleared Exceptionally:	3	2	15	5	200
Offenses Cleared Exceptionally:	3	2	15	5	200
<b>May</b>					
Incidents Cleared Exceptionally:	6	6	21	11	91
Offenses Cleared Exceptionally:	6	6	21	11	91
<b>June</b>					
Incidents Cleared Exceptionally:	6	10	27	21	29
Offenses Cleared Exceptionally:	6	10	27	21	29
<b>July</b>					
Incidents Cleared Exceptionally:	4	8	31	29	7
Offenses Cleared Exceptionally:	4	8	31	29	7
<b>August</b>					
Incidents Cleared Exceptionally:	2	6	33	35	(6)
Offenses Cleared Exceptionally:	2	6	33	35	(6)
<b>October</b>					
Incidents Cleared Exceptionally:	6	3	39	38	3
Offenses Cleared Exceptionally:	6	3	39	38	3
<b>November</b>					
Incidents Cleared Exceptionally:	2	1	41	39	5
Offenses Cleared Exceptionally:	2	1	41	39	5
<b>December</b>					
Incidents Cleared Exceptionally:	1	5	42	44	(5)
Offenses Cleared Exceptionally:	1	5	42	44	(5)



# Dover New Hampshire Police Departmental Monthly Report

D

Data Source Last Updated On:  
February 26, 2020 10:59 am

## 2019 OLB Arrest Summaries

(Does Not Include Administrative Sex Offender Registrations)

Crystal 2016

<b>January</b>	2019 Monthly	2018 Monthly	2019 YTD	2018 YTD	+,- % Diff.
Bookings:	54	69	54	69	(22)
Arrest:	50	65	50	65	(23)
Summons:	4	4	4	4	0
Adult:	51	62	51	62	(18)
Juvenile:	3	7	3	7	(57)
Male Arrest:	39	50	39	50	(22)
Female Arrest:	15	19	15	19	(21)

<b>February</b>	2019 Monthly	2018 Monthly	2019 YTD	2018 YTD	+,- % Diff.
Bookings:	53	64	107	133	(20)
Arrest:	48	60	98	125	(22)
Summons:	5	4	9	8	13
Adult:	48	58	99	120	(18)
Juvenile:	5	5	8	12	(33)
Male Arrest:	38	50	77	100	(23)
Female Arrest:	15	14	30	33	(9)

<b>March</b>	2019 Monthly	2018 Monthly	2019 YTD	2018 YTD	+,- % Diff.
Bookings:	54	55	161	188	(14)
Arrest:	52	44	150	169	(11)
Summons:	2	11	11	19	(42)
Adult:	50	55	149	175	(15)
Juvenile:	4	0	12	12	0
Male Arrest:	35	36	112	136	(18)
Female Arrest:	19	19	49	52	(6)

<b>April</b>	2019 Monthly	2018 Monthly	2019 YTD	2018 YTD	+,- % Diff.
Bookings:	59	41	220	229	(4)
Arrest:	52	36	202	205	(1)
Summons:	7	5	18	24	(25)
Adult:	55	40	204	215	(5)
Juvenile:	2	1	14	13	8
Male Arrest:	38	31	150	167	(10)
Female Arrest:	21	10	70	62	13

<b>May</b>	2019 Monthly	2018 Monthly	2019 YTD	2018 YTD	+,- % Diff.
Bookings:	50	49	270	278	(3)
Arrest:	45	44	247	249	(1)
Summons:	5	5	23	29	(21)
Adult:	50	48	254	263	(3)
Juvenile:	0	1	14	14	0
Male Arrest:	39	41	189	208	(9)
Female Arrest:	11	8	81	70	16

<b>June</b>	2019 Monthly	2018 Monthly	2019 YTD	2018 YTD	+,- % Diff.
Bookings:	72	53	342	331	3
Arrest:	67	50	314	299	5
Summons:	5	3	28	32	(13)
Adult:	66	50	320	313	2
Juvenile:	5	3	19	17	12
Male Arrest:	51	35	240	243	(1)
Female Arrest:	21	18	102	88	16



# Dover New Hampshire Police Departmental Monthly Report

D

Data Source Last Updated On:  
February 26, 2020 10:59 am

## 2019 OLB Arrest Summaries

(Does Not Include Administrative Sex Offender Registrations)

Crystal 2016

<b>July</b>	2019 Monthly	2018 Monthly	2019 YTD	2018 YTD	+,- % Diff.
Bookings:	66	63	408	394	4
Arrest:	60	54	374	353	6
Summons:	6	9	34	41	(17)
Adult:	65	59	385	372	3
Juvenile:	1	4	20	21	(5)
Male Arrest:	53	46	293	289	1
Female Arrest:	13	17	115	105	10

<b>August</b>	2019 Monthly	2018 Monthly	2019 YTD	2018 YTD	+,- % Diff.
Bookings:	80	63	488	457	7
Arrest:	70	47	444	400	11
Summons:	10	16	44	57	(23)
Adult:	77	56	462	428	8
Juvenile:	3	6	23	27	(15)
Male Arrest:	56	53	349	342	2
Female Arrest:	24	10	139	115	21

<b>September</b>	2019 Monthly	2018 Monthly	2019 YTD	2018 YTD	+,- % Diff.
Bookings:	72	62	560	519	8
Arrest:	65	55	509	455	12
Summons:	7	7	51	64	(20)
Adult:	66	59	528	487	8
Juvenile:	4	3	27	30	(10)
Male Arrest:	52	48	401	390	3
Female Arrest:	20	14	159	129	23

<b>October</b>	2019 Monthly	2018 Monthly	2019 YTD	2018 YTD	+,- % Diff.
Bookings:	61	52	621	571	9
Arrest:	51	46	560	501	12
Summons:	10	6	61	70	(13)
Adult:	59	45	587	532	10
Juvenile:	2	7	29	37	(22)
Male Arrest:	51	36	452	426	6
Female Arrest:	10	16	169	145	17

<b>November</b>	2019 Monthly	2018 Monthly	2019 YTD	2018 YTD	+,- % Diff.
Bookings:	50	63	671	634	6
Arrest:	45	59	605	560	8
Summons:	5	4	66	74	(11)
Adult:	46	57	633	589	7
Juvenile:	2	6	31	43	(28)
Male Arrest:	39	51	491	477	3
Female Arrest:	11	12	180	157	15

<b>December</b>	2019 Monthly	2018 Monthly	2019 YTD	2018 YTD	+,- % Diff.
Bookings:	61	75	732	709	3
Arrest:	54	67	659	627	5
Summons:	6	8	72	82	(12)
Adult:	59	69	692	658	5
Juvenile:	1	2	32	45	(29)
Male Arrest:	37	53	528	530	0
Female Arrest:	24	22	204	179	14



# Dover Police Departmental Monthly Report

E

Data Source Last Updated On:  
February 26, 2020 11:18 am

## 2019 CAD CFS Summaries

Revised 01/23/2013

Crystal 2016

<b>January</b>	<b>2019</b>	<b>2018</b>	<b>2019</b>	<b>2018</b>	<b>YTD +,(-)</b>
	<b>Monthly</b>	<b>Monthly</b>	<b>YTD</b>	<b>YTD</b>	<b>% Difference</b>
<b>Incidents:</b>	3085	2667	3085	2667	16
Police:	2588	2174	2588	2174	19
Fire:	534	517	534	517	3
Police Only:	2506	2103	2506	2103	19
Fire Only:	452	446	452	446	1
Police/Fire Combined	82	71	82	71	15
Other	45	47	45	47	(4)
<b>Dispositions - Police</b>					
Serviced (Report Due):	570	569	570	569	0
Serviced/Notes:	1897	1457	1897	1457	30
Serviced/NI:	89	93	89	93	(4)
Cancelled By Complainant	42	34	42	34	24
Cancelled By Police:	7	4	7	4	75
Gone On Arrival:	2	3	2	3	(33)
Other Jurisdiction:	4	16	4	16	(75)
Duplicate:	4	8	4	8	(50)
<b>Dispositions - Fire</b>					
Serviced:	433	418	433	418	4
Transported:	94	90	94	90	4
No Transport:	16	18	16	18	(11)
Cancelled By Fire:	3	1	3	1	200
Other Jurisdiction:	1	10	1	10	(90)
Unfounded:	2	0	2	4	(50)
Duplicate:	1	3	1	3	(67)
<b>How Received</b>					
4646:	1148	1150	1148	1150	0
911:	423	424	423	424	0
Alarm:	34	44	34	44	(23)
FAX:	36	46	36	46	(22)
In-Person:	137	143	137	143	(4)
Letter:	0	0	0	0	0
Mobile:	4	7	4	7	(43)
Radio:	1260	830	1260	830	52
Unknown/Not Entered:	1	0	1	0	100
<b>Alarms</b>					
Police:	110	118	110	118	(7)
Fire:	52	64	52	64	(19)
Medical Alert:	20	18	20	18	11
<b>Select CAD IncidentTypes:</b>					
Animal:	48	58	48	58	(17)
Disturbances:	178	176	178	176	1
Fingerprints:	13	18	13	18	(28)
Child Passenger Seat Inspection:	8	13	8	13	(38)



# Dover Police Departmental Monthly Report

E

Data Source Last Updated On:  
February 26, 2020 11:18 am

## 2019 CAD CFS Summaries

Revised 01/23/2013

Crystal 2016

<b>February</b>	<b>2019</b>	<b>2018</b>	<b>2019</b>	<b>2018</b>	<b>YTD +,(-)</b>
	<b>Monthly</b>	<b>Monthly</b>	<b>YTD</b>	<b>YTD</b>	<b>% Difference</b>
<b>Incidents:</b>	2821	2294	5906	4961	19
Police:	2371	1934	4959	4108	21
Fire:	488	379	1022	896	14
Police Only:	2292	1883	4798	3986	20
Fire Only:	409	328	861	774	11
Police/Fire Combined	79	51	161	122	32
Other	41	32	86	79	9
<b>Dispositions - Police</b>					
Serviced (Report Due):	504	526	1074	1095	(2)
Serviced/Notes:	1765	1318	3662	2775	32
Serviced/NI:	74	48	163	141	16
Cancelled By Complainant	36	33	78	67	16
Cancelled By Police:	7	2	14	6	133
Gone On Arrival:	0	0	2	3	(33)
Other Jurisdiction:	4	7	8	23	(65)
Duplicate:	2	4	6	12	(50)
<b>Dispositions - Fire</b>					
Serviced:	386	272	819	690	19
Transported:	99	94	193	184	5
No Transport:	10	13	26	31	(16)
Cancelled By Fire:	9	6	12	7	71
Other Jurisdiction:	0	5	1	15	(93)
Unfounded:	4	0	6	10	(40)
Duplicate:	1	1	2	4	(50)
<b>How Received</b>					
4646:	1033	1002	2181	2152	1
911:	414	338	837	762	10
Alarm:	37	18	71	62	15
FAX:	28	31	64	77	(17)
In-Person:	137	134	274	277	(1)
Letter:	2	1	2	1	100
Mobile:	7	3	11	10	10
Radio:	1135	751	2395	1581	51
Unknown/Not Entered:	0	0	1	0	100
<b>Alarms</b>					
Police:	127	83	237	201	18
Fire:	48	40	100	104	(4)
Medical Alert:	8	9	28	27	4
<b>Select CAD IncidentTypes:</b>					
Animal:	73	60	121	118	3
Disturbances:	174	157	352	333	6
Fingerprints:	17	16	30	34	(12)
Child Passenger Seat Inspection:	4	11	12	24	(50)



# Dover Police Departmental Monthly Report

E

Data Source Last Updated On:  
February 26, 2020 11:18 am

## 2019 CAD CFS Summaries

Revised 01/23/2013

Crystal 2016

<b>March</b>	<b>2019</b>	<b>2018</b>	<b>2019</b>	<b>2018</b>	<b>YTD +,(-)</b>
	<b>Monthly</b>	<b>Monthly</b>	<b>YTD</b>	<b>YTD</b>	<b>% Difference</b>
<b>Incidents:</b>	3048	2717	8954	7678	17
Police:	2608	2237	7567	6345	19
Fire:	480	512	1502	1408	7
Police Only:	2532	2153	7330	6139	19
Fire Only:	404	428	1265	1202	5
Police/Fire Combined	76	84	237	206	15
Other	36	52	122	131	(7)
<b>Dispositions - Police</b>					
Serviced (Report Due):	545	622	1619	1717	(6)
Serviced/Notes:	1934	1497	5596	4272	31
Serviced/NI:	89	68	252	209	21
Cancelled By Complainant	48	36	126	103	22
Cancelled By Police:	5	5	19	11	73
Gone On Arrival:	0	1	2	4	(50)
Other Jurisdiction:	4	6	12	29	(59)
Duplicate:	6	9	12	21	(43)
<b>Dispositions - Fire</b>					
Serviced:	370	395	1189	1085	10
Transported:	104	111	297	295	1
No Transport:	10	18	36	49	(27)
Cancelled By Fire:	7	5	19	12	58
Other Jurisdiction:	1	3	2	18	(89)
Unfounded:	1	0	7	15	(53)
Duplicate:	2	6	4	10	(60)
<b>How Received</b>					
4646:	1112	1198	3293	3350	(2)
911:	375	381	1212	1143	6
Alarm:	14	29	85	91	(7)
FAX:	46	31	110	108	2
In-Person:	156	166	430	443	(3)
Letter:	4	0	6	1	500
Mobile:	7	3	18	13	38
Radio:	1296	892	3691	2473	49
Unknown/Not Entered:	0	0	1	0	100
<b>Alarms</b>					
Police:	104	90	341	291	17
Fire:	33	40	133	144	(8)
Medical Alert:	14	18	42	45	(7)
<b>Select CAD IncidentTypes:</b>					
Animal:	78	53	199	171	16
Disturbances:	184	193	536	526	2
Fingerprints:	21	32	51	66	(23)
Child Passenger Seat Inspection:	19	13	31	37	(16)



# Dover Police Departmental Monthly Report

E

Data Source Last Updated On:  
February 26, 2020 11:18 am

## 2019 CAD CFS Summaries

Revised 01/23/2013

Crystal 2016

<b>April</b>	<b>2019</b>	<b>2018</b>	<b>2019</b>	<b>2018</b>	<b>YTD +,(-)</b>
	<b>Monthly</b>	<b>Monthly</b>	<b>YTD</b>	<b>YTD</b>	<b>% Difference</b>
<b>Incidents:</b>	2965	2866	11919	10544	13
Police:	2540	2497	10107	8842	14
Fire:	454	422	1956	1830	7
Police Only:	2477	2422	9807	8561	15
Fire Only:	391	347	1656	1549	7
Police/Fire Combined	63	75	300	281	7
Other	34	22	156	153	2
<b>Dispositions - Police</b>					
Serviced (Report Due):	563	496	2182	2213	(1)
Serviced/Notes:	1877	1887	7473	6159	21
Serviced/NI:	66	74	318	283	12
Cancelled By Complainant	38	25	164	128	28
Cancelled By Police:	6	6	25	17	47
Gone On Arrival:	1	2	3	6	(50)
Other Jurisdiction:	5	5	17	34	(50)
Duplicate:	9	8	21	29	(28)
<b>Dispositions - Fire</b>					
Serviced:	379	338	1568	1423	10
Transported:	76	73	373	368	1
No Transport:	4	9	40	58	(31)
Cancelled By Fire:	13	6	32	18	78
Other Jurisdiction:	0	1	2	19	(89)
Unfounded:	1	0	8	18	(56)
Duplicate:	2	3	6	13	(54)
<b>How Received</b>					
4646:	1092	985	4385	4335	1
911:	362	318	1574	1461	8
Alarm:	19	15	104	106	(2)
FAX:	23	48	133	156	(15)
In-Person:	189	149	619	592	5
Letter:	1	0	7	1	600
Mobile:	6	4	24	17	41
Radio:	1248	1324	4939	3797	30
Unknown/Not Entered:	0	0	1	0	100
<b>Alarms</b>					
Police:	84	69	425	360	18
Fire:	42	34	175	178	(2)
Medical Alert:	15	13	57	58	(2)
<b>Select CAD IncidentTypes:</b>					
Animal:	87	57	286	228	25
Disturbances:	194	164	730	690	6
Fingerprints:	29	30	80	96	(17)
Child Passenger Seat Inspection:	16	10	47	47	0



# Dover Police Departmental Monthly Report

E

Data Source Last Updated On:  
February 26, 2020 11:18 am

## 2019 CAD CFS Summaries

Revised 01/23/2013

Crystal 2016

<b>May</b>	<b>2019</b>	<b>2018</b>	<b>2019</b>	<b>2018</b>	<b>YTD +,(-)</b>
	<b>Monthly</b>	<b>Monthly</b>	<b>YTD</b>	<b>YTD</b>	<b>% Difference</b>
<b>Incidents:</b>	3002	3094	14921	13638	9
Police:	2533	2631	12640	11473	10
Fire:	523	516	2479	2346	6
Police Only:	2440	2546	12247	11107	10
Fire Only:	430	431	2086	1980	5
Police/Fire Combined	93	85	393	366	7
Other	39	32	195	185	5
<b>Dispositions - Police</b>					
Serviced (Report Due):	582	678	2764	2891	(4)
Serviced/Notes:	1854	1824	9327	7983	17
Serviced/NI:	57	72	375	355	6
Cancelled By Complainant	48	47	212	175	21
Cancelled By Police:	9	2	34	19	79
Gone On Arrival:	1	2	4	8	(50)
Other Jurisdiction:	7	6	24	40	(40)
Duplicate:	10	5	31	34	(9)
<b>Dispositions - Fire</b>					
Serviced:	434	446	2002	1869	7
Transported:	81	61	454	429	6
No Transport:	8	15	48	73	(34)
Cancelled By Fire:	15	16	47	34	38
Other Jurisdiction:	0	0	2	19	(89)
Unfounded:	4	0	12	19	(37)
Duplicate:	1	3	7	16	(56)
<b>How Received</b>					
4646:	1239	1374	5624	5709	(1)
911:	429	451	2003	1912	5
Alarm:	15	18	119	124	(4)
FAX:	29	24	162	180	(10)
In-Person:	191	184	810	776	4
Letter:	1	2	8	3	167
Mobile:	11	5	35	22	59
Radio:	1052	1018	5991	4815	24
Unknown/Not Entered:	1	1	2	1	100
<b>Alarms</b>					
Police:	78	97	503	457	10
Fire:	30	34	205	212	(3)
Medical Alert:	25	12	82	70	17
<b>Select CAD IncidentTypes:</b>					
Animal:	102	87	388	315	23
Disturbances:	228	280	958	970	(1)
Fingerprints:	19	21	99	117	(15)
Child Passenger Seat Inspection:	0	7	47	54	(13)





# Dover Police Departmental Monthly Report

E

Data Source Last Updated On:  
February 26, 2020 11:18 am

## 2019 CAD CFS Summaries

Revised 01/23/2013

Crystal 2016

<b>June</b>	<b>2019 Monthly</b>	<b>2018 Monthly</b>	<b>2019 YTD</b>	<b>2018 YTD</b>	<b>YTD +,(-) % Difference</b>
<b>Incidents:</b>	3123	3189	18044	16827	7
Police:	2669	2755	15309	14228	8
Fire:	519	506	2998	2852	5
Police Only:	2567	2658	14814	13765	8
Fire Only:	417	409	2503	2389	5
Police/Fire Combined	102	97	495	463	7
Other	37	25	232	210	10
<b>Dispositions - Police</b>					
Serviced (Report Due):	654	614	3418	3505	(2)
Serviced/Notes:	1935	1995	11262	9978	13
Serviced/NI:	40	80	415	435	(5)
Cancelled By Complainant	52	47	264	222	19
Cancelled By Police:	12	5	46	24	92
Gone On Arrival:	0	1	4	9	(56)
Other Jurisdiction:	2	10	26	50	(48)
Duplicate:	7	6	38	40	(5)
<b>Dispositions - Fire</b>					
Serviced:	433	438	2435	2307	6
Transported:	77	62	531	491	8
No Transport:	13	11	61	84	(27)
Cancelled By Fire:	11	6	58	40	45
Other Jurisdiction:	0	3	2	22	(91)
Unfounded:	2	0	14	21	(33)
Duplicate:	0	0	7	16	(56)
<b>How Received</b>					
4646:	1339	1247	6963	6956	0
911:	426	417	2429	2329	4
Alarm:	19	16	138	140	(1)
FAX:	40	23	202	203	0
In-Person:	153	177	963	953	1
Letter:	6	0	14	3	367
Mobile:	3	9	38	31	23
Radio:	1103	1285	7094	6100	16
Unknown/Not Entered:	0	1	2	2	0
<b>Alarms</b>					
Police:	75	102	578	559	3
Fire:	50	42	255	254	0
Medical Alert:	14	19	96	89	8
<b>Select CAD IncidentTypes:</b>					
Animal:	95	84	483	399	21
Disturbances:	288	224	1246	1194	4
Fingerprints:	15	19	114	136	(16)
Child Passenger Seat Inspection:	9	5	56	59	(5)



# Dover Police Departmental Monthly Report

E

Data Source Last Updated On:  
February 26, 2020 11:18 am

## 2019 CAD CFS Summaries

Revised 01/23/2013

Crystal 2016

<b>July</b>	<b>2019 Monthly</b>	<b>2018 Monthly</b>	<b>2019 YTD</b>	<b>2018 YTD</b>	<b>YTD +,(-) % Difference</b>
<b>Incidents:</b>	3270	3156	21314	19983	7
Police:	2798	2660	18107	16888	7
Fire:	538	502	3536	3354	5
Police Only:	2691	2602	17505	16367	7
Fire Only:	431	444	2934	2833	4
Police/Fire Combined	107	58	602	521	16
Other	41	52	273	262	4
<b>Dispositions - Police</b>					
Serviced (Report Due):	654	642	4072	4147	(2)
Serviced/Notes:	2041	1870	13303	11848	12
Serviced/NI:	56	87	471	522	(10)
Cancelled By Complainant	52	48	316	270	17
Cancelled By Police:	21	6	67	30	123
Gone On Arrival:	2	3	6	12	(50)
Other Jurisdiction:	8	4	34	54	(37)
Duplicate:	9	10	47	50	(6)
<b>Dispositions - Fire</b>					
Serviced:	422	402	2857	2709	5
Transported:	96	104	627	595	5
No Transport:	9	7	70	91	(23)
Cancelled By Fire:	12	5	70	45	56
Other Jurisdiction:	5	1	7	23	(70)
Unfounded:	8	0	22	24	(8)
Duplicate:	2	3	9	19	(53)
<b>How Received</b>					
4646:	1393	1362	8356	8318	0
911:	414	420	2843	2749	3
Alarm:	20	19	158	159	(1)
FAX:	44	37	246	240	3
In-Person:	205	202	1168	1155	1
Letter:	1	4	15	7	114
Mobile:	6	3	44	34	29
Radio:	1157	1085	8251	7185	15
Unknown/Not Entered:	0	0	2	2	0
<b>Alarms</b>					
Police:	77	135	655	694	(6)
Fire:	59	77	314	331	(5)
Medical Alert:	17	15	113	104	9
<b>Select CAD IncidentTypes:</b>					
Animal:	86	105	569	504	13
Disturbances:	270	278	1516	1472	3
Fingerprints:	16	22	130	158	(18)
Child Passenger Seat Inspection:	12	9	68	68	0



# Dover Police Departmental Monthly Report

E

Data Source Last Updated On:  
February 26, 2020 11:18 am

## 2019 CAD CFS Summaries

Revised 01/23/2013

Crystal 2016

<b>August</b>	<b>2019</b>	<b>2018</b>	<b>2019</b>	<b>2018</b>	<b>YTD +,(-)</b>
	<b>Monthly</b>	<b>Monthly</b>	<b>YTD</b>	<b>YTD</b>	<b>% Difference</b>
<b>Incidents:</b>	3049	3187	24363	23170	5
Police:	2577	2739	20684	19627	5
Fire:	518	498	4054	3852	5
Police Only:	2489	2652	19994	19019	5
Fire Only:	430	411	3364	3244	4
Police/Fire Combined	88	87	690	608	13
Other	42	37	315	299	5
<b>Dispositions - Police</b>					
Serviced (Report Due):	611	563	4683	4710	(1)
Serviced/Notes:	1863	2002	15166	13850	10
Serviced/NI:	70	104	541	626	(14)
Cancelled By Complainant	48	55	364	325	12
Cancelled By Police:	21	9	88	39	126
Gone On Arrival:	1	0	7	12	(42)
Other Jurisdiction:	6	8	40	62	(35)
Duplicate:	5	7	52	57	(9)
<b>Dispositions - Fire</b>					
Serviced:	419	385	3276	3094	6
Transported:	92	89	719	684	5
No Transport:	14	20	84	111	(24)
Cancelled By Fire:	12	9	82	54	52
Other Jurisdiction:	0	3	7	26	(73)
Unfounded:	2	0	24	26	(8)
Duplicate:	0	1	9	20	(55)
<b>How Received</b>					
4646:	1378	1209	9734	9527	2
911:	454	409	3297	3158	4
Alarm:	19	45	177	204	(13)
FAX:	35	41	281	281	0
In-Person:	179	211	1347	1366	(1)
Letter:	1	1	16	8	100
Mobile:	3	13	47	47	0
Radio:	936	1229	9187	8414	9
Unknown/Not Entered:	0	2	2	4	(50)
<b>Alarms</b>					
Police:	89	118	744	812	(8)
Fire:	65	75	379	406	(7)
Medical Alert:	13	14	126	118	7
<b>Select CAD IncidentTypes:</b>					
Animal:	93	84	662	588	13
Disturbances:	311	220	1827	1692	8
Fingerprints:	20	29	150	187	(20)
Child Passenger Seat Inspection:	4	10	72	78	(8)



# Dover Police Departmental Monthly Report

E

Data Source Last Updated On:  
February 26, 2020 11:18 am

## 2019 CAD CFS Summaries

Revised 01/23/2013

Crystal 2016

<b>September</b>	<b>2019</b>	<b>2018</b>	<b>2019</b>	<b>2018</b>	<b>YTD +,(-)</b>
	<b>Monthly</b>	<b>Monthly</b>	<b>YTD</b>	<b>YTD</b>	<b>% Difference</b>
<b>Incidents:</b>	2820	3118	27183	26288	3
Police:	2392	2670	23076	22297	3
Fire:	500	495	4554	4347	5
Police Only:	2301	2581	22295	21600	3
Fire Only:	409	406	3773	3650	3
Police/Fire Combined	91	89	781	697	12
Other	19	42	334	341	(2)
<b>Dispositions - Police</b>					
Serviced (Report Due):	576	646	5259	5356	(2)
Serviced/Notes:	1733	1895	16899	15745	7
Serviced/NI:	43	73	584	699	(16)
Cancelled By Complainant	44	41	408	366	11
Cancelled By Police:	11	4	99	43	130
Gone On Arrival:	3	1	10	13	(23)
Other Jurisdiction:	5	11	45	73	(38)
Duplicate:	3	8	55	65	(15)
<b>Dispositions - Fire</b>					
Serviced:	403	372	3679	3466	6
Transported:	85	103	804	787	2
No Transport:	7	20	91	131	(31)
Cancelled By Fire:	9	9	91	63	44
Other Jurisdiction:	0	8	7	34	(79)
Unfounded:	5	0	29	26	12
Duplicate:	3	0	12	20	(40)
<b>How Received</b>					
4646:	1227	1311	10961	10838	1
911:	440	416	3737	3574	5
Alarm:	10	17	187	221	(15)
FAX:	29	38	310	319	(3)
In-Person:	155	184	1502	1550	(3)
Letter:	1	3	17	11	55
Mobile:	0	6	47	53	(11)
Radio:	932	1115	10119	9529	6
Unknown/Not Entered:	0	0	2	4	(50)
<b>Alarms</b>					
Police:	77	102	821	914	(10)
Fire:	34	51	413	457	(10)
Medical Alert:	15	20	141	138	2
<b>Select CAD IncidentTypes:</b>					
Animal:	88	89	750	677	11
Disturbances:	274	308	2101	2000	5
Fingerprints:	17	28	167	215	(22)
Child Passenger Seat Inspection:	17	12	89	90	(1)



# Dover Police Departmental Monthly Report

E

Data Source Last Updated On:  
February 26, 2020 11:18 am

## 2019 CAD CFS Summaries

Revised 01/23/2013

Crystal 2016

<b>October</b>	<b>2019</b>	<b>2018</b>	<b>2019</b>	<b>2018</b>	<b>YTD +,(-)</b>
	<b>Monthly</b>	<b>Monthly</b>	<b>YTD</b>	<b>YTD</b>	<b>% Difference</b>
<b>Incidents:</b>	3051	3029	30234	29317	3
Police:	2548	2554	25624	24851	3
Fire:	540	535	5094	4882	4
Police Only:	2462	2448	24757	24048	3
Fire Only:	454	429	4227	4079	4
Police/Fire Combined	86	106	867	803	8
Other	49	46	383	387	(1)
<b>Dispositions - Police</b>					
Serviced (Report Due):	609	680	5868	6036	(3)
Serviced/Notes:	1857	1732	18756	17477	7
Serviced/NI:	48	101	632	800	(21)
Cancelled By Complainant	42	32	450	398	13
Cancelled By Police:	9	2	108	45	140
Gone On Arrival:	0	1	10	14	(29)
Other Jurisdiction:	7	9	52	82	(37)
Duplicate:	8	9	63	74	(15)
<b>Dispositions - Fire</b>					
Serviced:	446	456	4125	3922	5
Transported:	97	72	901	859	5
No Transport:	10	10	101	141	(28)
Cancelled By Fire:	7	15	98	78	26
Other Jurisdiction:	3	1	10	35	(71)
Unfounded:	4	0	33	27	22
Duplicate:	3	2	15	22	(32)
<b>How Received</b>					
4646:	1332	1201	12293	12039	2
911:	419	476	4156	4050	3
Alarm:	17	26	204	247	(17)
FAX:	36	36	346	355	(3)
In-Person:	161	252	1663	1802	(8)
Letter:	0	3	17	14	21
Mobile:	5	15	52	68	(24)
Radio:	1038	1004	11157	10533	6
Unknown/Not Entered:	0	0	2	4	(50)
<b>Alarms</b>					
Police:	98	91	919	1005	(9)
Fire:	51	47	464	504	(8)
Medical Alert:	15	7	156	145	8
<b>Select CAD IncidentTypes:</b>					
Animal:	64	150	814	827	(2)
Disturbances:	231	232	2332	2232	4
Fingerprints:	20	25	187	240	(22)
Child Passenger Seat Inspection:	9	13	98	103	(5)



# Dover Police Departmental Monthly Report

E

Data Source Last Updated On:  
February 26, 2020 11:18 am

## 2019 CAD CFS Summaries

Revised 01/23/2013

Crystal 2016

<b>November</b>	<b>2019</b>	<b>2018</b>	<b>2019</b>	<b>2018</b>	<b>YTD +,(-)</b>
	<b>Monthly</b>	<b>Monthly</b>	<b>YTD</b>	<b>YTD</b>	<b>% Difference</b>
<b>Incidents:</b>	2693	2617	32927	31934	3
Police:	2242	2171	27866	27022	3
Fire:	502	505	5596	5387	4
Police Only:	2156	2083	26913	26131	3
Fire Only:	416	417	4643	4496	3
Police/Fire Combined	86	88	953	891	7
Other	35	29	418	416	0
<b>Dispositions - Police</b>					
Serviced (Report Due):	566	615	6434	6651	(3)
Serviced/Notes:	1611	1434	20367	18911	8
Serviced/NI:	24	51	656	851	(23)
Cancelled By Complainant	34	57	484	455	6
Cancelled By Police:	13	6	121	51	137
Gone On Arrival:	0	0	10	14	(29)
Other Jurisdiction:	4	9	56	91	(38)
Duplicate:	12	4	75	78	(4)
<b>Dispositions - Fire</b>					
Serviced:	333	417	4458	4339	3
Transported:	155	71	1056	930	14
No Transport:	17	15	118	156	(24)
Cancelled By Fire:	11	7	109	85	28
Other Jurisdiction:	0	2	10	37	(73)
Unfounded:	3	0	36	32	13
Duplicate:	4	1	19	23	(17)
<b>How Received</b>					
4646:	1162	1262	13455	13301	1
911:	414	431	4570	4481	2
Alarm:	13	37	217	284	(24)
FAX:	37	29	383	384	0
In-Person:	139	121	1802	1923	(6)
Letter:	2	2	19	16	19
Mobile:	4	13	56	81	(31)
Radio:	898	706	12055	11239	7
Unknown/Not Entered:	0	0	2	4	(50)
<b>Alarms</b>					
Police:	102	121	1021	1126	(9)
Fire:	44	54	508	558	(9)
Medical Alert:	14	26	170	171	(1)
<b>Select CAD IncidentTypes:</b>					
Animal:	66	69	880	896	(2)
Disturbances:	187	231	2519	2463	2
Fingerprints:	17	17	204	257	(21)
Child Passenger Seat Inspection:	7	7	105	110	(5)



# Dover Police Departmental Monthly Report

E

Data Source Last Updated On:  
February 26, 2020 11:18 am

## 2019 CAD CFS Summaries

Revised 01/23/2013

Crystal 2016

<b>December</b>	<b>2019</b>	<b>2018</b>	<b>2019</b>	<b>2018</b>	<b>YTD +,(-)</b>
	<b>Monthly</b>	<b>Monthly</b>	<b>YTD</b>	<b>YTD</b>	<b>% Difference</b>
<b>Incidents:</b>	2936	2809	35863	34743	3
Police:	2480	2391	30346	29413	3
Fire:	509	477	6105	5864	4
Police Only:	2391	2303	29304	28434	3
Fire Only:	420	389	5063	4885	4
Police/Fire Combined	89	88	1042	979	6
Other	36	29	454	445	2
<b>Dispositions - Police</b>					
Serviced (Report Due):	541	606	6975	7257	(4)
Serviced/Notes:	1865	1681	22232	20592	8
Serviced/NI:	34	60	690	911	(24)
Cancelled By Complainant	46	30	530	485	9
Cancelled By Police:	17	4	138	55	151
Gone On Arrival:	1	2	11	16	(31)
Other Jurisdiction:	7	6	63	97	(35)
Duplicate:	8	5	83	83	0
<b>Dispositions - Fire</b>					
Serviced:	413	381	4871	4720	3
Transported:	99	82	1155	1012	14
No Transport:	9	14	127	170	(25)
Cancelled By Fire:	10	8	119	93	28
Other Jurisdiction:	0	0	10	37	(73)
Unfounded:	0	0	36	36	0
Duplicate:	1	2	20	25	(20)
<b>How Received</b>					
4646:	1303	1084	14758	14385	3
911:	445	414	5015	4895	2
Alarm:	20	26	237	310	(24)
FAX:	53	35	436	419	4
In-Person:	157	154	1959	2077	(6)
Letter:	4	5	23	21	10
Mobile:	6	5	62	86	(28)
Radio:	916	1064	12971	12303	5
Unknown/Not Entered:	0	0	2	4	(50)
<b>Alarms</b>					
Police:	104	112	1125	1238	(9)
Fire:	28	32	536	590	(9)
Medical Alert:	14	12	184	183	1
<b>Select CAD IncidentTypes:</b>					
Animal:	51	67	931	963	(3)
Disturbances:	179	219	2698	2682	1
Fingerprints:	21	21	225	278	(19)
Child Passenger Seat Inspection:	5	7	110	117	(6)

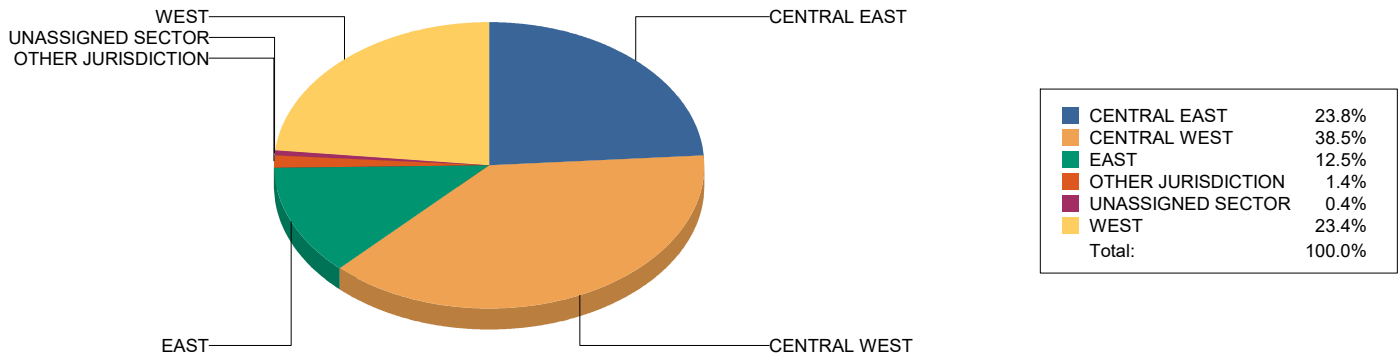


Data Source Last Updated On:  
2/26/2020 11:21:17AM

## Dover Police Departmental Monthly Report 2019 Public Safety Calls for Service by Beat 01/01/2019 to 12/31/2019


E1

### CAD Incidents by Patrol Sector (Beat)



<u>Patrol Sector/Beat</u>	<u>CAD Incident Total Per Sector</u>
CENTRAL EAST	8,550
CENTRAL WEST	13,796
EAST	4,486
OTHER JURISDICTION	495
UNASSIGNED SECTOR	133
WEST	8,403
<b>Grand Total:</b>	<b>35863</b>

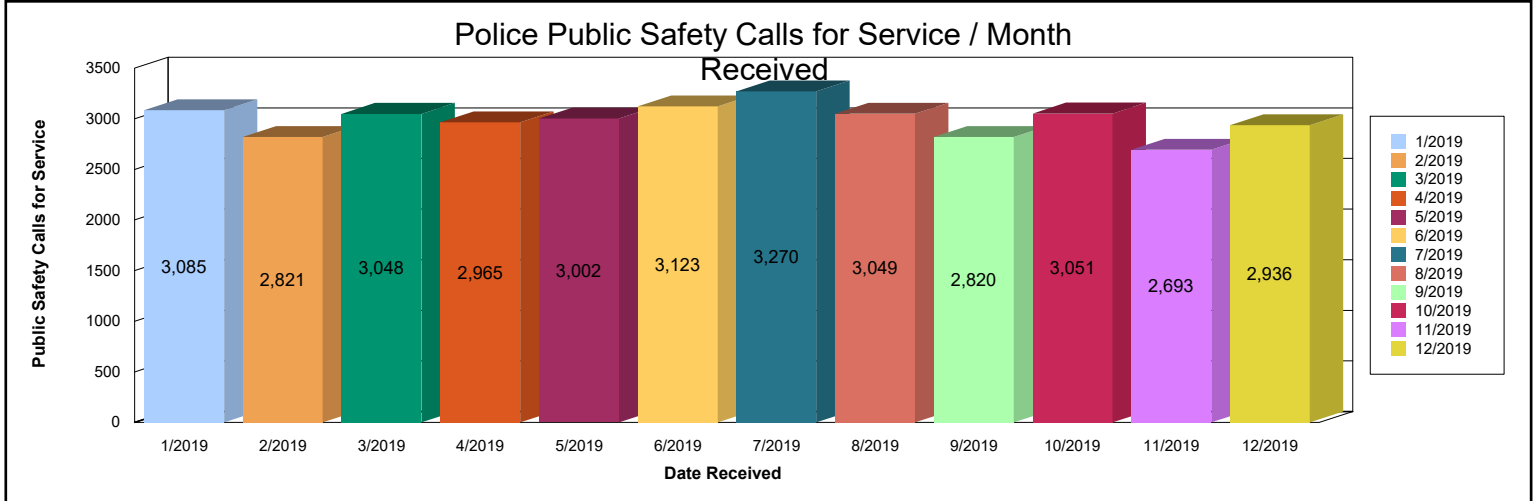




Data Source Last Updated On:  
February 26, 2020 11:48:21 am

## Dover New Hampshire Police Department 2019 Public Safety Calls for Service

**E2 1**  
Crystal 2016



Month	Total Calls	Police Only Calls / % of Total		Fire Only Calls / % of Total		Police & Fire Calls / % of Total		Other Unassigned Calls / % of Total		Police Incident Counts by Patrol Sectors / Beat					
		CE	CW	E	W	OJ	ND*								
January	3085	2506	81	452	15	82	3	45	1	646	986	313	623	10	10
February	2821	2292	81	409	14	79	3	41	1	585	952	281	538	11	4
March	3048	2532	83	404	13	76	2	36	1	586	976	295	734	9	8
April	2965	2477	84	391	13	63	2	34	1	573	1002	290	642	22	11
May	3002	2440	81	430	14	93	3	39	1	584	994	288	646	9	12
June	3123	2567	82	417	13	102	3	37	1	617	1077	275	679	14	7
July	3270	2691	82	431	13	107	3	41	1	650	1212	265	634	25	12
August	3049	2489	82	430	14	88	3	42	1	678	1117	239	508	27	8
September	2820	2301	82	409	15	91	3	19	1	581	975	302	508	13	13
October	3051	2462	81	454	15	86	3	49	2	685	979	287	576	16	5
November	2693	2156	80	416	15	86	3	35	1	518	896	286	522	16	4
December	2936	2391	81	420	14	89	3	36	1	542	1041	288	573	16	20

Year to Date	Total Calls	Police Only	Fire Only	Police & Fire	Other Unassigned	CE	CW	E	W	OJ	ND*				
Totals	35863	29304	82	5063	14	1042	3	454	1	7245	12207	3409	7183	188	114
Percentages Based upon	30,346 "Police Only" and "Police & Fire" Calls for Service					23.9%	40.2%	11.2%	23.7%	0.6%	0.4%				

Call for Service Data Selection Range:	How Received
01/01/2019 To 12/31/2019	4646 <b>14758</b> Alarm <b>237</b> Letter <b>23</b> Desk <b>353</b>
	Radio <b>12971</b> In-Person <b>1959</b> FAX <b>436</b>
	911 <b>5015</b> Mobile <b>62</b> Unknown <b>2</b>

\*ND = Sector/Beat Not Designated in CFS

**Sectors/Beats:**

CE: Central East      E: East      ND: Not Designated in CFS  
 CW: Central West      W: West      OJ: Other Jurisdiction

Combined Totals Police Only & Police/Fire: **30346**

Combined Totals Fire Only & Police/Fire: **6105**



Data Source Last Updated On:  
February 26, 2020 11:50 am

## Dover New Hampshire Police Department POLICE CAD INCIDENTS BY PRIORITY

**E3**

Crystal 2016

From: **January 01, 2019**

Report Updated: 06/11/2015

To: **December 31, 2019**

**Priority ratings and response criteria:**

1. **PRIORITY ONE:** Calls for service within this assignment category require IMMEDIATE RESPONSE. Priority one calls include:
  - a. Crimes that are in progress.
  - b. Incidents where the IMMEDIATE response of police is necessary to protect citizens in life-threatening situations, or where the risk exists of serious injury to individuals or the public at large.  
Ex: Theft IP, Dist-V, Crim Misch-IP, Accid-Injury, Hit & Run IP, Med Aid, Panic Alarm, Robbery IP, Burglary IP...
2. **PRIORITY TWO:** Calls for service within this assignment category require RAPID RESPONSE. Priority two calls include:
  - a. Crimes or incidents that are not in-progress, but which require RAPID police response to investigate criminal activity in order to preserve evidence, locate witnesses or provide for public safety.
  - b. This category also includes order maintenance and disturbance calls which indicate a potential for property damage.  
Ex: Susp Act IP, Assault NIP, Dist-Domestic, Viol Restrn Ord, Harassment IP, Burglary NIP...
3. **PRIORITY THREE:** Calls for service within this assignment category require a TIMELY RESPONSE. Priority three calls include:
  - a. Order maintenance, disturbance and noise violations where there is no known potential for damage or injury.  
Ex: Check-up, Dist-NV, Dist-MV, Welfare Chk 911, Accident, Protective Cust, Road Hazzard, Dist-Party...
4. **PRIORITY FOUR:** Calls for service within this category are defined as calls that require that police response be made AS OFFICERS BECOME AVAILABLE. Priority Four calls include:
  - a. Calls for service for non-criminal related activity, as well as crimes reported well after they have been committed where a police response is requested.  
Ex: Deliver Message, Tow, Littering, Fingerprint, Assistance, Police Info, Theft NIP, Vin Check, Abandoned MV, Animal...
5. **PRIORITY FIVE:** Motor Vehicle Stops

**CAD Priority Code 1 : 2,142**


**CAD Priority Code 2 : 1,264**

**CAD Priority Code 3 : 6,741**

**CAD Priority Code 4 : 8,830**

**CAD Priority Code 5 : 11,369**

**Total CAD Priority Codes 30,346**



Data Source Last Updated On:  
February 26, 2020 11:52 am

# Dover New Hampshire Police Department

CM

## CAD Police Priority Code Response Times 2019

Crystal 2016

Response Times Based on First Unit Arriving ONLOC

For the purpose of this report, response time is the time span between the time the call was first received until the arrival of the first police responder on location.

CAD Incident Exclusions:

Priority Five Codes (MV Stops)

CAD Incident Type Codes:

- 38MA - Med Aid,
- F\* - Fire CAD Codes,
- 33FA - Fire Alarm

Data Found From: December 01, 2019  
To: December 31, 2019

Revised: 06/10/2015

### Priority One

Double Click in Red Box for CAD Incident Details



MM : SS

Incidents for this Month:	<b>120</b>	Average Dispatch Time	2 : 15
Response Time Less Than 6 Minutes:	<b>67 / 56%</b>	Average Response Time	4 : 53
Response Time Equal To or Greater Than 6 Minutes:	<b>53 / 44%</b>	Average Combined Time	7 : 8

### Priority Two

Double Click in Red Box for CAD Incident Details



MM : SS

Incidents for this Month:	<b>74</b>	Average Dispatch Time	4 : 49
Response Time Less Than 6 Minutes:	<b>26 / 35%</b>	Average Response Time	5 : 13
Response Time Equal To or Greater Than 6 Minutes:	<b>48 / 65%</b>	Average Combined Time	10 : 3

### Priority Three

Double Click in Red Box for CAD Incident Details



MM : SS

Incidents for this Month:	<b>421</b>	Average Dispatch Time	7 : 6
Response Time Less Than 6 Minutes:	<b>126 / 30%</b>	Average Response Time	6 : 0
Response Time Equal To or Greater Than 6 Minutes:	<b>295 / 70%</b>	Average Combined Time	13 : 7

### Priority Four

Double Click in Red Box for CAD Incident Details



MM : SS


Incidents for this Month:	<b>416</b>	Average Dispatch Time	146 : 38
Response Time Less Than 6 Minutes:	<b>102 / 25%</b>	Average Response Time	6 : 12
Response Time Equal To or Greater Than 6 Minutes:	<b>314 / 75%</b>	Average Combined Time	152 : 50

### Combined

Priority  
Incident Totals:  
**1031**

MM : SS

Average Dispatch Time	62 : 41
Average Response Time	5 : 54
Average Combined Time	68 : 35



Data Source Last Updated On:  
February 26, 2020 11:53 am

E4

**Dover, New Hampshire Police Department**  
**2019 YTD CAD MV STOP Response Times by Month**  
 Response Times Based on First Unit Dispatched and On Location  
 Search Criteria: CAD Code: 999 - MV STOP

**Time Spent on MV Stop from Time Dispatched to Time Cleared**

From: **January 01, 2019**  
 To: **December 31, 2019**

Crystal 2016

**JANUARY**

<b>JANUARY</b>	<b>Interval Seconds</b>	<b>Interval MM : SS</b>	<b>Interval Average</b>	<b>MM : SS</b>
MV Stops	Dispatch 21041	Dispatch 350 : 41	Average Dispatch	0 : 20
<b>1039</b>	Response 32	Response 0 : 32	Average Response	0 : 0
	Combined 21073	Combined 351 : 13	Average Combined	0 : 20
	Cleared 490127	Cleared 8168 : 47	Average Cleared	7 : 51

**FEBRUARY**

<b>FEBRUARY</b>	<b>Interval Seconds</b>	<b>Interval MM : SS</b>	<b>Interval Average</b>	<b>MM : SS</b>
MV Stops	Dispatch 20314	Dispatch 338 : 34	Average Dispatch	0 : 21
<b>936</b>	Response 25	Response 0 : 25	Average Response	0 : 0
	Combined 20339	Combined 338 : 59	Average Combined	0 : 21
	Cleared 439966	Cleared 7332 : 46	Average Cleared	7 : 50

**MARCH**

<b>MARCH</b>	<b>Interval Seconds</b>	<b>Interval MM : SS</b>	<b>Interval Average</b>	<b>MM : SS</b>
MV Stops	Dispatch 23459	Dispatch 390 : 59	Average Dispatch	0 : 21
<b>1074</b>	Response 68	Response 1 : 8	Average Response	0 : 0
	Combined 23527	Combined 392 : 7	Average Combined	0 : 21
	Cleared 517401	Cleared 8623 : 21	Average Cleared	8 : 1

**APRIL**

<b>APRIL</b>	<b>Interval Seconds</b>	<b>Interval MM : SS</b>	<b>Interval Average</b>	<b>MM : SS</b>
MV Stops	Dispatch 21745	Dispatch 362 : 25	Average Dispatch	0 : 21
<b>999</b>	Response 47	Response 0 : 47	Average Response	0 : 0
	Combined 21792	Combined 363 : 12	Average Combined	0 : 21
	Cleared 427081	Cleared 7118 : 1	Average Cleared	7 : 7

**MAY**

<b>MAY</b>	<b>Interval Seconds</b>	<b>Interval MM : SS</b>	<b>Interval Average</b>	<b>MM : SS</b>
MV Stops	Dispatch 18264	Dispatch 304 : 24	Average Dispatch	0 : 21
<b>836</b>	Response 29	Response 0 : 29	Average Response	0 : 0
	Combined 18293	Combined 304 : 53	Average Combined	0 : 21
	Cleared 391898	Cleared 6531 : 38	Average Cleared	7 : 48

**JUNE**

<b>JUNE</b>		<b>Interval Seconds</b>	<b>Interval MM : SS</b>	<b>Interval Average</b>	<b>MM : SS</b>	
MV Stops	Dispatch	18997	Dispatch	316 : 37	Average Dispatch	0 : 23
<b>819</b>	Response	29	Response	0 : 29	Average Response	0 : 0
	Combined	19026	Combined	317 : 6	Average Combined	0 : 23
	Cleared	402428	Cleared	6707 : 8	Average Cleared	8 : 11

### JULY

<b>JULY</b>		<b>Interval Seconds</b>	<b>Interval MM : SS</b>	<b>Interval Average</b>	<b>MM : SS</b>	
MV Stops	Dispatch	16720	Dispatch	278 : 40	Average Dispatch	0 : 22
<b>731</b>	Response	383	Response	6 : 23	Average Response	0 : 0
	Combined	17103	Combined	285 : 3	Average Combined	0 : 23
	Cleared	356592	Cleared	5943 : 12	Average Cleared	8 : 7

### AUGUST

<b>AUGUST</b>		<b>Interval Seconds</b>	<b>Interval MM : SS</b>	<b>Interval Average</b>	<b>MM : SS</b>	
MV Stops	Dispatch	12262	Dispatch	204 : 22	Average Dispatch	0 : 21
<b>569</b>	Response	12	Response	0 : 12	Average Response	0 : 0
	Combined	12274	Combined	204 : 34	Average Combined	0 : 21
	Cleared	269868	Cleared	4497 : 48	Average Cleared	7 : 54

### SEPTEMBER

<b>SEPTEMBER</b>		<b>Interval Seconds</b>	<b>Interval MM : SS</b>	<b>Interval Average</b>	<b>MM : SS</b>	
MV Stops	Dispatch	12955	Dispatch	215 : 55	Average Dispatch	0 : 22
<b>586</b>	Response	77	Response	1 : 17	Average Response	0 : 0
	Combined	13032	Combined	217 : 12	Average Combined	0 : 22
	Cleared	285389	Cleared	4756 : 29	Average Cleared	8 : 7

### OCTOBER

<b>OCTOBER</b>		<b>Interval Seconds</b>	<b>Interval MM : SS</b>	<b>Interval Average</b>	<b>MM : SS</b>	
MV Stops	Dispatch	16683	Dispatch	278 : 3	Average Dispatch	0 : 23
<b>723</b>	Response	111	Response	1 : 51	Average Response	0 : 0
	Combined	16794	Combined	279 : 54	Average Combined	0 : 23
	Cleared	366617	Cleared	6110 : 17	Average Cleared	8 : 27

### NOVEMBER

<b>NOVEMBER</b>		<b>Interval Seconds</b>	<b>Interval MM : SS</b>	<b>Interval Average</b>	<b>MM : SS</b>	
MV Stops	Dispatch	15367	Dispatch	256 : 7	Average Dispatch	0 : 23
<b>642</b>	Response	952	Response	15 : 52	Average Response	0 : 1
	Combined	16319	Combined	271 : 59	Average Combined	0 : 25
	Cleared	347374	Cleared	5789 : 34	Average Cleared	9 : 1

### DECEMBER

<b>DECEMBER</b>		<b>Interval Seconds</b>	<b>Interval MM : SS</b>	<b>Interval Average</b>	<b>MM : SS</b>	
MV Stops	Dispatch	15371	Dispatch	256 : 11	Average Dispatch	0 : 22
<b>670</b>	Response	77	Response	1 : 17	Average Response	0 : 0
	Combined	15448	Combined	257 : 28	Average Combined	0 : 23
	Cleared	369278	Cleared	6154 : 38	Average Cleared	9 : 11

<b>MV Stop Totals</b>	<b>Total Interval Seconds</b>	<b>Total Interval MM : SS</b>	<b>Average Interval</b>	<b>MM : SS</b>
<b>9624</b>	Dispatch	Dispatch	Average Dispatch Time	0 : 22
	Response	Response	Average Response Time	0 : 0
	Combined	Combined	Average Combined Time	0 : 22
	Cleared	Cleared	Average Clearance Time	8 : 4
<b>1295</b>				



Data Source Last Updated On:  
February 26, 2020 11:54 am

## Dover New Hampshire Police Department 2019 YTD CAD Incidents

**E4**

### Requiring More Than One Unit Reponse Where Police Unit(s) Were Assigned and Placed On Location

Crystal 2016

From: January 01, 2019  
To: December 31, 2019

Report  
Revised:  
2019-03-20

<u>MONTH</u>	<u>INCIDENTS w/ POLICE UNITS ON-LOCATION</u>	<u>INCIDENTS REQUIRING MORE THAN ONE UNIT</u>	<u>SHIFT COMMANDER RESPONDING AS BACKUP</u>	<u>SHIFT COMMANDER ONLY RESPONDING</u>	<u>SHIFT COMMANDER COMBINED (BACKUP AND ONLY RESPONDER</u>	<u>PERCENT OF INCIDENTS w/ MORE THAN ONE UNIT</u>
<u>JANUARY</u>	2066	231	47	33	80	11 %
<u>FEBRUARY</u>	1917	221	37	25	62	12 %
<u>MARCH</u>	2080	239	53	43	96	11 %
<u>APRIL</u>	2052	236	56	41	97	12 %
<u>MAY</u>	1967	257	71	50	121	13 %
<u>JUNE</u>	2021	308	88	41	129	15 %
<u>JULY</u>	2179	354	84	38	122	16 %
<u>AUGUST</u>	1971	329	78	50	128	17 %
<u>SEPTEMBER</u>	1859	300	81	38	119	16 %
<u>OCTOBER</u>	1983	296	71	28	99	15 %
<u>NOVEMBER</u>	1690	244	56	31	87	14 %
<u>DECEMBER</u>	1856	267	55	26	81	14 %
<b>YTD Totals</b>	<b>23641</b>	<b>3282</b>	<b>777</b>	<b>444</b>	<b>1221</b>	<b>14 %</b>



Data Source Last Updated on:  
February 26, 2020 11:56 am

## Dover New Hampshire Police Department

### 2019 Motor Vehicle Enforcement Summaries

Data Collected from MVCitations

**F**  
Crystal 2016

## January

	2019 January	2018 January	2019 YTD	2018 YTD	+,- YTD % Dif.
Violations (Summons/Warnings):	1089	788	1089	788	38
Summons:	76	85	76	85	(11)
Warning:	1014	703	1014	703	44
Voided:	1	0	1	0	100
Child Restraints (265:107A):	0	1	0	1	(100)
Summons:	0	0	0	0	0
Warning:	0	1	0	1	(100)
Conduct After an Accident (264:25)	0	2	0	2	(100)
Driving After Revocation/Suspension (263:64):	11	9	11	9	22
Equipment Violations(266:27-74):	198	173	198	173	14
Misuse/Fail Display Plates (261:176):	63	38	63	38	66
Operating w/o Valid License (263:1)	2	13	2	13	(85)
Reckless Operation (265:79)	2	0	2	0	200
Solid/Yellow Line (265:22)	2	1	2	1	100
Speed (265:60, 265:64, 265:66):	360	167	360	167	116
Summons:	24	6	24	6	300
Warning:	337	161	337	161	109
Stop/Yield Sign Viols. (265:28,29,30,31):	69	38	69	38	82
Traffic Light (265:9,10,12):	39	34	39	34	15
Uninspected: (266:5):	61	66	61	66	(8)
Unregistered Vehicle (261:40):	62	61	62	61	2
Use of Mobile Electronic Device While Driving - Hands Free (265:79-C)Eff.7/2015	20	36	20	36	(44)
Summons:	4	12	4	12	(67)
Warning:	16	24	16	24	(33)
All Other:	199	149	199	149	34
Summons:	13	9	13	9	44
Warning:	186	140	186	140	33



Data Source Last Updated on:  
February 26, 2020 11:56 am

## Dover New Hampshire Police Department

### 2019 Motor Vehicle Enforcement Summaries

Data Collected from MVCitations

**F**  
Crystal 2016

## February

Page 2 of 12

	2019 February	2018 February	2019 YTD	2018 YTD	+,-) YTD % Dif.
Violations (Summons/Warnings):	983	708	2072	1496	39
Summons:	86	51	162	136	19
Warning:	897	657	1911	1360	41
Voided:	0	0	1	0	100
Child Restraints (265:107A):	0	0	0	1	(100)
Summons:	0	0	0	0	0
Warning:	0	0	0	1	(100)
Conduct After an Accident (264:25)	2	3	2	5	(60)
Driving After Revocation/Suspension (263:64):	9	7	20	16	25
Equipment Violations(266:27-74):	193	136	391	309	27
Misuse/Fail Display Plates (261:176):	56	43	119	81	47
Operating w/o Valid License (263:1)	4	5	6	18	(67)
Reckless Operation (265:79)	0	0	2	0	200
Solid/Yellow Line (265:22)	5	11	7	12	(42)
Speed (265:60, 265:64, 265:66):	324	160	684	327	109
Summons:	25	2	49	8	513
Warning:	299	158	636	319	99
Stop/Yield Sign Viols. (265:28,29,30,31):	66	39	135	77	75
Traffic Light (265:9,10,12):	33	36	72	70	3
Uninspected: (266:5):	54	61	115	127	(9)
Unregistered Vehicle (261:40):	42	23	104	84	24
Use of Mobile Electronic Device While Driving - Hands Free (265:79-C)Eff.7/2015	24	34	44	70	(37)
Summons:	6	10	10	22	(55)
Warning:	18	24	34	48	(29)
All Other:	171	149	370	298	24
Summons:	11	5	24	14	71
Warning:	160	144	346	284	22





Data Source Last Updated on:  
February 26, 2020 11:56 am

## Dover New Hampshire Police Department

### 2019 Motor Vehicle Enforcement Summaries

Data Collected from MVCitations

**F**  
Crystal 2016

### March

Page 3 of 12

	2019 March	2018 March	2019 YTD	2018 YTD	+,- YTD % Dif.
Violations (Summons/Warnings):	1112	828	3184	2324	37
Summons:	126	73	288	209	38
Warning:	986	755	2897	2115	37
Voided:	2	0	3	0	300
Child Restraints (265:107A):	1	1	1	2	(50)
Summons:	1	1	1	1	0
Warning:	0	0	0	1	(100)
Conduct After an Accident (264:25)	2	1	4	6	(33)
Driving After Revocation/Suspension (263:64):	16	10	36	26	38
Equipment Violations(266:27-74):	192	154	583	463	26
Misuse/Fail Display Plates (261:176):	56	47	175	128	37
Operating w/o Valid License (263:1)	8	5	14	23	(39)
Reckless Operation (265:79)	0	0	2	0	200
Solid/Yellow Line (265:22)	3	8	10	20	(50)
Speed (265:60, 265:64, 265:66):	402	213	1086	540	101
Summons:	39	10	88	18	389
Warning:	363	203	999	522	91
Stop/Yield Sign Viols. (265:28,29,30,31):	93	55	228	132	73
Traffic Light (265:9,10,12):	22	34	94	104	(10)
Uninspected: (266:5):	69	71	184	198	(7)
Unregistered Vehicle (261:40):	37	30	141	114	24
Use of Mobile Electronic Device While Driving - Hands Free (265:79-C)Eff.7/2015	54	54	98	124	(21)
Summons:	25	21	35	43	(19)
Warning:	29	33	63	81	(22)
All Other:	156	145	526	443	19
Summons:	8	6	32	20	60
Warning:	148	139	494	423	17



Data Source Last Updated on:  
February 26, 2020 11:56 am

## Dover New Hampshire Police Department

### 2019 Motor Vehicle Enforcement Summaries


Data Collected from MVCitations

**F**  
Crystal 2016

### April

Page 4 of 12

	2019 April	2018 April	2019 YTD	2018 YTD	+,- YTD % Dif.
Violations (Summons/Warnings):	1025	1272	4209	3596	17
Summons:	106	133	394	342	15
Warning:	920	1139	3817	3254	17
Voided:	0	4	3	4	(25)
Child Restraints (265:107A):	2	0	3	2	50
Summons:	1	0	2	1	100
Warning:	1	0	1	1	0
Conduct After an Accident (264:25)	5	1	9	7	29
Driving After Revocation/Suspension (263:64):	14	9	50	35	43
Equipment Violations(266:27-74):	141	218	724	681	6
Misuse/Fail Display Plates (261:176):	41	33	216	161	34
Operating w/o Valid License (263:1)	5	3	19	26	(27)
Reckless Operation (265:79)	2	1	4	1	300
Solid/Yellow Line (265:22)	9	3	19	23	(17)
Speed (265:60, 265:64, 265:66):	421	546	1507	1086	39
Summons:	33	43	121	61	98
Warning:	388	503	1387	1025	35
Stop/Yield Sign Viols. (265:28,29,30,31):	88	63	316	195	62
Traffic Light (265:9,10,12):	21	30	115	134	(14)
Uninspected: (266:5):	45	98	229	296	(23)
Unregistered Vehicle (261:40):	40	43	181	157	15
Use of Mobile Electronic Device While Driving - Hands Free (265:79-C)Eff.7/2015	69	76	167	200	(17)
Summons:	23	41	58	84	(31)
Warning:	46	35	109	116	(6)
All Other:	122	148	648	591	10
Summons:	6	8	38	28	36
Warning:	116	140	610	563	8



Data Source Last Updated on:  
February 26, 2020 11:56 am

## Dover New Hampshire Police Department

### 2019 Motor Vehicle Enforcement Summaries

Data Collected from MVCitations

**F**  
Crystal 2016

### May

	2019 May	2018 May	2019 YTD	2018 YTD	+,- YTD % Dif.
Violations (Summons/Warnings):	883	901	5092	4497	13
Summons:	98	97	492	439	12
Warning:	786	804	4603	4058	13
Voided:	2	0	5	4	25
Child Restraints (265:107A):	1	3	4	5	(20)
Summons:	0	3	2	4	(50)
Warning:	1	0	2	1	100
Conduct After an Accident (264:25)	4	0	13	7	86
Driving After Revocation/Suspension (263:64):	14	12	64	47	36
Equipment Violations(266:27-74):	114	156	838	837	0
Misuse/Fail Display Plates (261:176):	29	32	245	193	27
Operating w/o Valid License (263:1)	3	5	22	31	(29)
Reckless Operation (265:79)	1	3	5	4	25
Solid/Yellow Line (265:22)	1	5	20	28	(29)
Speed (265:60, 265:64, 265:66):	357	351	1864	1437	30
Summons:	30	22	151	83	82
Warning:	328	329	1715	1354	27
Stop/Yield Sign Viols. (265:28,29,30,31):	70	38	386	233	66
Traffic Light (265:9,10,12):	24	28	139	162	(14)
Uninspected: (266:5):	47	55	276	351	(21)
Unregistered Vehicle (261:40):	32	18	213	175	22
Use of Mobile Electronic Device While Driving - Hands Free (265:79-C)Eff.7/2015	56	62	223	262	(15)
Summons:	20	26	78	110	(29)
Warning:	36	36	145	152	(5)
All Other:	130	133	778	724	7
Summons:	8	12	46	40	15
Warning:	122	121	732	684	7



Data Source Last Updated on:  
February 26, 2020 11:56 am

## Dover New Hampshire Police Department

### 2019 Motor Vehicle Enforcement Summaries

Data Collected from MVCitations

**F**  
Crystal 2016

### June

	2019 June	2018 June	2019 YTD	2018 YTD	+,- YTD % Dif.
Violations (Summons/Warnings):	845	1165	5937	5662	5
Summons:	106	130	598	569	5
Warning:	740	1035	5343	5093	5
Voided:	4	0	9	4	125
Child Restraints (265:107A):	0	0	4	5	(20)
Summons:	0	0	2	4	(50)
Warning:	0	0	2	1	100
Conduct After an Accident (264:25)	1	3	14	10	40
Driving After Revocation/Suspension (263:64):	15	5	79	52	52
Equipment Violations(266:27-74):	102	201	940	1038	(9)
Misuse/Fail Display Plates (261:176):	37	28	282	221	28
Operating w/o Valid License (263:1)	6	6	28	37	(24)
Reckless Operation (265:79)	0	2	5	6	(17)
Solid/Yellow Line (265:22)	6	5	26	33	(21)
Speed (265:60, 265:64, 265:66):	359	434	2223	1871	19
Summons:	36	19	187	102	83
Warning:	324	415	2039	1769	15
Stop/Yield Sign Viols. (265:28,29,30,31):	40	58	426	291	46
Traffic Light (265:9,10,12):	25	37	164	199	(18)
Uninspected: (266:5):	32	58	308	409	(25)
Unregistered Vehicle (261:40):	28	37	241	212	14
Use of Mobile Electronic Device While Driving - Hands Free (265:79-C)Eff.7/2015	56	111	279	373	(25)
Summons:	16	61	94	171	(45)
Warning:	40	50	185	202	(8)
All Other:	138	180	916	904	1
Summons:	7	13	53	53	0
Warning:	131	167	863	851	1



Data Source Last Updated on:  
February 26, 2020 11:56 am

## Dover New Hampshire Police Department

### 2019 Motor Vehicle Enforcement Summaries

Data Collected from MVCitations

**F**  
Crystal 2016

## July

	2019 July	2018 July	2019 YTD	2018 YTD	+,-) YTD % Dif.
Violations (Summons/Warnings):	736	995	6673	6657	0
Summons:	95	105	693	674	3
Warning:	641	890	5984	5983	0
Voided:	3	0	12	4	200
Child Restraints (265:107A):	1	1	5	6	(17)
Summons:	0	1	2	5	(60)
Warning:	1	0	3	1	200
Conduct After an Accident (264:25)	0	0	14	10	40
Driving After Revocation/Suspension (263:64):	12	8	91	60	52
Equipment Violations(266:27-74):	100	186	1040	1224	(15)
Misuse/Fail Display Plates (261:176):	20	28	302	249	21
Operating w/o Valid License (263:1)	5	8	33	45	(27)
Reckless Operation (265:79)	0	1	5	7	(29)
Solid/Yellow Line (265:22)	5	3	31	36	(14)
Speed (265:60, 265:64, 265:66):	287	363	2510	2234	12
Summons:	33	23	220	125	76
Warning:	254	340	2293	2109	9
Stop/Yield Sign Viols. (265:28,29,30,31):	52	36	478	327	46
Traffic Light (265:9,10,12):	17	29	181	228	(21)
Uninspected: (266:5):	26	58	334	467	(28)
Unregistered Vehicle (261:40):	21	27	262	239	10
Use of Mobile Electronic Device While Driving - Hands Free (265:79-C)Eff.7/2015	69	93	348	466	(25)
Summons:	28	40	122	211	(42)
Warning:	41	53	226	255	(11)
All Other:	121	154	1037	1058	(2)
Summons:	4	9	57	62	(8)
Warning:	117	145	980	996	(2)



Data Source Last Updated on:  
February 26, 2020 11:56 am

## Dover New Hampshire Police Department

### 2019 Motor Vehicle Enforcement Summaries

Data Collected from MVCitations

**F**  
Crystal 2016

### August

Page 8 of 12

	2019 August	2018 August	2019 YTD	2018 YTD	+,- YTD % Dif.
Violations (Summons/Warnings):	593	1022	7266	7679	(5)
Summons:	69	93	762	767	(1)
Warning:	525	929	6509	6912	(6)
Voided:	1	1	13	5	160
Child Restraints (265:107A):	1	2	6	8	(25)
Summons:	1	1	3	6	(50)
Warning:	0	1	3	2	50
Conduct After an Accident (264:25)	2	1	16	11	45
Driving After Revocation/Suspension (263:64):	9	11	100	71	41
Equipment Violations(266:27-74):	108	196	1148	1420	(19)
Misuse/Fail Display Plates (261:176):	19	25	321	274	17
Operating w/o Valid License (263:1)	7	4	40	49	(18)
Reckless Operation (265:79)	1	4	6	11	(45)
Solid/Yellow Line (265:22)	4	2	35	38	(8)
Speed (265:60, 265:64, 265:66):	175	387	2685	2621	2
Summons:	14	27	234	152	54
Warning:	161	360	2454	2469	(1)
Stop/Yield Sign Viols. (265:28,29,30,31):	46	66	524	393	33
Traffic Light (265:9,10,12):	30	39	211	267	(21)
Uninspected: (266:5):	28	29	362	496	(27)
Unregistered Vehicle (261:40):	18	29	280	268	4
Use of Mobile Electronic Device While Driving - Hands Free (265:79-C)Eff.7/2015	33	48	381	514	(26)
Summons:	4	14	126	225	(44)
Warning:	29	34	255	289	(12)
All Other:	112	179	1149	1237	(7)
Summons:	14	11	71	73	(3)
Warning:	99	168	1079	1164	(7)



Data Source Last Updated on:  
February 26, 2020 11:56 am

## Dover New Hampshire Police Department

### 2019 Motor Vehicle Enforcement Summaries

Data Collected from MVCitations

**F**  
Crystal 2016

## September

Page 9 of 12

	2019 September	2018 September	2019 YTD	2018 YTD	+,-) YTD % Dif.
Violations (Summons/Warnings):	613	878	7879	8557	(8)
Summons:	92	115	854	882	(3)
Warning:	521	763	7030	7675	(8)
Voided:	0	0	13	5	160
Child Restraints (265:107A):	0	1	6	9	(33)
Summons:	0	1	3	7	(57)
Warning:	0	0	3	2	50
Conduct After an Accident (264:25)	3	0	19	11	73
Driving After Revocation/Suspension (263:64):	7	5	107	76	41
Equipment Violations(266:27-74):	87	170	1235	1590	(22)
Misuse/Fail Display Plates (261:176):	22	26	343	300	14
Operating w/o Valid License (263:1)	8	7	48	56	(14)
Reckless Operation (265:79)	1	1	7	12	(42)
Solid/Yellow Line (265:22)	6	2	41	40	3
Speed (265:60, 265:64, 265:66):	196	320	2881	2941	(2)
Summons:	12	36	246	188	31
Warning:	184	284	2638	2753	(4)
Stop/Yield Sign Viols. (265:28,29,30,31):	29	35	553	428	29
Traffic Light (265:9,10,12):	26	38	237	305	(22)
Uninspected: (266:5):	23	41	385	537	(28)
Unregistered Vehicle (261:40):	27	35	307	303	1
Use of Mobile Electronic Device While Driving - Hands Free (265:79-C)Eff.7/2015	44	66	425	580	(27)
Summons:	23	30	149	255	(42)
Warning:	21	36	276	325	(15)
All Other:	134	131	1283	1368	(6)
Summons:	16	13	87	86	1
Warning:	118	118	1197	1282	(7)



Data Source Last Updated on:  
February 26, 2020 11:56 am

## Dover New Hampshire Police Department

### 2019 Motor Vehicle Enforcement Summaries

Data Collected from MVCitations

**F**  
Crystal 2016

### October

	2019 October	2018 October	2019 YTD	2018 YTD	+,- YTD % Dif.
Violations (Summons/Warnings):	748	799	8627	9356	(8)
Summons:	61	71	915	953	(4)
Warning:	687	728	7717	8403	(8)
Voided:	0	0	13	5	160
Child Restraints (265:107A):	0	0	6	9	(33)
Summons:	0	0	3	7	(57)
Warning:	0	0	3	2	50
Conduct After an Accident (264:25)	2	0	21	11	91
Driving After Revocation/Suspension (263:64):	7	10	114	86	33
Equipment Violations(266:27-74):	136	195	1371	1785	(23)
Misuse/Fail Display Plates (261:176):	25	30	368	330	12
Operating w/o Valid License (263:1)	2	4	50	60	(17)
Reckless Operation (265:79)	1	1	8	13	(38)
Solid/Yellow Line (265:22)	8	2	49	42	17
Speed (265:60, 265:64, 265:66):	244	282	3125	3223	(3)
Summons:	10	17	256	205	25
Warning:	234	265	2872	3018	(5)
Stop/Yield Sign Viols. (265:28,29,30,31):	47	35	600	463	30
Traffic Light (265:9,10,12):	29	26	266	331	(20)
Uninspected: (266:5):	21	21	406	558	(27)
Unregistered Vehicle (261:40):	31	49	338	352	(4)
Use of Mobile Electronic Device While Driving - Hands Free (265:79-C)Eff.7/2015	24	16	449	596	(25)
Summons:	4	6	153	261	(41)
Warning:	20	10	296	335	(12)
All Other:	171	127	1454	1495	(3)
Summons:	10	8	97	94	3
Warning:	161	119	1358	1401	(3)





Data Source Last Updated on:  
February 26, 2020 11:56 am

## Dover New Hampshire Police Department

### 2019 Motor Vehicle Enforcement Summaries

Data Collected from MVCitations

**F**  
Crystal 2016

## November

Page 11 of 12

	2019 November	2018 November	2019 YTD	2018 YTD	+,-) YTD % Dif.
Violations (Summons/Warnings):	664	552	9291	9908	(6)
Summons:	75	58	990	1011	(2)
Warning:	589	494	8306	8897	(7)
Voided:	1	0	14	5	180
Child Restraints (265:107A):	0	0	6	9	(33)
Summons:	0	0	3	7	(57)
Warning:	0	0	3	2	50
Conduct After an Accident (264:25)	0	0	21	11	91
Driving After Revocation/Suspension (263:64):	16	10	130	96	35
Equipment Violations(266:27-74):	113	133	1484	1918	(23)
Misuse/Fail Display Plates (261:176):	16	28	384	358	7
Operating w/o Valid License (263:1)	5	4	55	64	(14)
Reckless Operation (265:79)	1	1	9	14	(36)
Solid/Yellow Line (265:22)	2	1	51	43	19
Speed (265:60, 265:64, 265:66):	262	170	3387	3393	0
Summons:	20	19	276	224	23
Warning:	242	151	3114	3169	(2)
Stop/Yield Sign Viols. (265:28,29,30,31):	29	20	629	483	30
Traffic Light (265:9,10,12):	24	17	290	348	(17)
Uninspected: (266:5):	10	14	416	572	(27)
Unregistered Vehicle (261:40):	20	33	358	385	(7)
Use of Mobile Electronic Device While Driving - Hands Free (265:79-C)Eff.7/2015	11	12	460	608	(24)
Summons:	1	3	154	264	(42)
Warning:	10	9	306	344	(11)
All Other:	155	109	1609	1604	0
Summons:	12	4	109	98	11
Warning:	143	105	1501	1506	0



Data Source Last Updated on:  
February 26, 2020 11:56 am

## Dover New Hampshire Police Department

### 2019 Motor Vehicle Enforcement Summaries

Data Collected from MVCitations

**F**  
Crystal 2016

## December

Page 12 of 12

	2019 December	2018 December	2019 YTD	2018 YTD	+,- YTD % Dif.
Violations (Summons/Warnings):	692	926	9983	10834	(8)
Summons:	100	82	1090	1093	0
Warning:	592	844	8898	9741	(9)
Voided:	0	0	14	5	180
Child Restraints (265:107A):	1	0	7	9	(22)
Summons:	0	0	3	7	(57)
Warning:	1	0	4	2	100
Conduct After an Accident (264:25)	1	0	22	11	100
Driving After Revocation/Suspension (263:64):	13	13	143	109	31
Equipment Violations(266:27-74):	109	228	1593	2146	(26)
Misuse/Fail Display Plates (261:176):	21	34	405	392	3
Operating w/o Valid License (263:1)	8	2	63	66	(5)
Reckless Operation (265:79)	1	1	10	15	(33)
Solid/Yellow Line (265:22)	9	1	60	44	36
Speed (265:60, 265:64, 265:66):	234	312	3621	3705	(2)
Summons:	35	25	311	249	25
Warning:	199	287	3313	3456	(4)
Stop/Yield Sign Viols. (265:28,29,30,31):	31	48	660	531	24
Traffic Light (265:9,10,12):	38	41	328	389	(16)
Uninspected: (266:5):	16	16	432	588	(27)
Unregistered Vehicle (261:40):	30	37	388	422	(8)
Use of Mobile Electronic Device While Driving - Hands Free (265:79-C)Eff.7/2015	31	29	491	637	(23)
Summons:	11	16	165	280	(41)
Warning:	20	13	326	357	(9)
All Other:	149	163	1758	1767	(1)
Summons:	5	8	114	106	8
Warning:	144	155	1645	1661	(1)



# Dover Police Departmental Report

## 2019 Parking Activity Summaries

**G 1**

TT9A

Report Rev. 2019-08-13

Summaries Based Upon Parking Ticket Issue Date

Crystal 2016

Data Source Last Updated On:  
February 26, 2020 11:57 am

Tickets Issued Count based on Ticket and not violations. One ticket may have more than one violation.

<b>January</b>	<b>2019 Monthly</b>	<b>2018 Monthly</b>	<b>2019 YTD</b>	<b>2018 YTD</b>	<b>+,- % Dif.</b>
Tickets Issued:	469	1275	469	1275	(63)
Tickets Paid:	402	1154	402	1154	(65)
Tickets Outstanding	48	121	48	121	(60)
Handicapped Violations:	6	6	6	6	0
Winter Restriction Violations:	1	429	1	429	(100)
PEO P. Hunter:	0	184	0	184	(100)
PEO Jerard:	64	86	64	86	(26)
PEO K. Hunter:	161	98	161	98	64
PEO Hawthorne:	216	155	216	155	39
PEO Guyer:	0	215	0	215	(100)
PEO Tobichuk:	0	0	0	0	0
PEO Turgeon:	0	0	0	0	0

<b>February</b>	<b>2019 Monthly</b>	<b>2018 Monthly</b>	<b>2019 YTD</b>	<b>2018 YTD</b>	<b>+,- % Dif.</b>
Tickets Issued:	612	966	1081	2241	(52)
Tickets Paid:	534	880	936	2034	(54)
Tickets Outstanding	60	86	108	207	(48)
Handicapped Violations:	11	7	17	13	31
Winter Restriction Violations:	195	192	196	621	(68)
PEO P. Hunter:	0	164	0	348	(100)
PEO Jerard:	47	73	111	159	(30)
PEO K. Hunter:	178	100	339	198	71
PEO Hawthorne:	138	135	354	290	22
PEO Guyer:	0	249	0	464	(100)
PEO Tobichuk:	0	0	0	0	0
PEO Turgeon:	0	0	0	0	0

<b>March</b>	<b>2019 Monthly</b>	<b>2018 Monthly</b>	<b>2019 YTD</b>	<b>2018 YTD</b>	<b>+,- % Dif.</b>
Tickets Issued:	652	974	1733	3215	(46)
Tickets Paid:	566	890	1502	2924	(49)
Tickets Outstanding	65	84	173	291	(41)
Handicapped Violations:	9	8	26	21	24
Winter Restriction Violations:	103	78	299	699	(57)
PEO P. Hunter:	0	152	0	500	(100)
PEO Jerard:	72	102	183	261	(30)
PEO K. Hunter:	210	103	549	301	82
PEO Hawthorne:	212	189	566	479	18
PEO Guyer:	0	316	0	780	(100)
PEO Tobichuk:	0	0	0	0	0
PEO Turgeon:	0	0	0	0	0



# Dover Police Departmental Report

## 2019 Parking Activity Summaries

Report Rev. 2019-08-13

Summaries Based Upon Parking Ticket Issue Date

Crystal 2016

Data Source Last Updated On:  
February 26, 2020 11:57 am

Tickets Issued Count based on Ticket and not violations. One ticket may have more than one violation.

April	2019 Monthly	2018 Monthly	2019 YTD	2018 YTD	+,-) % Dif.
Tickets Issued:	527	849	2260	4064	(44)
Tickets Paid:	449	784	1951	3708	(47)
Tickets Outstanding	52	56	225	347	(35)
Handicapped Violations:	3	5	29	26	12
Winter Restriction Violations:	0	0	299	699	(57)
PEO P. Hunter:	0	181	0	681	(100)
PEO Jerard:	138	165	321	426	(25)
PEO K. Hunter:	125	50	674	351	92
PEO Hawthorne:	245	227	811	706	15
PEO Guyer:	0	218	0	998	(100)
PEO Tobichuk:	0	0	0	0	0
PEO Turgeon:	0	0	0	0	0

May	2019 Monthly	2018 Monthly	2019 YTD	2018 YTD	+,-) % Dif.
Tickets Issued:	619	1007	2879	5071	(43)
Tickets Paid:	517	902	2468	4610	(46)
Tickets Outstanding	65	81	290	428	(32)
Handicapped Violations:	6	11	35	37	(5)
Winter Restriction Violations:	0	0	299	699	(57)
PEO P. Hunter:	0	144	0	825	(100)
PEO Jerard:	139	123	460	549	(16)
PEO K. Hunter:	193	130	867	481	80
PEO Hawthorne:	213	227	1024	933	10
PEO Guyer:	0	363	0	1361	(100)
PEO Tobichuk:	0	0	0	0	0
PEO Turgeon:	0	0	0	0	0

June	2019 Monthly	2018 Monthly	2019 YTD	2018 YTD	+,-) % Dif.
Tickets Issued:	574	706	3453	5777	(40)
Tickets Paid:	474	644	2942	5254	(44)
Tickets Outstanding	70	44	360	472	(24)
Handicapped Violations:	4	8	39	45	(13)
Winter Restriction Violations:	0	0	299	699	(57)
PEO P. Hunter:	0	134	0	959	(100)
PEO Jerard:	83	180	543	729	(26)
PEO K. Hunter:	156	128	1023	609	68
PEO Hawthorne:	295	220	1319	1153	14
PEO Guyer:	0	45	0	1406	(100)
PEO Tobichuk:	0	0	0	0	0
PEO Turgeon:	0	0	0	0	0



# Dover Police Departmental Report

## 2019 Parking Activity Summaries

**G 3**

TT9A

Report Rev. 2019-08-13

Summaries Based Upon Parking Ticket Issue Date

Crystal 2016

Data Source Last Updated On:  
February 26, 2020 11:57 am

Tickets Issued Count based on Ticket and not violations. One ticket may have more than one violation.

July	2019 Monthly	2018 Monthly	2019 YTD	2018 YTD	+,- % Dif.
Tickets Issued:	596	820	4049	6597	(39)
Tickets Paid:	526	746	3468	6000	(42)
Tickets Outstanding	46	58	406	530	(23)
Handicapped Violations:	2	6	41	51	(20)
Winter Restriction Violations:	0	0	299	699	(57)
PEO P. Hunter:	0	226	0	1185	(100)
PEO Jerard:	99	105	642	834	(23)
PEO K. Hunter:	108	104	1131	713	59
PEO Hawthorne:	260	191	1579	1344	17
PEO Guyer:	0	207	0	1613	(100)
PEO Tobichuk:	37	0	37	0	3700
PEO Turgeon:	54	0	54	0	5400

August	2019 Monthly	2018 Monthly	2019 YTD	2018 YTD	+,- % Dif.
Tickets Issued:	753	870	4802	7467	(36)
Tickets Paid:	643	770	4111	6770	(39)
Tickets Outstanding	99	84	505	614	(18)
Handicapped Violations:	3	12	44	63	(30)
Winter Restriction Violations:	0	0	299	699	(57)
PEO P. Hunter:	0	188	0	1373	(100)
PEO Jerard:	94	111	736	945	(22)
PEO K. Hunter:	94	96	1225	809	51
PEO Hawthorne:	275	222	1854	1566	18
PEO Guyer:	0	249	0	1862	(100)
PEO Tobichuk:	167	0	204	0	20400
PEO Turgeon:	125	0	179	0	17900

September	2019 Monthly	2018 Monthly	2019 YTD	2018 YTD	+,- % Dif.
Tickets Issued:	977	722	5779	8189	(29)
Tickets Paid:	841	643	4952	7413	(33)
Tickets Outstanding	120	53	625	667	(6)
Handicapped Violations:	5	6	49	69	(29)
Winter Restriction Violations:	0	0	299	699	(57)
PEO P. Hunter:	0	104	0	1477	(100)
PEO Jerard:	98	126	834	1071	(22)
PEO K. Hunter:	111	77	1336	886	51
PEO Hawthorne:	332	209	2186	1775	23
PEO Guyer:	0	182	0	2044	(100)
PEO Tobichuk:	239	0	443	0	44300
PEO Turgeon:	179	0	358	0	35800



# Dover Police Departmental Report

## 2019 Parking Activity Summaries

**G 4**

**TT9A**

Report Rev. 2019-08-13

Summaries Based Upon Parking Ticket Issue Date

Crystal 2016

Data Source Last Updated On:  
February 26, 2020 11:57 am

Tickets Issued Count based on Ticket and not violations. One ticket may have more than one violation.

October	2019 Monthly	2018 Monthly	2019 YTD	2018 YTD	+,- % Dif.
Tickets Issued:	848	886	6627	9075	(27)
Tickets Paid:	725	800	5677	8213	(31)
Tickets Outstanding	113	70	738	737	0
Handicapped Violations:	6	5	55	74	(26)
Winter Restriction Violations:	0	0	299	699	(57)
PEO P. Hunter:	0	173	0	1650	(100)
PEO Jerard:	35	75	869	1146	(24)
PEO K. Hunter:	142	127	1478	1013	46
PEO Hawthorne:	313	267	2499	2042	22
PEO Guyer:	0	241	0	2285	(100)
PEO Tobichuk:	125	0	568	0	56800
PEO Turgeon:	213	0	571	0	57100

November	2019 Monthly	2018 Monthly	2019 YTD	2018 YTD	+,- % Dif.
Tickets Issued:	795	698	7422	9773	(24)
Tickets Paid:	671	615	6348	8828	(28)
Tickets Outstanding	110	74	848	811	5
Handicapped Violations:	3	3	58	77	(25)
Winter Restriction Violations:	0	0	299	699	(57)
PEO P. Hunter:	0	155	0	1805	(100)
PEO Jerard:	85	49	954	1195	(20)
PEO K. Hunter:	111	177	1589	1190	34
PEO Hawthorne:	229	233	2728	2275	20
PEO Guyer:	0	82	0	2367	(100)
PEO Tobichuk:	230	0	798	0	79800
PEO Turgeon:	134	0	705	0	70500

December	2019 Monthly	2018 Monthly	2019 YTD	2018 YTD	+,- % Dif.
Tickets Issued:	907	732	8329	10505	(21)
Tickets Paid:	698	655	7046	9483	(26)
Tickets Outstanding	173	65	1021	876	17
Handicapped Violations:	6	5	64	82	(22)
Winter Restriction Violations:	99	5	398	704	(43)
PEO P. Hunter:	0	171	0	1976	(100)
PEO Jerard:	56	82	1010	1277	(21)
PEO K. Hunter:	160	181	1749	1371	28
PEO Hawthorne:	189	277	2917	2552	14
PEO Guyer:	0	0	0	2367	(100)
PEO Tobichuk:	214	0	1012	0	101200
PEO Turgeon:	117	0	822	0	82200



Data Source Last Updated On:  
02/26/2020 11:58

## Dover New Hampshire Police Department 2019 Officer CAD Community Contact Summaries Data Found From: 01/01/2019 to 12/31/2019

Crystal 2016

Revised: 2018-09-25

# H 1

[Linked to QED CAD Incidents](#)

[Double Click on Name for additional details](#)

### January

ANDERSON,DAVID	5
BROWN,MATTHEW F	1
COLLIS,DAVID	8
COOPER,JUEL K	3
COUCH,ALISON E	6
DONAIS, JENNA R.	6
GAUDREAU, ADAM	2
GEBERS,DANIEL	2
GLOWACKI,NICHOLAS	1
GOARD,NATHAN J	2
HARNISH, MATTHEW	4
KHALSA, DEV ATMA	6
KONDRUP,KILLIAN	5
LETENDRE, RONALD A	5
LEVIN,PAUL R	1
LYNCH, BRYON	9
MARTUSCELLO,MOLLY	9
MEYER,ROBERT A	1
MITRUSHI,ALEXANDER K	15
ONEIL,DEREK	2
PETRIN,SCOTT	8
TRAVAGLINI,MATTHEW	1
VOLPE, MICHAEL D	11
YERARDI,JAMES M	5
<b><u>Monthly Total January</u></b>	<b>118</b>

[Double Click on Name for additional details](#)

## February

ANDERSON,DAVID	13
COLLIS,DAVID	4
COOPER,JUEL K	9
COUCH,ALISON E	13
DONAIS, JENNA R.	9
GAUDREAU, ADAM	1
GEBERS,DANIEL	7
GLOWACKI,NICHOLAS	4
HARNISH, MATTHEW	9
KHALSA, DEV ATMA	6
KONDRUP,KILLIAN	6
LETENDRE, RONALD A	9
LEVIN,PAUL R	2
LYNCH, BRYON	12
MARTUSCELLO,MOLLY	9
MASK,SEAN	1
MEYER,ROBERT A	3
MITRUSHI,ALEXANDER K	3
ONEIL,DEREK	3
PETRIN,SCOTT	8
SPEIDEL,MARN E	1
TRAVAGLINI,MATTHEW	1
TURNER,GREGORY	1
VOLPE, MICHAEL D	12
YERARDI,JAMES M	7

**Monthly Total February** **153**



[Double Click on Name for additional details](#)

## March

	1
ANDERSON,DAVID	6
COOPER,JUEL K	8
COUCH,ALISON E	10
DONAIS, JENNA R.	7
GEBERS,DANIEL	4
GLOWACKI,NICHOLAS	3
HARNISH, MATTHEW	2
HARRINGTON,JANINE M	1
KONDRUP,KILLIAN	13
LETENDRE, RONALD A	9
LYNCH, BRYON	7
MARTUSCELLO,MOLLY	13
MEYER,ROBERT A	1
MITRUSHI,ALEXANDER K	7
PETRIN,SCOTT	7
TURNER,GREGORY	1
VOLPE, MICHAEL D	12
YERARDI,JAMES M	2
<b><u>Monthly Total March</u></b>	<b>114</b>

[Double Click on Name for additional details](#)

**April**

ANDERSON,DAVID	6
BEAULIEU,CAREY R	1
BROWN,MATTHEW F	4
COOPER,JUEL K	13
COUCH,ALISON E	7
DONAIS, JENNA R.	8
GEBERS,DANIEL	4
GLOWACKI,NICHOLAS	3
GOULD,BRAD J	1
HARNISH, MATTHEW	1
KHALSA, DEV ATMA	1
KONDRUP,KILLIAN	16
LETENDRE, RONALD A	12
LEVIN,PAUL R	11
LYNCH, BRYON	9
MARTUSCELLO,MOLLY	9
MEYER,ROBERT A	7
MITRUSHI,ALEXANDER K	4
ONEIL,DEREK	2
PETRIN,SCOTT	6
SALANTRI,LYNDSAY	1
TURNER,GREGORY	3
VOLPE, MICHAEL D	10
<b><u>Monthly Total April</u></b>	<b>139</b>

[Double Click on Name for additional details](#)

**May**

ANDERSON,DAVID	6
BROWN,MATTHEW F	6
CARLSON,OAKE D	1
COOPER,JUEL K	4
COUCH,ALISON E	10
DONAIS, JENNA R.	5
GEBERS,DANIEL	2
GLOWACKI,NICHOLAS	3
GOARD,NATHAN J	1
GOULD,BRAD J	1
GRANGER, MELISSA	2
KHALSA, DEV ATMA	3
KONDRUP,KILLIAN	8
LETENDRE, RONALD A	11
LEVIN,PAUL R	11
LYNCH, BRYON	5
MARTUSCELLO,MOLLY	7
MEYER,ROBERT A	2
MITRUSHI,ALEXANDER K	1
ONEIL,DEREK	4
PETRIN,SCOTT	9
TURNER,GREGORY	3
VOLPE, MICHAEL D	8
<b><u>Monthly Total May</u></b>	<b>113</b>

[Double Click on Name for additional details](#)

**June**

ANDERSON,DAVID	6
BROWN,MATTHEW F	8
COLLIS,DAVID	11
COLLOPY,MARK	2
COOPER,JUEL K	1
COUCH,ALISON E	4
DONAIS, JENNA R.	3
DUNNE, BRYNN	1
GEBERS,DANIEL	3
GLOWACKI,NICHOLAS	4
GRANGER, MELISSA	5
KONDRUP,KILLIAN	11
LETENDRE, RONALD A	10
LEVIN,PAUL R	13
LYNCH, BRYON	10
MARTUSCELLO,MOLLY	10
MEYER,ROBERT A	1
MITRUSHI,ALEXANDER K	2
ONEIL,DEREK	2
PETRIN,SCOTT	5
TURNER,GREGORY	6
VOLPE, MICHAEL D	8
<b><u>Monthly Total June</u></b>	<b>126</b>

[Double Click on Name for additional details](#)

**July**

	2
ANDERSON,DAVID	6
BROWN,MATTHEW F	1
COLLIS,DAVID	38
COLLOPY,MARK	1
COOPER,JUEL K	18
COUCH,ALISON E	6
DONAIS, JENNA R.	5
DUNNE, BRYNN	3
GAUDREAU, ADAM	3
GEBERS,DANIEL	4
GLOWACKI,NICHOLAS	2
GOARD,NATHAN J	4
GOULD,BRAD J	1
GRANGER, MELISSA	4
KHALSA, DEV ATMA	4
KILBRETH,PATRICK	9
KONDRUP,KILLIAN	11
LETENDRE, RONALD A	5
LEVIN,PAUL R	12
LYNCH, BRYON	6
MARTUSCELLO,MOLLY	2
MEYER,ROBERT A	2
MITRUSHI,ALEXANDER K	1
ONEIL,DEREK	4
PETRIN,SCOTT	2
TURNER,GREGORY	3
VOLPE, MICHAEL D	8
<b><u>Monthly Total July</u></b>	<b>167</b>

[Double Click on Name for additional details](#)

## August

	1
ANDERSON,DAVID	3
BEAULIEU,CAREY R	1
COLLIS,DAVID	22
COOPER,JUEL K	4
COUCH,ALISON E	2
DONAIS, JENNA R.	3
DUNNE, BRYNN	1
GAUDREAU, ADAM	1
GEBERS,DANIEL	5
GLOWACKI,NICHOLAS	8
GRANGER, MELISSA	4
KHALSA, DEV ATMA	3
KILBRETH,PATRICK	14
KONDRUP,KILLIAN	12
LETENDRE, RONALD A	5
LEVIN,PAUL R	11
LYNCH, BRYON	10
MARTUSCELLO,MOLLY	8
MEYER,ROBERT A	3
ONEIL,DEREK	4
TURNER,GREGORY	4
VOLPE, MICHAEL D	8
<b><u>Monthly Total August</u></b>	<b>137</b>

[Double Click on Name for additional details](#)

## September

ANDERSON,DAVID	5
BROWN,MATTHEW F	5
COLLIS,DAVID	13
COOPER,JUEL K	7
COUCH,ALISON E	4
COURTER,ANDREW	1
DONAIS, JENNA R.	5
ELBERT,DENNIS B	6
GEBERS,DANIEL	6
GLOWACKI,NICHOLAS	2
GOARD,NATHAN J	3
GRANGER, MELISSA	5
KHALSA, DEV ATMA	1
KILBRETH,PATRICK	7
KONDRUP,KILLIAN	10
LETENDRE, RONALD A	10
LEVIN,PAUL R	15
LYNCH, BRYON	5
MARTUSCELLO,MOLLY	4
MCGEE,MICHAEL	3
MEYER,ROBERT A	4
MITRUSHI,ALEXANDER K	2
ONEIL,DEREK	2
SOBEL,ADIN M	8
TURNER,GREGORY	5
VOLPE, MICHAEL D	3
<b><u>Monthly Total September</u></b>	<b>141</b>

[Double Click on Name for additional details](#)

**October**

ANDERSON,DAVID	3
BROWN,MATTHEW F	12
COLLIS,DAVID	25
COOPER,JUEL K	1
COUCH,ALISON E	2
DONAIS, JENNA R.	2
ELBERT,DENNIS B	1
GEBERS,DANIEL	4
GLOWACKI,NICHOLAS	1
GOARD,NATHAN J	4
GRANGER, MELISSA	12
KHALSA, DEV ATMA	2
KONDRUP,KILLIAN	17
LETENDRE, RONALD A	10
LEVIN,PAUL R	2
LYNCH, BRYON	2
MARTUSCELLO,MOLLY	2
MCGEE,MICHAEL	7
MITRUSHI,ALEXANDER K	1
ONEIL,DEREK	6
PETRIN,SCOTT	6
SOBEL,ADIN M	10
SPEIDEL,MARN E	1
TURNER,GREGORY	11
VOLPE, MICHAEL D	2
<b><u>Monthly Total October</u></b>	<b>146</b>



[Double Click on Name for additional details](#)

## November

ANDERSON,DAVID	4
BROWN,MATTHEW F	13
COLLIS,DAVID	13
COOPER,JUEL K	1
DONAIS, JENNA R.	3
ELBERT,DENNIS B	5
GEBERS,DANIEL	1
GOARD,NATHAN J	1
GRANGER, MELISSA	13
KILBRETH,PATRICK	1
KONDRUP,KILLIAN	9
LETENDRE, RONALD A	8
LEVIN,PAUL R	4
MARTUSCELLO,MOLLY	2
MCGEE,MICHAEL	8
MEYER,ROBERT A	9
MITRUSHI,ALEXANDER K	1
ONEIL,DEREK	8
PETRIN,SCOTT	5
PETTINGILL,SCOTT	1
SOBEL,ADIN M	4
SPEIDEL,MARN E	8
TURNER,GREGORY	3
VOLPE, MICHAEL D	7

**Monthly Total November**      **132**

[Double Click on Name for additional details](#)

## December

ANDERSON,DAVID	3
BROWN,MATTHEW F	9
COLLIS,DAVID	8
COUCH,ALISON E	4
DONAIS, JENNA R.	7
DUNNE, BRYNN	1
ELBERT,DENNIS B	2
GEBERS,DANIEL	1
GLOWACKI,NICHOLAS	2
GOARD,NATHAN J	2
GRANGER, MELISSA	6
KHALSA, DEV ATMA	2
KILBRETH,PATRICK	2
KONDRUP,KILLIAN	10
LETENDRE, RONALD A	15
LEVIN,PAUL R	7
LYNCH, BRYON	13
MARTUSCELLO,MOLLY	2
MCGEE,MICHAEL	13
MEYER,ROBERT A	4
ONEIL,DEREK	12
PETRIN,SCOTT	5
PETTINGILL,SCOTT	1
SOBEL,ADIN M	7
SPEIDEL,MARN E	1
TERLEMEZIAN,DAVID A	1
TRAVAGLINI,MATTHEW	1
VOLPE, MICHAEL D	7

**Monthly Total December**      **148**

[Double Click on Name for additional details](#)

**Yearly Total 2019**

**1,634**