




Meter Instructions

24 hrs./day, 7 day/week (including holidays)

- 1) Press any button on the keyboard to start.
- 2) Enter your plate number, then the .
- 3) Press 1, 2 or 3 as needed, then the .
- 4) Press “+” or “-” as needed, then the .
- 5) Insert payment.



Insert card **completely** (there will be only 1/2 inch of the card remaining in your fingers).

Wait for the meter to tell you to remove it.