



Data Source Last Updated On:  
June 08, 2017 11:12 am

# Dover Police Departmental Report

A

## 2012 UCR Part I & II Crime

Crystal 2013

| January                               | 2012<br>Monthly | 2011<br>Monthly | 2012<br>YTD | 2011<br>YTD | +,-)<br>% Diff. | 2012YTD<br>Clearance<br>Total | 2012 YTD<br>Clearance<br>Percent | 2011 YTD<br>Clearance<br>Total | 2011 YTD<br>Clearance<br>Percent | Perce<br>Clearanc<br>State/Ne |
|---------------------------------------|-----------------|-----------------|-------------|-------------|-----------------|-------------------------------|----------------------------------|--------------------------------|----------------------------------|-------------------------------|
| <b>Part I Crimes</b>                  |                 |                 |             |             |                 |                               |                                  |                                |                                  |                               |
| 01 Murder/Nonnegligent Manslaughter   | 0               | 0               | 0           | 0           | 0               | 0                             | 0                                | 0                              | 0                                | 88/62                         |
| 02 Rape By Force                      | 2               | 0               | 2           | 0           | 200             | 0                             | 0                                | 0                              | 0                                | 32/41                         |
| 03 Robbery                            | 4               | 4               | 4           | 4           | 0               | 3                             | 75                               | 3                              | 75                               | 48/25                         |
| 04 Assault                            | 17              | 18              | 17          | 18          | (6)             | 11                            | 65                               | 14                             | 78                               | 66/55                         |
| 05 Burglary                           | 7               | 4               | 7           | 4           | 75              | 2                             | 29                               | 1                              | 25                               | 17/13                         |
| - Residence                           | 5               | 4               | 5           | 4           | 25              |                               |                                  |                                |                                  |                               |
| - Non Residence                       | 2               | 0               | 2           | 0           | 200             |                               |                                  |                                |                                  |                               |
| 06 Larceny/Theft                      | 42              | 28              | 42          | 28          | 50              | 10                            | 24                               | 6                              | 21                               | 24/18                         |
| 07 Auto Theft                         | 0               | 0               | 0           | 0           | 0               | 0                             | 0                                | 0                              | 0                                | 29/13                         |
| - Auto                                | 0               | 0               | 0           | 0           | 0               |                               |                                  |                                |                                  |                               |
| - Trucks & Busses                     | 0               | 0               | 0           | 0           | 0               |                               |                                  |                                |                                  |                               |
| - Other Vehicles                      | 0               | 0               | 0           | 0           | 0               |                               |                                  |                                |                                  |                               |
| 09 Arson                              | 0               | 0               | 0           | 0           | 0               | 0                             | 0                                | 0                              | 0                                | 39/18                         |
| <b>Part II Crimes</b>                 |                 |                 |             |             |                 |                               |                                  |                                |                                  |                               |
| 10 Forgery & Counterfeiting           | 2               | 2               | 2           | 2           | 0               | 0                             | 0                                | 1                              | 50                               |                               |
| 11 Fraud Including Bad Checks         | 6               | 2               | 6           | 2           | 200             | 1                             | 17                               | 2                              | 100                              |                               |
| 12 Embezzlement                       | 1               | 1               | 1           | 1           | 0               | 1                             | 100                              | 1                              | 100                              |                               |
| 13 Stolen Property (Buy/Sell/Receive) | 0               | 1               | 0           | 1           | (100)           | 0                             | 0                                | 1                              | 100                              |                               |
| 14 Criminal Mischief                  | 26              | 15              | 26          | 15          | 73              | 5                             | 19                               | 2                              | 13                               |                               |
| - Business                            | 1               | 2               | 1           | 2           | (50)            |                               |                                  |                                |                                  |                               |
| - Government                          | 1               | 0               | 1           | 0           | 100             |                               |                                  |                                |                                  |                               |
| - Motor Vehicle                       | 12              | 8               | 12          | 8           | 50              |                               |                                  |                                |                                  |                               |
| - Residential                         | 6               | 4               | 6           | 4           | 50              |                               |                                  |                                |                                  |                               |
| 15 Weapons Possession                 | 0               | 2               | 0           | 2           | (100)           | 0                             | 0                                | 1                              | 50                               |                               |
| 16 Prostitution                       | 0               | 0               | 0           | 0           | 0               | 0                             | 0                                | 0                              | 0                                |                               |
| 17 Sex Offenses (Except 02 & 16)      | 1               | 0               | 1           | 0           | 100             | 0                             | 0                                | 0                              | 0                                |                               |
| 18 Drug Offenses                      | 6               | 17              | 6           | 17          | (65)            | 5                             | 83                               | 17                             | 100                              |                               |
| 19 Gambling & Bookmaking              | 0               | 0               | 0           | 0           | 0               | 0                             | 0                                | 0                              | 0                                |                               |
| 20 Offenses Against Family            | 0               | 0               | 0           | 0           | 0               | 0                             | 0                                | 0                              | 0                                |                               |
| 21 DWI                                | 8               | 5               | 8           | 5           | 60              | 8                             | 100                              | 5                              | 100                              |                               |
| 22 Liquor Laws                        | 3               | 3               | 3           | 3           | 0               | 3                             | 100                              | 3                              | 100                              |                               |
| 24 Disorderly Conduct                 | 3               | 6               | 3           | 6           | (50)            | 3                             | 100                              | 6                              | 100                              |                               |
| 25 Vagrancy (Loitering)               | 0               | 0               | 0           | 0           | 0               | 0                             | 0                                | 0                              | 0                                |                               |
| 26 All Other Offenses                 | 41              | 22              | 41          | 22          | 86              | 38                            | 93                               | 19                             | 86                               |                               |
| Hit & Run with Personal Injury        | 0               | 0               | 0           | 0           | 0               |                               |                                  |                                |                                  |                               |
| 29 Runaway (Juveniles)                | 6               | 1               | 6           | 1           | 500             | 5                             | 83                               | 1                              | 100                              |                               |
| <b>Part I Crimes</b>                  | 72              | 54              | 72          | 54          | 33              | 26                            | 36                               | 24                             | 44                               |                               |
| <b>Part II Crimes</b>                 | 97              | 76              | 97          | 76          | 28              | 64                            | 66                               | 58                             | 76                               |                               |



Data Source Last Updated On:  
June 08, 2017 11:12 am

# Dover Police Departmental Report

A

## 2012 UCR Part I & II Crime

Crystal 2013

| <b>February</b>                       | 2012<br>Monthly | 2011<br>Monthly | 2012<br>YTD | 2011<br>YTD | +,-)<br>% Diff. | 2012YTD<br>Clearance<br>Total | 2012 YTD<br>Clearance<br>Percent | 2011 YTD<br>Clearance<br>Total | 2011 YTD<br>Clearance<br>Percent | Perce<br>Clearanc<br>State/Na |
|---------------------------------------|-----------------|-----------------|-------------|-------------|-----------------|-------------------------------|----------------------------------|--------------------------------|----------------------------------|-------------------------------|
| <b>Part I Crimes</b>                  |                 |                 |             |             |                 |                               |                                  |                                |                                  |                               |
| 01 Murder/Nonnegligent Manslaughter   | 0               | 0               | 0           | 0           | 0               | 0                             | 0                                | 0                              | 0                                | 88/62                         |
| 02 Rape By Force                      | 2               | 0               | 4           | 0           | 400             | 1                             | 25                               | 0                              | 0                                | 32/41                         |
| 03 Robbery                            | 0               | 2               | 4           | 6           | (33)            | 3                             | 75                               | 5                              | 83                               | 48/25                         |
| 04 Assault                            | 15              | 6               | 32          | 24          | 33              | 23                            | 72                               | 20                             | 83                               | 66/55                         |
| 05 Burglary                           | 4               | 3               | 11          | 7           | 57              | 2                             | 18                               | 1                              | 14                               | 17/13                         |
| - Residence                           | 4               | 2               | 9           | 6           | 50              |                               |                                  |                                |                                  |                               |
| - Non Residence                       | 0               | 1               | 2           | 1           | 100             |                               |                                  |                                |                                  |                               |
| 06 Larceny/Theft                      | 27              | 20              | 69          | 48          | 44              | 12                            | 17                               | 12                             | 25                               | 24/18                         |
| 07 Auto Theft                         | 0               | 1               | 0           | 1           | (100)           | 0                             | 0                                | 0                              | 0                                | 29/13                         |
| - Auto                                | 0               | 1               | 0           | 1           | (100)           |                               |                                  |                                |                                  |                               |
| - Trucks & Busses                     | 0               | 0               | 0           | 0           | 0               |                               |                                  |                                |                                  |                               |
| - Other Vehicles                      | 0               | 0               | 0           | 0           | 0               |                               |                                  |                                |                                  |                               |
| 09 Arson                              | 0               | 0               | 0           | 0           | 0               | 0                             | 0                                | 0                              | 0                                | 39/18                         |
| <b>Part II Crimes</b>                 |                 |                 |             |             |                 |                               |                                  |                                |                                  |                               |
| 10 Forgery & Counterfeiting           | 2               | 2               | 4           | 4           | 0               | 1                             | 25                               | 1                              | 25                               |                               |
| 11 Fraud Including Bad Checks         | 7               | 4               | 13          | 6           | 117             | 4                             | 31                               | 5                              | 83                               |                               |
| 12 Embezzlement                       | 1               | 0               | 2           | 1           | 100             | 2                             | 100                              | 1                              | 100                              |                               |
| 13 Stolen Property (Buy/Sell/Receive) | 2               | 1               | 2           | 2           | 0               | 2                             | 100                              | 2                              | 100                              |                               |
| 14 Criminal Mischief                  | 22              | 13              | 48          | 28          | 71              | 11                            | 23                               | 5                              | 18                               |                               |
| - Business                            | 5               | 5               | 6           | 7           | (14)            |                               |                                  |                                |                                  |                               |
| - Government                          | 2               | 2               | 3           | 2           | 50              |                               |                                  |                                |                                  |                               |
| - Motor Vehicle                       | 10              | 1               | 22          | 9           | 144             |                               |                                  |                                |                                  |                               |
| - Residential                         | 2               | 4               | 8           | 8           | 0               |                               |                                  |                                |                                  |                               |
| 15 Weapons Possession                 | 0               | 1               | 0           | 3           | (100)           | 0                             | 0                                | 2                              | 67                               |                               |
| 16 Prostitution                       | 0               | 0               | 0           | 0           | 0               | 0                             | 0                                | 0                              | 0                                |                               |
| 17 Sex Offenses (Except 02 & 16)      | 2               | 1               | 3           | 1           | 200             | 1                             | 33                               | 0                              | 0                                |                               |
| 18 Drug Offenses                      | 15              | 12              | 21          | 29          | (28)            | 18                            | 86                               | 27                             | 93                               |                               |
| 19 Gambling & Bookmaking              | 0               | 0               | 0           | 0           | 0               | 0                             | 0                                | 0                              | 0                                |                               |
| 20 Offenses Against Family            | 0               | 0               | 0           | 0           | 0               | 0                             | 0                                | 0                              | 0                                |                               |
| 21 DWI                                | 5               | 6               | 13          | 11          | 18              | 13                            | 100                              | 11                             | 100                              |                               |
| 22 Liquor Laws                        | 3               | 0               | 6           | 3           | 100             | 6                             | 100                              | 3                              | 100                              |                               |
| 24 Disorderly Conduct                 | 2               | 2               | 5           | 8           | (38)            | 5                             | 100                              | 8                              | 100                              |                               |
| 25 Vagrancy (Loitering)               | 0               | 0               | 0           | 0           | 0               | 0                             | 0                                | 0                              | 0                                |                               |
| 26 All Other Offenses                 | 35              | 28              | 76          | 50          | 52              | 69                            | 91                               | 45                             | 90                               |                               |
| Hit & Run with Personal Injury        | 0               | 0               | 0           | 0           | 0               |                               |                                  |                                |                                  |                               |
| 29 Runaway (Juveniles)                | 2               | 5               | 8           | 6           | 33              | 6                             | 75                               | 5                              | 83                               |                               |
| <b>Part I Crimes</b>                  | 48              | 32              | 120         | 86          | 40              | 41                            | 34                               | 38                             | 44                               |                               |
| <b>Part II Crimes</b>                 | 96              | 70              | 193         | 146         | 32              | 132                           | 68                               | 110                            | 75                               |                               |



Data Source Last Updated On:  
June 08, 2017 11:12 am

# Dover Police Departmental Report

A

## 2012 UCR Part I & II Crime

Crystal 2013

| <b>March</b>                          | 2012<br>Monthly | 2011<br>Monthly | 2012<br>YTD | 2011<br>YTD | +,-)<br>% Diff. | 2012YTD<br>Clearance<br>Total | 2012 YTD<br>Clearance<br>Percent | 2011 YTD<br>Clearance<br>Total | 2011 YTD<br>Clearance<br>Percent | Perce<br>Clearanc<br>State/Ne |
|---------------------------------------|-----------------|-----------------|-------------|-------------|-----------------|-------------------------------|----------------------------------|--------------------------------|----------------------------------|-------------------------------|
| <b>Part I Crimes</b>                  |                 |                 |             |             |                 |                               |                                  |                                |                                  |                               |
| 01 Murder/Nonnegligent Manslaughter   | 0               | 0               | 0           | 0           | 0               | 0                             | 0                                | 0                              | 0                                | 88/62                         |
| 02 Rape By Force                      | 0               | 0               | 4           | 0           | 400             | 1                             | 25                               | 0                              | 0                                | 32/41                         |
| 03 Robbery                            | 0               | 0               | 4           | 6           | (33)            | 3                             | 75                               | 5                              | 83                               | 48/25                         |
| 04 Assault                            | 19              | 13              | 51          | 37          | 38              | 35                            | 69                               | 30                             | 81                               | 66/55                         |
| 05 Burglary                           | 8               | 6               | 19          | 13          | 46              | 4                             | 21                               | 1                              | 8                                | 17/13                         |
| - Residence                           | 6               | 3               | 15          | 9           | 67              |                               |                                  |                                |                                  |                               |
| - Non Residence                       | 2               | 3               | 4           | 4           | 0               |                               |                                  |                                |                                  |                               |
| 06 Larceny/Theft                      | 38              | 38              | 107         | 86          | 24              | 22                            | 21                               | 23                             | 27                               | 24/18                         |
| 07 Auto Theft                         | 2               | 2               | 2           | 3           | (33)            | 1                             | 50                               | 0                              | 0                                | 29/13                         |
| - Auto                                | 2               | 2               | 2           | 3           | (33)            |                               |                                  |                                |                                  |                               |
| - Trucks & Busses                     | 0               | 0               | 0           | 0           | 0               |                               |                                  |                                |                                  |                               |
| - Other Vehicles                      | 0               | 0               | 0           | 0           | 0               |                               |                                  |                                |                                  |                               |
| 09 Arson                              | 4               | 0               | 4           | 0           | 400             | 3                             | 75                               | 0                              | 0                                | 39/18                         |
| <b>Part II Crimes</b>                 |                 |                 |             |             |                 |                               |                                  |                                |                                  |                               |
| 10 Forgery & Counterfeiting           | 2               | 1               | 6           | 5           | 20              | 2                             | 33                               | 1                              | 20                               |                               |
| 11 Fraud Including Bad Checks         | 8               | 4               | 21          | 10          | 110             | 7                             | 33                               | 5                              | 50                               |                               |
| 12 Embezzlement                       | 0               | 1               | 2           | 2           | 0               | 2                             | 100                              | 1                              | 50                               |                               |
| 13 Stolen Property (Buy/Sell/Receive) | 0               | 0               | 2           | 2           | 0               | 2                             | 100                              | 2                              | 100                              |                               |
| 14 Criminal Mischief                  | 29              | 24              | 77          | 52          | 48              | 16                            | 21                               | 13                             | 25                               |                               |
| - Business                            | 5               | 6               | 11          | 13          | (15)            |                               |                                  |                                |                                  |                               |
| - Government                          | 3               | 0               | 6           | 2           | 200             |                               |                                  |                                |                                  |                               |
| - Motor Vehicle                       | 15              | 10              | 37          | 19          | 95              |                               |                                  |                                |                                  |                               |
| - Residential                         | 4               | 5               | 12          | 13          | (8)             |                               |                                  |                                |                                  |                               |
| 15 Weapons Possession                 | 0               | 0               | 0           | 3           | (100)           | 0                             | 0                                | 2                              | 67                               |                               |
| 16 Prostitution                       | 0               | 0               | 0           | 0           | 0               | 0                             | 0                                | 0                              | 0                                |                               |
| 17 Sex Offenses (Except 02 & 16)      | 2               | 1               | 5           | 2           | 150             | 2                             | 40                               | 0                              | 0                                |                               |
| 18 Drug Offenses                      | 15              | 17              | 36          | 46          | (22)            | 33                            | 92                               | 40                             | 87                               |                               |
| 19 Gambling & Bookmaking              | 0               | 0               | 0           | 0           | 0               | 0                             | 0                                | 0                              | 0                                |                               |
| 20 Offenses Against Family            | 0               | 0               | 0           | 0           | 0               | 0                             | 0                                | 0                              | 0                                |                               |
| 21 DWI                                | 15              | 8               | 28          | 19          | 47              | 28                            | 100                              | 19                             | 100                              |                               |
| 22 Liquor Laws                        | 2               | 7               | 8           | 10          | (20)            | 8                             | 100                              | 10                             | 100                              |                               |
| 24 Disorderly Conduct                 | 4               | 2               | 9           | 10          | (10)            | 9                             | 100                              | 10                             | 100                              |                               |
| 25 Vagrancy (Loitering)               | 0               | 0               | 0           | 0           | 0               | 0                             | 0                                | 0                              | 0                                |                               |
| 26 All Other Offenses                 | 26              | 34              | 102         | 84          | 21              | 91                            | 89                               | 74                             | 88                               |                               |
| Hit & Run with Personal Injury        | 0               | 0               | 0           | 0           | 0               |                               |                                  |                                |                                  |                               |
| 29 Runaway (Juveniles)                | 10              | 2               | 18          | 8           | 125             | 10                            | 56                               | 6                              | 75                               |                               |
| <b>Part I Crimes</b>                  | 71              | 59              | 191         | 145         | 32              | 69                            | 36                               | 59                             | 41                               |                               |
| <b>Part II Crimes</b>                 | 103             | 99              | 296         | 245         | 21              | 200                           | 68                               | 177                            | 72                               |                               |



# Dover Police Departmental Report

## 2012 UCR Part I & II Crime

Crystal 2013

| April                                 | 2012<br>Monthly | 2011<br>Monthly | 2012<br>YTD | 2011<br>YTD | +,-)<br>% Diff. | 2012YTD<br>Clearance<br>Total | 2012 YTD<br>Clearance<br>Percent | 2011 YTD<br>Clearance<br>Total | 2011 YTD<br>Clearance<br>Percent | Perce<br>Clearanc<br>State/Ne |
|---------------------------------------|-----------------|-----------------|-------------|-------------|-----------------|-------------------------------|----------------------------------|--------------------------------|----------------------------------|-------------------------------|
| <b>Part I Crimes</b>                  |                 |                 |             |             |                 |                               |                                  |                                |                                  |                               |
| 01 Murder/Nonnegligent Manslaughter   | 0               | 0               | 0           | 0           | 0               | 0                             | 0                                | 0                              | 0                                | 88/62                         |
| 02 Rape By Force                      | 1               | 0               | 5           | 0           | 500             | 2                             | 40                               | 0                              | 0                                | 32/41                         |
| 03 Robbery                            | 0               | 0               | 4           | 6           | (33)            | 3                             | 75                               | 5                              | 83                               | 48/25                         |
| 04 Assault                            | 19              | 13              | 70          | 50          | 40              | 50                            | 71                               | 38                             | 76                               | 66/55                         |
| 05 Burglary                           | 5               | 6               | 24          | 19          | 26              | 7                             | 29                               | 2                              | 11                               | 17/13                         |
| - Residence                           | 5               | 5               | 20          | 14          | 43              |                               |                                  |                                |                                  |                               |
| - Non Residence                       | 0               | 1               | 4           | 5           | (20)            |                               |                                  |                                |                                  |                               |
| 06 Larceny/Theft                      | 42              | 37              | 149         | 123         | 21              | 34                            | 23                               | 40                             | 33                               | 24/18                         |
| 07 Auto Theft                         | 0               | 0               | 2           | 3           | (33)            | 1                             | 50                               | 0                              | 0                                | 29/13                         |
| - Auto                                | 0               | 0               | 2           | 3           | (33)            |                               |                                  |                                |                                  |                               |
| - Trucks & Busses                     | 0               | 0               | 0           | 0           | 0               |                               |                                  |                                |                                  |                               |
| - Other Vehicles                      | 0               | 0               | 0           | 0           | 0               |                               |                                  |                                |                                  |                               |
| 09 Arson                              | 5               | 0               | 9           | 0           | 900             | 3                             | 33                               | 0                              | 0                                | 39/18                         |
| <b>Part II Crimes</b>                 |                 |                 |             |             |                 |                               |                                  |                                |                                  |                               |
| 10 Forgery & Counterfeiting           | 1               | 1               | 7           | 6           | 17              | 3                             | 43                               | 1                              | 17                               |                               |
| 11 Fraud Including Bad Checks         | 8               | 8               | 29          | 18          | 61              | 8                             | 28                               | 6                              | 33                               |                               |
| 12 Embezzlement                       | 0               | 0               | 2           | 2           | 0               | 2                             | 100                              | 1                              | 50                               |                               |
| 13 Stolen Property (Buy/Sell/Receive) | 0               | 0               | 2           | 2           | 0               | 2                             | 100                              | 2                              | 100                              |                               |
| 14 Criminal Mischief                  | 37              | 35              | 114         | 87          | 31              | 22                            | 19                               | 23                             | 26                               |                               |
| - Business                            | 5               | 4               | 16          | 17          | (6)             |                               |                                  |                                |                                  |                               |
| - Government                          | 8               | 1               | 14          | 3           | 367             |                               |                                  |                                |                                  |                               |
| - Motor Vehicle                       | 10              | 13              | 47          | 32          | 47              |                               |                                  |                                |                                  |                               |
| - Residential                         | 10              | 10              | 22          | 23          | (4)             |                               |                                  |                                |                                  |                               |
| 15 Weapons Possession                 | 0               | 1               | 0           | 4           | (100)           | 0                             | 0                                | 3                              | 75                               |                               |
| 16 Prostitution                       | 0               | 0               | 0           | 0           | 0               | 0                             | 0                                | 0                              | 0                                |                               |
| 17 Sex Offenses (Except 02 & 16)      | 3               | 0               | 8           | 2           | 300             | 5                             | 63                               | 0                              | 0                                |                               |
| 18 Drug Offenses                      | 6               | 6               | 42          | 52          | (19)            | 38                            | 90                               | 46                             | 88                               |                               |
| 19 Gambling & Bookmaking              | 0               | 0               | 0           | 0           | 0               | 0                             | 0                                | 0                              | 0                                |                               |
| 20 Offenses Against Family            | 0               | 0               | 0           | 0           | 0               | 0                             | 0                                | 0                              | 0                                |                               |
| 21 DWI                                | 2               | 8               | 30          | 27          | 11              | 30                            | 100                              | 27                             | 100                              |                               |
| 22 Liquor Laws                        | 4               | 3               | 12          | 13          | (8)             | 12                            | 100                              | 13                             | 100                              |                               |
| 24 Disorderly Conduct                 | 4               | 2               | 13          | 12          | 8               | 13                            | 100                              | 12                             | 100                              |                               |
| 25 Vagrancy (Loitering)               | 1               | 0               | 1           | 0           | 100             | 0                             | 0                                | 0                              | 0                                |                               |
| 26 All Other Offenses                 | 40              | 33              | 142         | 117         | 21              | 127                           | 89                               | 104                            | 89                               |                               |
| Hit & Run with Personal Injury        | 0               | 0               | 0           | 0           | 0               |                               |                                  |                                |                                  |                               |
| 29 Runaway (Juveniles)                | 8               | 2               | 26          | 10          | 160             | 16                            | 62                               | 8                              | 80                               |                               |
| <b>Part I Crimes</b>                  | 72              | 56              | 263         | 201         | 31              | 100                           | 38                               | 85                             | 42                               |                               |
| <b>Part II Crimes</b>                 | 106             | 97              | 402         | 342         | 18              | 262                           | 65                               | 238                            | 70                               |                               |



Data Source Last Updated On:  
June 08, 2017 11:12 am

# Dover Police Departmental Report

A

## 2012 UCR Part I & II Crime

Crystal 2013

| May                                   | 2012<br>Monthly | 2011<br>Monthly | 2012<br>YTD | 2011<br>YTD | +,-)<br>% Diff. | 2012YTD<br>Clearance<br>Total | 2012 YTD<br>Clearance<br>Percent | 2011 YTD<br>Clearance<br>Total | 2011 YTD<br>Clearance<br>Percent | Perce<br>Clearanc<br>State/Ne |
|---------------------------------------|-----------------|-----------------|-------------|-------------|-----------------|-------------------------------|----------------------------------|--------------------------------|----------------------------------|-------------------------------|
| <b>Part I Crimes</b>                  |                 |                 |             |             |                 |                               |                                  |                                |                                  |                               |
| 01 Murder/Nonnegligent Manslaughter   | 0               | 0               | 0           | 0           | 0               | 0                             | 0                                | 0                              | 0                                | 88/62                         |
| 02 Rape By Force                      | 2               | 1               | 7           | 1           | 600             | 3                             | 43                               | 1                              | 100                              | 32/41                         |
| 03 Robbery                            | 0               | 1               | 4           | 7           | (43)            | 3                             | 75                               | 6                              | 86                               | 48/25                         |
| 04 Assault                            | 21              | 9               | 91          | 59          | 54              | 70                            | 77                               | 46                             | 78                               | 66/55                         |
| 05 Burglary                           | 12              | 5               | 36          | 24          | 50              | 13                            | 36                               | 3                              | 13                               | 17/13                         |
| - Residence                           | 11              | 3               | 31          | 17          | 82              |                               |                                  |                                |                                  |                               |
| - Non Residence                       | 1               | 2               | 5           | 7           | (29)            |                               |                                  |                                |                                  |                               |
| 06 Larceny/Theft                      | 50              | 50              | 199         | 173         | 15              | 52                            | 26                               | 53                             | 31                               | 24/18                         |
| 07 Auto Theft                         | 0               | 4               | 2           | 7           | (71)            | 1                             | 50                               | 1                              | 14                               | 29/13                         |
| - Auto                                | 0               | 3               | 2           | 6           | (67)            |                               |                                  |                                |                                  |                               |
| - Trucks & Busses                     | 0               | 0               | 0           | 0           | 0               |                               |                                  |                                |                                  |                               |
| - Other Vehicles                      | 0               | 1               | 0           | 1           | (100)           |                               |                                  |                                |                                  |                               |
| 09 Arson                              | 1               | 0               | 10          | 0           | 1000            | 3                             | 30                               | 0                              | 0                                | 39/18                         |
| <b>Part II Crimes</b>                 |                 |                 |             |             |                 |                               |                                  |                                |                                  |                               |
| 10 Forgery & Counterfeiting           | 2               | 2               | 9           | 8           | 13              | 4                             | 44                               | 2                              | 25                               |                               |
| 11 Fraud Including Bad Checks         | 6               | 10              | 35          | 28          | 25              | 11                            | 31                               | 11                             | 39                               |                               |
| 12 Embezzlement                       | 0               | 0               | 2           | 2           | 0               | 2                             | 100                              | 1                              | 50                               |                               |
| 13 Stolen Property (Buy/Sell/Receive) | 1               | 0               | 3           | 2           | 50              | 3                             | 100                              | 2                              | 100                              |                               |
| 14 Criminal Mischief                  | 29              | 25              | 143         | 112         | 28              | 26                            | 18                               | 27                             | 24                               |                               |
| - Business                            | 5               | 4               | 21          | 21          | 0               |                               |                                  |                                |                                  |                               |
| - Government                          | 4               | 1               | 18          | 4           | 350             |                               |                                  |                                |                                  |                               |
| - Motor Vehicle                       | 12              | 12              | 59          | 44          | 34              |                               |                                  |                                |                                  |                               |
| - Residential                         | 5               | 5               | 27          | 28          | (4)             |                               |                                  |                                |                                  |                               |
| 15 Weapons Possession                 | 0               | 0               | 0           | 4           | (100)           | 0                             | 0                                | 3                              | 75                               |                               |
| 16 Prostitution                       | 0               | 0               | 0           | 0           | 0               | 0                             | 0                                | 0                              | 0                                |                               |
| 17 Sex Offenses (Except 02 & 16)      | 1               | 4               | 9           | 6           | 50              | 6                             | 67                               | 3                              | 50                               |                               |
| 18 Drug Offenses                      | 11              | 9               | 53          | 61          | (13)            | 49                            | 92                               | 53                             | 87                               |                               |
| 19 Gambling & Bookmaking              | 0               | 0               | 0           | 0           | 0               | 0                             | 0                                | 0                              | 0                                |                               |
| 20 Offenses Against Family            | 0               | 0               | 0           | 0           | 0               | 0                             | 0                                | 0                              | 0                                |                               |
| 21 DWI                                | 8               | 8               | 38          | 35          | 9               | 38                            | 100                              | 35                             | 100                              |                               |
| 22 Liquor Laws                        | 6               | 12              | 18          | 25          | (28)            | 18                            | 100                              | 23                             | 92                               |                               |
| 24 Disorderly Conduct                 | 4               | 1               | 17          | 13          | 31              | 17                            | 100                              | 13                             | 100                              |                               |
| 25 Vagrancy (Loitering)               | 0               | 0               | 1           | 0           | 100             | 0                             | 0                                | 0                              | 0                                |                               |
| 26 All Other Offenses                 | 51              | 31              | 193         | 148         | 30              | 172                           | 89                               | 132                            | 89                               |                               |
| Hit & Run with Personal Injury        | 0               | 1               | 0           | 1           | (100)           |                               |                                  |                                |                                  |                               |
| 29 Runaway (Juveniles)                | 4               | 5               | 30          | 15          | 100             | 18                            | 60                               | 11                             | 73                               |                               |
| <b>Part I Crimes</b>                  | 86              | 70              | 349         | 271         | 29              | 145                           | 42                               | 110                            | 41                               |                               |
| <b>Part II Crimes</b>                 | 119             | 102             | 521         | 444         | 17              | 346                           | 66                               | 305                            | 69                               |                               |



Data Source Last Updated On:  
June 08, 2017 11:12 am

# Dover Police Departmental Report

A

## 2012 UCR Part I & II Crime

Crystal 2013

| June                                  | 2012<br>Monthly | 2011<br>Monthly | 2012<br>YTD | 2011<br>YTD | +,-)<br>% Diff. | 2012YTD<br>Clearance<br>Total | 2012 YTD<br>Clearance<br>Percent | 2011 YTD<br>Clearance<br>Total | 2011 YTD<br>Clearance<br>Percent | Perce<br>Clearanc<br>State/Ne |
|---------------------------------------|-----------------|-----------------|-------------|-------------|-----------------|-------------------------------|----------------------------------|--------------------------------|----------------------------------|-------------------------------|
| <b>Part I Crimes</b>                  |                 |                 |             |             |                 |                               |                                  |                                |                                  |                               |
| 01 Murder/Nonnegligent Manslaughter   | 0               | 0               | 0           | 0           | 0               | 0                             | 0                                | 0                              | 0                                | 88/62                         |
| 02 Rape By Force                      | 1               | 0               | 8           | 1           | 700             | 4                             | 50                               | 1                              | 100                              | 32/41                         |
| 03 Robbery                            | 1               | 1               | 5           | 8           | (38)            | 3                             | 60                               | 7                              | 88                               | 48/25                         |
| 04 Assault                            | 13              | 12              | 104         | 71          | 46              | 79                            | 76                               | 54                             | 76                               | 66/55                         |
| 05 Burglary                           | 8               | 6               | 44          | 30          | 47              | 16                            | 36                               | 5                              | 17                               | 17/13                         |
| - Residence                           | 5               | 4               | 36          | 21          | 71              |                               |                                  |                                |                                  |                               |
| - Non Residence                       | 3               | 2               | 8           | 9           | (11)            |                               |                                  |                                |                                  |                               |
| 06 Larceny/Theft                      | 47              | 35              | 246         | 208         | 18              | 58                            | 24                               | 62                             | 30                               | 24/18                         |
| 07 Auto Theft                         | 0               | 3               | 2           | 10          | (80)            | 1                             | 50                               | 1                              | 10                               | 29/13                         |
| - Auto                                | 0               | 2               | 2           | 8           | (75)            |                               |                                  |                                |                                  |                               |
| - Trucks & Busses                     | 0               | 0               | 0           | 0           | 0               |                               |                                  |                                |                                  |                               |
| - Other Vehicles                      | 0               | 1               | 0           | 2           | (100)           |                               |                                  |                                |                                  |                               |
| 09 Arson                              | 1               | 0               | 11          | 0           | 1100            | 3                             | 27                               | 0                              | 0                                | 39/18                         |
| <b>Part II Crimes</b>                 |                 |                 |             |             |                 |                               |                                  |                                |                                  |                               |
| 10 Forgery & Counterfeiting           | 2               | 2               | 11          | 10          | 10              | 6                             | 55                               | 2                              | 20                               |                               |
| 11 Fraud Including Bad Checks         | 5               | 5               | 40          | 33          | 21              | 11                            | 28                               | 11                             | 33                               |                               |
| 12 Embezzlement                       | 1               | 0               | 3           | 2           | 50              | 2                             | 67                               | 1                              | 50                               |                               |
| 13 Stolen Property (Buy/Sell/Receive) | 4               | 1               | 7           | 3           | 133             | 6                             | 86                               | 3                              | 100                              |                               |
| 14 Criminal Mischief                  | 34              | 35              | 177         | 147         | 20              | 33                            | 19                               | 32                             | 22                               |                               |
| - Business                            | 5               | 15              | 26          | 36          | (28)            |                               |                                  |                                |                                  |                               |
| - Government                          | 5               | 5               | 23          | 9           | 156             |                               |                                  |                                |                                  |                               |
| - Motor Vehicle                       | 7               | 5               | 66          | 49          | 35              |                               |                                  |                                |                                  |                               |
| - Residential                         | 9               | 8               | 36          | 36          | 0               |                               |                                  |                                |                                  |                               |
| 15 Weapons Possession                 | 1               | 1               | 1           | 5           | (80)            | 1                             | 100                              | 4                              | 80                               |                               |
| 16 Prostitution                       | 0               | 0               | 0           | 0           | 0               | 0                             | 0                                | 0                              | 0                                |                               |
| 17 Sex Offenses (Except 02 & 16)      | 2               | 1               | 11          | 7           | 57              | 8                             | 73                               | 4                              | 57                               |                               |
| 18 Drug Offenses                      | 14              | 18              | 67          | 79          | (15)            | 63                            | 94                               | 69                             | 87                               |                               |
| 19 Gambling & Bookmaking              | 0               | 0               | 0           | 0           | 0               | 0                             | 0                                | 0                              | 0                                |                               |
| 20 Offenses Against Family            | 0               | 0               | 0           | 0           | 0               | 0                             | 0                                | 0                              | 0                                |                               |
| 21 DWI                                | 13              | 13              | 51          | 48          | 6               | 51                            | 100                              | 48                             | 100                              |                               |
| 22 Liquor Laws                        | 0               | 2               | 18          | 27          | (33)            | 18                            | 100                              | 25                             | 93                               |                               |
| 24 Disorderly Conduct                 | 2               | 9               | 19          | 22          | (14)            | 19                            | 100                              | 22                             | 100                              |                               |
| 25 Vagrancy (Loitering)               | 0               | 0               | 1           | 0           | 100             | 0                             | 0                                | 0                              | 0                                |                               |
| 26 All Other Offenses                 | 41              | 37              | 234         | 185         | 26              | 206                           | 88                               | 163                            | 88                               |                               |
| Hit & Run with Personal Injury        | 0               | 0               | 0           | 1           | (100)           |                               |                                  |                                |                                  |                               |
| 29 Runaway (Juveniles)                | 10              | 12              | 40          | 27          | 48              | 25                            | 63                               | 20                             | 74                               |                               |
| <b>Part I Crimes</b>                  | 71              | 57              | 420         | 328         | 28              | 164                           | 39                               | 130                            | 40                               |                               |
| <b>Part II Crimes</b>                 | 119             | 124             | 640         | 568         | 13              | 424                           | 66                               | 384                            | 68                               |                               |



# Dover Police Departmental Report

## 2012 UCR Part I & II Crime

Crystal 2013

| July                                  | 2012<br>Monthly | 2011<br>Monthly | 2012<br>YTD | 2011<br>YTD | +,-)<br>% Diff. | 2012YTD<br>Clearance<br>Total | 2012 YTD<br>Clearance<br>Percent | 2011 YTD<br>Clearance<br>Total | 2011 YTD<br>Clearance<br>Percent | Perce<br>Clearanc<br>State/Ne |
|---------------------------------------|-----------------|-----------------|-------------|-------------|-----------------|-------------------------------|----------------------------------|--------------------------------|----------------------------------|-------------------------------|
| <b>Part I Crimes</b>                  |                 |                 |             |             |                 |                               |                                  |                                |                                  |                               |
| 01 Murder/Nonnegligent Manslaughter   | 0               | 0               | 0           | 0           | 0               | 0                             | 0                                | 0                              | 0                                | 88/62                         |
| 02 Rape By Force                      | 0               | 1               | 8           | 2           | 300             | 4                             | 50                               | 2                              | 100                              | 32/41                         |
| 03 Robbery                            | 0               | 0               | 5           | 8           | (38)            | 3                             | 60                               | 7                              | 88                               | 48/25                         |
| 04 Assault                            | 31              | 10              | 135         | 81          | 67              | 100                           | 74                               | 62                             | 77                               | 66/55                         |
| 05 Burglary                           | 8               | 5               | 52          | 35          | 49              | 16                            | 31                               | 5                              | 14                               | 17/13                         |
| - Residence                           | 6               | 4               | 42          | 25          | 68              |                               |                                  |                                |                                  |                               |
| - Non Residence                       | 2               | 1               | 10          | 10          | 0               |                               |                                  |                                |                                  |                               |
| 06 Larceny/Theft                      | 40              | 60              | 286         | 268         | 7               | 62                            | 22                               | 67                             | 25                               | 24/18                         |
| 07 Auto Theft                         | 2               | 1               | 4           | 11          | (64)            | 2                             | 50                               | 1                              | 9                                | 29/13                         |
| - Auto                                | 1               | 1               | 3           | 9           | (67)            |                               |                                  |                                |                                  |                               |
| - Trucks & Busses                     | 0               | 0               | 0           | 0           | 0               |                               |                                  |                                |                                  |                               |
| - Other Vehicles                      | 1               | 0               | 1           | 2           | (50)            |                               |                                  |                                |                                  |                               |
| 09 Arson                              | 0               | 0               | 11          | 0           | 1100            | 3                             | 27                               | 0                              | 0                                | 39/18                         |
| <b>Part II Crimes</b>                 |                 |                 |             |             |                 |                               |                                  |                                |                                  |                               |
| 10 Forgery & Counterfeiting           | 0               | 2               | 11          | 12          | (8)             | 6                             | 55                               | 2                              | 17                               |                               |
| 11 Fraud Including Bad Checks         | 5               | 0               | 45          | 33          | 36              | 12                            | 27                               | 11                             | 33                               |                               |
| 12 Embezzlement                       | 1               | 1               | 4           | 3           | 33              | 2                             | 50                               | 1                              | 33                               |                               |
| 13 Stolen Property (Buy/Sell/Receive) | 0               | 1               | 7           | 4           | 75              | 6                             | 86                               | 4                              | 100                              |                               |
| 14 Criminal Mischief                  | 44              | 32              | 221         | 179         | 23              | 42                            | 19                               | 38                             | 21                               |                               |
| - Business                            | 6               | 6               | 32          | 42          | (24)            |                               |                                  |                                |                                  |                               |
| - Government                          | 2               | 2               | 25          | 11          | 127             |                               |                                  |                                |                                  |                               |
| - Motor Vehicle                       | 17              | 13              | 83          | 62          | 34              |                               |                                  |                                |                                  |                               |
| - Residential                         | 9               | 7               | 45          | 43          | 5               |                               |                                  |                                |                                  |                               |
| 15 Weapons Possession                 | 0               | 1               | 1           | 6           | (83)            | 1                             | 100                              | 5                              | 83                               |                               |
| 16 Prostitution                       | 0               | 0               | 0           | 0           | 0               | 0                             | 0                                | 0                              | 0                                |                               |
| 17 Sex Offenses (Except 02 & 16)      | 0               | 2               | 11          | 9           | 22              | 8                             | 73                               | 5                              | 56                               |                               |
| 18 Drug Offenses                      | 26              | 28              | 93          | 107         | (13)            | 83                            | 89                               | 97                             | 91                               |                               |
| 19 Gambling & Bookmaking              | 0               | 0               | 0           | 0           | 0               | 0                             | 0                                | 0                              | 0                                |                               |
| 20 Offenses Against Family            | 0               | 0               | 0           | 0           | 0               | 0                             | 0                                | 0                              | 0                                |                               |
| 21 DWI                                | 10              | 10              | 61          | 58          | 5               | 61                            | 100                              | 58                             | 100                              |                               |
| 22 Liquor Laws                        | 3               | 10              | 21          | 37          | (43)            | 21                            | 100                              | 34                             | 92                               |                               |
| 24 Disorderly Conduct                 | 9               | 1               | 28          | 23          | 22              | 28                            | 100                              | 23                             | 100                              |                               |
| 25 Vagrancy (Loitering)               | 0               | 0               | 1           | 0           | 100             | 0                             | 0                                | 0                              | 0                                |                               |
| 26 All Other Offenses                 | 47              | 44              | 281         | 229         | 23              | 247                           | 88                               | 198                            | 86                               |                               |
| Hit & Run with Personal Injury        | 0               | 0               | 0           | 1           | (100)           |                               |                                  |                                |                                  |                               |
| 29 Runaway (Juveniles)                | 4               | 4               | 44          | 31          | 42              | 26                            | 59                               | 24                             | 77                               |                               |
| <b>Part I Crimes</b>                  | 81              | 77              | 501         | 405         | 24              | 190                           | 38                               | 144                            | 36                               |                               |
| <b>Part II Crimes</b>                 | 145             | 132             | 785         | 700         | 12              | 517                           | 66                               | 476                            | 68                               |                               |



Data Source Last Updated On:  
June 08, 2017 11:12 am

# Dover Police Departmental Report

A

## 2012 UCR Part I & II Crime

Crystal 2013

| August                                | 2012<br>Monthly | 2011<br>Monthly | 2012<br>YTD | 2011<br>YTD | +,-)<br>% Diff. | 2012YTD<br>Clearance<br>Total | 2012 YTD<br>Clearance<br>Percent | 2011 YTD<br>Clearance<br>Total | 2011 YTD<br>Clearance<br>Percent | Perce<br>Clearanc<br>State/Ne |
|---------------------------------------|-----------------|-----------------|-------------|-------------|-----------------|-------------------------------|----------------------------------|--------------------------------|----------------------------------|-------------------------------|
| <b>Part I Crimes</b>                  |                 |                 |             |             |                 |                               |                                  |                                |                                  |                               |
| 01 Murder/Nonnegligent Manslaughter   | 0               | 0               | 0           | 0           | 0               | 0                             | 0                                | 0                              | 0                                | 88/62                         |
| 02 Rape By Force                      | 1               | 0               | 9           | 2           | 350             | 5                             | 56                               | 2                              | 100                              | 32/41                         |
| 03 Robbery                            | 1               | 1               | 6           | 9           | (33)            | 4                             | 67                               | 7                              | 78                               | 48/25                         |
| 04 Assault                            | 25              | 16              | 160         | 97          | 65              | 119                           | 74                               | 73                             | 75                               | 66/55                         |
| 05 Burglary                           | 5               | 13              | 57          | 48          | 19              | 19                            | 33                               | 10                             | 21                               | 17/13                         |
| - Residence                           | 2               | 11              | 44          | 36          | 22              |                               |                                  |                                |                                  |                               |
| - Non Residence                       | 3               | 2               | 13          | 12          | 8               |                               |                                  |                                |                                  |                               |
| 06 Larceny/Theft                      | 53              | 46              | 339         | 314         | 8               | 78                            | 23                               | 76                             | 24                               | 24/18                         |
| 07 Auto Theft                         | 1               | 1               | 5           | 12          | (58)            | 3                             | 60                               | 1                              | 8                                | 29/13                         |
| - Auto                                | 1               | 1               | 4           | 10          | (60)            |                               |                                  |                                |                                  |                               |
| - Trucks & Busses                     | 0               | 0               | 0           | 0           | 0               |                               |                                  |                                |                                  |                               |
| - Other Vehicles                      | 0               | 0               | 1           | 2           | (50)            |                               |                                  |                                |                                  |                               |
| 09 Arson                              | 1               | 0               | 12          | 0           | 1200            | 4                             | 33                               | 0                              | 0                                | 39/18                         |
| <b>Part II Crimes</b>                 |                 |                 |             |             |                 |                               |                                  |                                |                                  |                               |
| 10 Forgery & Counterfeiting           | 2               | 0               | 13          | 12          | 8               | 7                             | 54                               | 2                              | 17                               |                               |
| 11 Fraud Including Bad Checks         | 7               | 1               | 52          | 34          | 53              | 15                            | 29                               | 12                             | 35                               |                               |
| 12 Embezzlement                       | 0               | 1               | 4           | 4           | 0               | 2                             | 50                               | 1                              | 25                               |                               |
| 13 Stolen Property (Buy/Sell/Receive) | 2               | 0               | 9           | 4           | 125             | 8                             | 89                               | 4                              | 100                              |                               |
| 14 Criminal Mischief                  | 36              | 59              | 257         | 238         | 8               | 50                            | 19                               | 46                             | 19                               |                               |
| - Business                            | 4               | 4               | 36          | 46          | (22)            |                               |                                  |                                |                                  |                               |
| - Government                          | 4               | 1               | 29          | 12          | 142             |                               |                                  |                                |                                  |                               |
| - Motor Vehicle                       | 8               | 37              | 91          | 99          | (8)             |                               |                                  |                                |                                  |                               |
| - Residential                         | 11              | 8               | 56          | 51          | 10              |                               |                                  |                                |                                  |                               |
| 15 Weapons Possession                 | 0               | 0               | 1           | 6           | (83)            | 1                             | 100                              | 5                              | 83                               |                               |
| 16 Prostitution                       | 0               | 0               | 0           | 0           | 0               | 0                             | 0                                | 0                              | 0                                |                               |
| 17 Sex Offenses (Except 02 & 16)      | 4               | 2               | 15          | 11          | 36              | 9                             | 60                               | 7                              | 64                               |                               |
| 18 Drug Offenses                      | 15              | 11              | 108         | 118         | (8)             | 98                            | 91                               | 106                            | 90                               |                               |
| 19 Gambling & Bookmaking              | 0               | 0               | 0           | 0           | 0               | 0                             | 0                                | 0                              | 0                                |                               |
| 20 Offenses Against Family            | 0               | 0               | 0           | 0           | 0               | 0                             | 0                                | 0                              | 0                                |                               |
| 21 DWI                                | 8               | 7               | 69          | 65          | 6               | 69                            | 100                              | 65                             | 100                              |                               |
| 22 Liquor Laws                        | 5               | 6               | 26          | 43          | (40)            | 26                            | 100                              | 40                             | 93                               |                               |
| 24 Disorderly Conduct                 | 3               | 4               | 31          | 27          | 15              | 31                            | 100                              | 27                             | 100                              |                               |
| 25 Vagrancy (Loitering)               | 0               | 0               | 1           | 0           | 100             | 0                             | 0                                | 0                              | 0                                |                               |
| 26 All Other Offenses                 | 36              | 32              | 317         | 261         | 21              | 278                           | 88                               | 226                            | 87                               |                               |
| - Hit & Run with Personal Injury      | 0               | 0               | 0           | 1           | (100)           |                               |                                  |                                |                                  |                               |
| 29 Runaway (Juveniles)                | 3               | 2               | 47          | 33          | 42              | 28                            | 60                               | 25                             | 76                               |                               |
| <b>Part I Crimes</b>                  | 87              | 77              | 588         | 482         | 22              | 232                           | 39                               | 169                            | 35                               |                               |
| <b>Part II Crimes</b>                 | 118             | 123             | 903         | 823         | 10              | 594                           | 66                               | 541                            | 66                               |                               |





Data Source Last Updated On:  
June 08, 2017 11:12 am

# Dover Police Departmental Report

A

## 2012 UCR Part I & II Crime

Crystal 2013

| September                             | 2012<br>Monthly | 2011<br>Monthly | 2012<br>YTD | 2011<br>YTD | +,-)<br>% Diff. | 2012YTD<br>Clearance<br>Total | 2012 YTD<br>Clearance<br>Percent | 2011 YTD<br>Clearance<br>Total | 2011 YTD<br>Clearance<br>Percent | Perce<br>Clearanc<br>State/Ne |
|---------------------------------------|-----------------|-----------------|-------------|-------------|-----------------|-------------------------------|----------------------------------|--------------------------------|----------------------------------|-------------------------------|
| <b>Part I Crimes</b>                  |                 |                 |             |             |                 |                               |                                  |                                |                                  |                               |
| 01 Murder/Nonnegligent Manslaughter   | 0               | 0               | 0           | 0           | 0               | 0                             | 0                                | 0                              | 0                                | 88/62                         |
| 02 Rape By Force                      | 0               | 3               | 9           | 5           | 80              | 5                             | 56                               | 5                              | 100                              | 32/41                         |
| 03 Robbery                            | 0               | 0               | 6           | 9           | (33)            | 4                             | 67                               | 7                              | 78                               | 48/25                         |
| 04 Assault                            | 11              | 14              | 171         | 111         | 54              | 127                           | 74                               | 84                             | 76                               | 66/55                         |
| 05 Burglary                           | 5               | 13              | 62          | 61          | 2               | 20                            | 32                               | 14                             | 23                               | 17/13                         |
| - Residence                           | 2               | 10              | 46          | 46          | 0               |                               |                                  |                                |                                  |                               |
| - Non Residence                       | 3               | 3               | 16          | 15          | 7               |                               |                                  |                                |                                  |                               |
| 06 Larceny/Theft                      | 53              | 31              | 392         | 345         | 14              | 89                            | 23                               | 81                             | 23                               | 24/18                         |
| 07 Auto Theft                         | 1               | 0               | 6           | 12          | (50)            | 3                             | 50                               | 1                              | 8                                | 29/13                         |
| - Auto                                | 0               | 0               | 4           | 10          | (60)            |                               |                                  |                                |                                  |                               |
| - Trucks & Busses                     | 0               | 0               | 0           | 0           | 0               |                               |                                  |                                |                                  |                               |
| - Other Vehicles                      | 1               | 0               | 2           | 2           | 0               |                               |                                  |                                |                                  |                               |
| 09 Arson                              | 0               | 0               | 12          | 0           | 1200            | 4                             | 33                               | 0                              | 0                                | 39/18                         |
| <b>Part II Crimes</b>                 |                 |                 |             |             |                 |                               |                                  |                                |                                  |                               |
| 10 Forgery & Counterfeiting           | 2               | 1               | 15          | 13          | 15              | 7                             | 47                               | 2                              | 15                               |                               |
| 11 Fraud Including Bad Checks         | 7               | 3               | 59          | 37          | 59              | 19                            | 32                               | 15                             | 41                               |                               |
| 12 Embezzlement                       | 0               | 1               | 4           | 5           | (20)            | 2                             | 50                               | 2                              | 40                               |                               |
| 13 Stolen Property (Buy/Sell/Receive) | 2               | 1               | 11          | 5           | 120             | 9                             | 82                               | 5                              | 100                              |                               |
| 14 Criminal Mischief                  | 34              | 24              | 291         | 262         | 11              | 59                            | 20                               | 52                             | 20                               |                               |
| - Business                            | 0               | 2               | 36          | 48          | (25)            |                               |                                  |                                |                                  |                               |
| - Government                          | 1               | 4               | 30          | 16          | 88              |                               |                                  |                                |                                  |                               |
| - Motor Vehicle                       | 17              | 7               | 108         | 106         | 2               |                               |                                  |                                |                                  |                               |
| - Residential                         | 10              | 5               | 66          | 56          | 18              |                               |                                  |                                |                                  |                               |
| 15 Weapons Possession                 | 0               | 0               | 1           | 6           | (83)            | 1                             | 100                              | 5                              | 83                               |                               |
| 16 Prostitution                       | 0               | 0               | 0           | 0           | 0               | 0                             | 0                                | 0                              | 0                                |                               |
| 17 Sex Offenses (Except 02 & 16)      | 4               | 1               | 19          | 12          | 58              | 10                            | 53                               | 7                              | 58                               |                               |
| 18 Drug Offenses                      | 7               | 9               | 115         | 127         | (9)             | 105                           | 91                               | 115                            | 91                               |                               |
| 19 Gambling & Bookmaking              | 0               | 0               | 0           | 0           | 0               | 0                             | 0                                | 0                              | 0                                |                               |
| 20 Offenses Against Family            | 1               | 0               | 1           | 0           | 100             | 0                             | 0                                | 0                              | 0                                |                               |
| 21 DWI                                | 11              | 8               | 80          | 73          | 10              | 80                            | 100                              | 73                             | 100                              |                               |
| 22 Liquor Laws                        | 6               | 7               | 32          | 50          | (36)            | 32                            | 100                              | 47                             | 94                               |                               |
| 24 Disorderly Conduct                 | 4               | 1               | 35          | 28          | 25              | 35                            | 100                              | 28                             | 100                              |                               |
| 25 Vagrancy (Loitering)               | 0               | 0               | 1           | 0           | 100             | 0                             | 0                                | 0                              | 0                                |                               |
| 26 All Other Offenses                 | 26              | 34              | 343         | 295         | 16              | 303                           | 88                               | 253                            | 86                               |                               |
| Hit & Run with Personal Injury        | 0               | 0               | 0           | 1           | (100)           |                               |                                  |                                |                                  |                               |
| 29 Runaway (Juveniles)                | 3               | 6               | 50          | 39          | 28              | 31                            | 62                               | 28                             | 72                               |                               |
| <b>Part I Crimes</b>                  | 70              | 61              | 658         | 543         | 21              | 252                           | 38                               | 192                            | 35                               |                               |
| <b>Part II Crimes</b>                 | 104             | 90              | 1007        | 913         | 10              | 662                           | 66                               | 604                            | 66                               |                               |



Data Source Last Updated On:  
June 08, 2017 11:12 am

# Dover Police Departmental Report

A

## 2012 UCR Part I & II Crime

Crystal 2013

| October                               | 2012<br>Monthly | 2011<br>Monthly | 2012<br>YTD | 2011<br>YTD | +,-)<br>% Diff. | 2012YTD<br>Clearance<br>Total | 2012 YTD<br>Clearance<br>Percent | 2011 YTD<br>Clearance<br>Total | 2011 YTD<br>Clearance<br>Percent | Perce<br>Clearanc<br>State/Ne |
|---------------------------------------|-----------------|-----------------|-------------|-------------|-----------------|-------------------------------|----------------------------------|--------------------------------|----------------------------------|-------------------------------|
| <b>Part I Crimes</b>                  |                 |                 |             |             |                 |                               |                                  |                                |                                  |                               |
| 01 Murder/Nonnegligent Manslaughter   | 1               | 0               | 1           | 0           | 100             | 1                             | 100                              | 0                              | 0                                | 88/62                         |
| 02 Rape By Force                      | 0               | 0               | 9           | 5           | 80              | 5                             | 56                               | 5                              | 100                              | 32/41                         |
| 03 Robbery                            | 1               | 0               | 7           | 9           | (22)            | 5                             | 71                               | 7                              | 78                               | 48/25                         |
| 04 Assault                            | 12              | 11              | 183         | 122         | 50              | 136                           | 74                               | 92                             | 75                               | 66/55                         |
| 05 Burglary                           | 9               | 9               | 71          | 70          | 1               | 21                            | 30                               | 16                             | 23                               | 17/13                         |
| - Residence                           | 6               | 5               | 52          | 51          | 2               |                               |                                  |                                |                                  |                               |
| - Non Residence                       | 3               | 4               | 19          | 19          | 0               |                               |                                  |                                |                                  |                               |
| 06 Larceny/Theft                      | 60              | 43              | 452         | 388         | 16              | 99                            | 22                               | 88                             | 23                               | 24/18                         |
| 07 Auto Theft                         | 1               | 2               | 7           | 14          | (50)            | 3                             | 43                               | 1                              | 7                                | 29/13                         |
| - Auto                                | 1               | 1               | 5           | 11          | (55)            |                               |                                  |                                |                                  |                               |
| - Trucks & Busses                     | 0               | 0               | 0           | 0           | 0               |                               |                                  |                                |                                  |                               |
| - Other Vehicles                      | 0               | 1               | 2           | 3           | (33)            |                               |                                  |                                |                                  |                               |
| 09 Arson                              | 1               | 0               | 13          | 0           | 1300            | 4                             | 31                               | 0                              | 0                                | 39/18                         |
| <b>Part II Crimes</b>                 |                 |                 |             |             |                 |                               |                                  |                                |                                  |                               |
| 10 Forgery & Counterfeiting           | 1               | 1               | 16          | 14          | 14              | 8                             | 50                               | 2                              | 14                               |                               |
| 11 Fraud Including Bad Checks         | 6               | 4               | 65          | 41          | 59              | 21                            | 32                               | 15                             | 37                               |                               |
| 12 Embezzlement                       | 0               | 0               | 4           | 5           | (20)            | 2                             | 50                               | 2                              | 40                               |                               |
| 13 Stolen Property (Buy/Sell/Receive) | 0               | 1               | 11          | 6           | 83              | 9                             | 82                               | 6                              | 100                              |                               |
| 14 Criminal Mischief                  | 26              | 20              | 317         | 282         | 12              | 63                            | 20                               | 53                             | 19                               |                               |
| - Business                            | 8               | 4               | 44          | 52          | (15)            |                               |                                  |                                |                                  |                               |
| - Government                          | 1               | 0               | 31          | 16          | 94              |                               |                                  |                                |                                  |                               |
| - Motor Vehicle                       | 7               | 7               | 115         | 113         | 2               |                               |                                  |                                |                                  |                               |
| - Residential                         | 8               | 5               | 74          | 61          | 21              |                               |                                  |                                |                                  |                               |
| 15 Weapons Possession                 | 0               | 0               | 1           | 6           | (83)            | 1                             | 100                              | 5                              | 83                               |                               |
| 16 Prostitution                       | 0               | 0               | 0           | 0           | 0               | 0                             | 0                                | 0                              | 0                                |                               |
| 17 Sex Offenses (Except 02 & 16)      | 2               | 1               | 21          | 13          | 62              | 12                            | 57                               | 7                              | 54                               |                               |
| 18 Drug Offenses                      | 8               | 13              | 123         | 140         | (12)            | 113                           | 92                               | 127                            | 91                               |                               |
| 19 Gambling & Bookmaking              | 0               | 0               | 0           | 0           | 0               | 0                             | 0                                | 0                              | 0                                |                               |
| 20 Offenses Against Family            | 0               | 0               | 1           | 0           | 100             | 0                             | 0                                | 0                              | 0                                |                               |
| 21 DWI                                | 6               | 11              | 86          | 84          | 2               | 86                            | 100                              | 84                             | 100                              |                               |
| 22 Liquor Laws                        | 3               | 5               | 35          | 55          | (36)            | 35                            | 100                              | 51                             | 93                               |                               |
| 24 Disorderly Conduct                 | 7               | 2               | 42          | 30          | 40              | 41                            | 98                               | 30                             | 100                              |                               |
| 25 Vagrancy (Loitering)               | 0               | 0               | 1           | 0           | 100             | 0                             | 0                                | 0                              | 0                                |                               |
| 26 All Other Offenses                 | 33              | 30              | 376         | 325         | 16              | 334                           | 89                               | 279                            | 86                               |                               |
| Hit & Run with Personal Injury        | 0               | 0               | 0           | 1           | (100)           |                               |                                  |                                |                                  |                               |
| 29 Runaway (Juveniles)                | 4               | 2               | 54          | 41          | 32              | 34                            | 63                               | 29                             | 71                               |                               |
| <b>Part I Crimes</b>                  | 85              | 65              | 743         | 608         | 22              | 274                           | 37                               | 209                            | 34                               |                               |
| <b>Part II Crimes</b>                 | 92              | 88              | 1099        | 1001        | 10              | 725                           | 66                               | 661                            | 66                               |                               |



Data Source Last Updated On:  
June 08, 2017 11:12 am

# Dover Police Departmental Report

A

## 2012 UCR Part I & II Crime

Crystal 2013

| <b>November</b>                       | 2012    | 2011    | 2012 | 2011 | +,-)    | 2012YTD   | 2012 YTD  | 2011 YTD  | 2011 YTD  | Perce    |
|---------------------------------------|---------|---------|------|------|---------|-----------|-----------|-----------|-----------|----------|
|                                       | Monthly | Monthly | YTD  | YTD  | % Diff. | Clearance | Clearance | Clearance | Clearance | Clearanc |
| <b>Part I Crimes</b>                  |         |         |      |      |         | Total     | Percent   | Total     | Percent   | State/Na |
| 01 Murder/Nonnegligent Manslaughter   | 0       | 0       | 1    | 0    | 100     | 1         | 100       | 0         | 0         | 88/62    |
| 02 Rape By Force                      | 2       | 0       | 11   | 5    | 120     | 6         | 55        | 5         | 100       | 32/41    |
| 03 Robbery                            | 0       | 0       | 7    | 9    | (22)    | 5         | 71        | 7         | 78        | 48/25    |
| 04 Assault                            | 13      | 6       | 196  | 128  | 53      | 148       | 76        | 98        | 77        | 66/55    |
| 05 Burglary                           | 10      | 10      | 81   | 80   | 1       | 22        | 27        | 18        | 23        | 17/13    |
| - Residence                           | 8       | 4       | 60   | 55   | 9       |           |           |           |           |          |
| - Non Residence                       | 2       | 6       | 21   | 25   | (16)    |           |           |           |           |          |
| 06 Larceny/Theft                      | 30      | 53      | 482  | 441  | 9       | 103       | 21        | 96        | 22        | 24/18    |
| 07 Auto Theft                         | 0       | 1       | 7    | 15   | (53)    | 3         | 43        | 1         | 7         | 29/13    |
| - Auto                                | 0       | 1       | 5    | 12   | (58)    |           |           |           |           |          |
| - Trucks & Busses                     | 0       | 0       | 0    | 0    | 0       |           |           |           |           |          |
| - Other Vehicles                      | 0       | 0       | 2    | 3    | (33)    |           |           |           |           |          |
| 09 Arson                              | 1       | 1       | 14   | 1    | 1300    | 4         | 29        | 1         | 100       | 39/18    |
| <b>Part II Crimes</b>                 |         |         |      |      |         |           |           |           |           |          |
| 10 Forgery & Counterfeiting           | 0       | 3       | 16   | 17   | (6)     | 8         | 50        | 4         | 24        |          |
| 11 Fraud Including Bad Checks         | 6       | 6       | 71   | 47   | 51      | 24        | 34        | 16        | 34        |          |
| 12 Embezzlement                       | 0       | 1       | 4    | 6    | (33)    | 2         | 50        | 3         | 50        |          |
| 13 Stolen Property (Buy/Sell/Receive) | 3       | 3       | 14   | 9    | 56      | 10        | 71        | 9         | 100       |          |
| 14 Criminal Mischief                  | 24      | 22      | 341  | 304  | 12      | 67        | 20        | 62        | 20        |          |
| - Business                            | 2       | 5       | 46   | 57   | (19)    |           |           |           |           |          |
| - Government                          | 1       | 5       | 32   | 21   | 52      |           |           |           |           |          |
| - Motor Vehicle                       | 12      | 6       | 127  | 119  | 7       |           |           |           |           |          |
| - Residential                         | 5       | 2       | 79   | 63   | 25      |           |           |           |           |          |
| 15 Weapons Possession                 | 0       | 0       | 1    | 6    | (83)    | 1         | 100       | 5         | 83        |          |
| 16 Prostitution                       | 0       | 0       | 0    | 0    | 0       | 0         | 0         | 0         | 0         |          |
| 17 Sex Offenses (Except 02 & 16)      | 1       | 1       | 22   | 14   | 57      | 12        | 55        | 8         | 57        |          |
| 18 Drug Offenses                      | 2       | 5       | 125  | 145  | (14)    | 115       | 92        | 132       | 91        |          |
| 19 Gambling & Bookmaking              | 0       | 0       | 0    | 0    | 0       | 0         | 0         | 0         | 0         |          |
| 20 Offenses Against Family            | 0       | 0       | 1    | 0    | 100     | 0         | 0         | 0         | 0         |          |
| 21 DWI                                | 6       | 11      | 92   | 95   | (3)     | 92        | 100       | 95        | 100       |          |
| 22 Liquor Laws                        | 3       | 6       | 38   | 61   | (38)    | 38        | 100       | 57        | 93        |          |
| 24 Disorderly Conduct                 | 4       | 1       | 46   | 31   | 48      | 45        | 98        | 31        | 100       |          |
| 25 Vagrancy (Loitering)               | 0       | 0       | 1    | 0    | 100     | 0         | 0         | 0         | 0         |          |
| 26 All Other Offenses                 | 35      | 20      | 411  | 345  | 19      | 366       | 89        | 293       | 85        |          |
| Hit & Run with Personal Injury        | 0       | 0       | 0    | 1    | (100)   |           |           |           |           |          |
| 29 Runaway (Juveniles)                | 2       | 2       | 56   | 43   | 30      | 34        | 61        | 30        | 70        |          |
| <b>Part I Crimes</b>                  | 56      | 71      | 799  | 679  | 18      | 292       | 37        | 226       | 33        |          |
| <b>Part II Crimes</b>                 | 84      | 79      | 1183 | 1080 | 10      | 780       | 66        | 715       | 66        |          |



# Dover Police Departmental Report

## 2012 UCR Part I & II Crime

Crystal 2013

| December                              | 2012<br>Monthly | 2011<br>Monthly | 2012<br>YTD | 2011<br>YTD | +,-)<br>% Diff. | 2012YTD<br>Clearance<br>Total | 2012 YTD<br>Clearance<br>Percent | 2011 YTD<br>Clearance<br>Total | 2011 YTD<br>Clearance<br>Percent | Perce<br>Clearanc<br>State/Ne |
|---------------------------------------|-----------------|-----------------|-------------|-------------|-----------------|-------------------------------|----------------------------------|--------------------------------|----------------------------------|-------------------------------|
| <b>Part I Crimes</b>                  |                 |                 |             |             |                 |                               |                                  |                                |                                  |                               |
| 01 Murder/Nonnegligent Manslaughter   | 0               | 1               | 1           | 1           | 0               | 1                             | 100                              | 1                              | 100                              | 88/62                         |
| 02 Rape By Force                      | 0               | 2               | 11          | 7           | 57              | 6                             | 55                               | 5                              | 71                               | 32/41                         |
| 03 Robbery                            | 1               | 3               | 8           | 12          | (33)            | 6                             | 75                               | 9                              | 75                               | 48/25                         |
| 04 Assault                            | 9               | 13              | 205         | 141         | 45              | 155                           | 76                               | 109                            | 77                               | 66/55                         |
| 05 Burglary                           | 12              | 10              | 93          | 90          | 3               | 28                            | 30                               | 23                             | 26                               | 17/13                         |
| - Residence                           | 11              | 9               | 71          | 64          | 11              |                               |                                  |                                |                                  |                               |
| - Non Residence                       | 1               | 1               | 22          | 26          | (15)            |                               |                                  |                                |                                  |                               |
| 06 Larceny/Theft                      | 44              | 41              | 526         | 482         | 9               | 107                           | 20                               | 102                            | 21                               | 24/18                         |
| 07 Auto Theft                         | 1               | 0               | 8           | 15          | (47)            | 3                             | 38                               | 1                              | 7                                | 29/13                         |
| - Auto                                | 1               | 0               | 6           | 12          | (50)            |                               |                                  |                                |                                  |                               |
| - Trucks & Busses                     | 0               | 0               | 0           | 0           | 0               |                               |                                  |                                |                                  |                               |
| - Other Vehicles                      | 0               | 0               | 2           | 3           | (33)            |                               |                                  |                                |                                  |                               |
| 09 Arson                              | 0               | 1               | 14          | 2           | 600             | 4                             | 29                               | 1                              | 50                               | 39/18                         |
| <b>Part II Crimes</b>                 |                 |                 |             |             |                 |                               |                                  |                                |                                  |                               |
| 10 Forgery & Counterfeiting           | 2               | 2               | 18          | 19          | (5)             | 10                            | 56                               | 4                              | 21                               |                               |
| 11 Fraud Including Bad Checks         | 9               | 4               | 80          | 51          | 57              | 25                            | 31                               | 16                             | 31                               |                               |
| 12 Embezzlement                       | 0               | 0               | 4           | 6           | (33)            | 2                             | 50                               | 3                              | 50                               |                               |
| 13 Stolen Property (Buy/Sell/Receive) | 1               | 2               | 15          | 11          | 36              | 11                            | 73                               | 11                             | 100                              |                               |
| 14 Criminal Mischief                  | 19              | 32              | 360         | 336         | 7               | 72                            | 20                               | 65                             | 19                               |                               |
| - Business                            | 1               | 7               | 47          | 64          | (27)            |                               |                                  |                                |                                  |                               |
| - Government                          | 0               | 0               | 32          | 21          | 52              |                               |                                  |                                |                                  |                               |
| - Motor Vehicle                       | 13              | 13              | 140         | 132         | 6               |                               |                                  |                                |                                  |                               |
| - Residential                         | 2               | 6               | 81          | 69          | 17              |                               |                                  |                                |                                  |                               |
| 15 Weapons Possession                 | 0               | 1               | 1           | 7           | (86)            | 1                             | 100                              | 6                              | 86                               |                               |
| 16 Prostitution                       | 0               | 0               | 0           | 0           | 0               | 0                             | 0                                | 0                              | 0                                |                               |
| 17 Sex Offenses (Except 02 & 16)      | 1               | 0               | 23          | 14          | 64              | 12                            | 52                               | 8                              | 57                               |                               |
| 18 Drug Offenses                      | 8               | 13              | 133         | 158         | (16)            | 123                           | 92                               | 145                            | 92                               |                               |
| 19 Gambling & Bookmaking              | 0               | 0               | 0           | 0           | 0               | 0                             | 0                                | 0                              | 0                                |                               |
| 20 Offenses Against Family            | 0               | 0               | 1           | 0           | 100             | 0                             | 0                                | 0                              | 0                                |                               |
| 21 DWI                                | 3               | 10              | 95          | 105         | (10)            | 95                            | 100                              | 105                            | 100                              |                               |
| 22 Liquor Laws                        | 2               | 5               | 40          | 66          | (39)            | 40                            | 100                              | 62                             | 94                               |                               |
| 24 Disorderly Conduct                 | 3               | 5               | 49          | 36          | 36              | 48                            | 98                               | 35                             | 97                               |                               |
| 25 Vagrancy (Loitering)               | 0               | 0               | 1           | 0           | 100             | 0                             | 0                                | 0                              | 0                                |                               |
| 26 All Other Offenses                 | 32              | 30              | 443         | 375         | 18              | 394                           | 89                               | 319                            | 85                               |                               |
| Hit & Run with Personal Injury        | 0               | 0               | 0           | 1           | (100)           |                               |                                  |                                |                                  |                               |
| 29 Runaway (Juveniles)                | 0               | 0               | 56          | 43          | 30              | 34                            | 61                               | 30                             | 70                               |                               |
| <b>Part I Crimes</b>                  | 67              | 71              | 866         | 750         | 15              | 310                           | 36                               | 251                            | 33                               |                               |
| <b>Part II Crimes</b>                 | 80              | 104             | 1263        | 1184        | 7               | 833                           | 66                               | 779                            | 66                               |                               |



# Dover Police Departmental Report

## 2012 Non-Criminal Investigative Incidents

These statistics are based upon non-criminal incidents where a police report was completed by the investigating officer. Incidents identified as non-investigatory or non-investigatory with notes are not accounted for in this report. For comparative analysis, view the 2012- E CAD CFS Summaries report.

Data Source Last Updated On:  
June 08, 2017 11:13 am

Crystal 2013

| January   |                                    | 2012<br>Monthly | 2011<br>Monthly | 2012<br>YTD | 2011<br>YTD | +,-<br>% Diff. |
|---|------------------------------------|-----------------|-----------------|-------------|-------------|----------------|
| <b>Violations (Non-NIBRS Compliant)</b>   |                                    |                 |                 |             |             |                |
| Truancy-26Y   |                                    | 5               | 1               | 5           | 1           | 400            |
| Traffic-30  |                                    | 12              | 13              | 12          | 13          | (8)            |
| Animal (90A-C)  |                                    | 0               | 10              | 0           | 10          | (100)          |
| Other: Hitchhiking, FTAS, Benches, Motor Boats, Littering, Feeding Wildlife, Skateboards & Misuse Power |                                    | 0               | 2               | 0           | 2           |                |
| <b>Accidents:</b>   |                                    |                 |                 |             |             |                |
| 31  | Accidents (31A-E, 30H)             | 85              | 108             | 85          | 108         | (21)           |
|   | Non Investigative                  | 43              | 61              | 43          | 61          |                |
|   | Major Property Damage              | 24              | 23              | 24          | 23          |                |
|   | Injury                             | 5               | 9               | 5           | 9           |                |
|   | Bicycle *Requires Code Changes     | 0               | 0               | 0           | 0           |                |
|   | Pedestrian *Requires Code Changes  | 1               | 2               | 1           | 2           |                |
|   | Fatal                              | 0               | 0               | 0           | 0           |                |
|   | Hit & Run (30H)                    | 12              | 13              | 12          | 13          |                |
| <b>Non-Criminal Investigative Incidents:</b>  |                                    |                 |                 |             |             |                |
| 32  | Disturbances                       | 74              | 89              | 74          | 89          | (17)           |
|   | Juvenile                           | 7               | 3               | 7           | 3           |                |
|   | Domestic                           | 32              | 43              | 32          | 43          |                |
|   | Unwanted Subject                   | 5               | 5               | 5           | 5           |                |
|   | Possible DWI                       | 1               | 2               | 1           | 2           |                |
|   | OHRV                               | 0               | 0               | 0           | 0           |                |
|   | Road Rage                          | 1               | 2               | 1           | 2           |                |
|   | Loud Music/Noise                   | 0               | 0               | 0           | 0           |                |
|   | Party                              | 1               | 0               | 1           | 0           |                |
|   | Fight                              | 3               | 3               | 3           | 3           |                |
|   | Neighborhood                       | 6               | 2               | 6           | 2           |                |
|   | Landlord/Tenant                    | 0               | 0               | 0           | 0           |                |
|   | Other                              | 9               | 11              | 9           | 11          |                |
|   | Skateboarding                      | 0               | 0               | 0           | 0           |                |
|   | Unwanted Communications            | 9               | 18              | 9           | 18          |                |
| 34  | Missing Persons                    | 8               | 4               | 8           | 4           | 100            |
|   | Juvenile - Missing Person          | 7               | 3               | 7           | 3           |                |
|   | Adult - Missing Person             | 1               | 0               | 1           | 0           |                |
|   | Attempt To Locate                  | 0               | 0               | 0           | 0           |                |
| 43  | Suspicious Activity                | 24              | 18              | 24          | 18          | 33             |
|   | Suspicious Person                  | 0               | 0               | 0           | 0           |                |
|   | Suspicious MV                      | 1               | 0               | 1           | 0           |                |
| 44  | Death-Untimely, Suicide & Attempts | 5               | 1               | 5           | 1           | 400            |
|   | Death - Untimely                   | 3               | 1               | 3           | 1           |                |
|   | Death - Suicide                    | 1               | 0               | 1           | 0           |                |
|   | Suicide - Attempted                | 1               | 0               | 1           | 0           |                |
| 54  | Police Information                 | 44              | 35              | 44          | 35          | 26             |
|   | Drugs                              | 6               | 1               | 6           | 1           |                |
|   | Sex Offenses                       | 2               | 7               | 2           | 7           |                |
|   | Crimeline                          | 16              | 10              | 16          | 10          |                |
|   | Fraud Other Jurisdiction           | 1               | 1               | 1           | 1           |                |
|   | Other                              | 19              | 16              | 19          | 16          |                |
| 55  | Welfare Check                      | 20              | 18              | 20          | 18          | 11             |
|   | Abuse, Physical, Emotional         | 1               | 1               | 1           | 1           |                |
|   | Medical/Well Being                 | 10              | 12              | 10          | 12          |                |
|   | 911 Trace                          | 0               | 0               | 0           | 0           |                |
|   | Other                              | 9               | 5               | 9           | 5           |                |



# Dover Police Departmental Report

## 2012 Non-Criminal Investigative Incidents

These statistics are based upon non-criminal incidents where a police report was completed by the investigating officer. Incidents identified as non-investigatory or non-investigatory with notes are not accounted for in this report. For comparative analysis, view the 2012- E CAD CFS Summaries report.

Data Source Last Updated On:

June 08, 2017 11:13 am

Crystal 2013

### January -- continued

|    |                    |    |    |    |    |     |
|----|--------------------|----|----|----|----|-----|
| 56 | Assist             | 51 | 51 | 51 | 51 | 0   |
|    | Remove Belongings  | 2  | 0  | 2  | 0  |     |
|    | Child Custody      | 2  | 2  | 2  | 2  |     |
|    | WDH Hospital Staff | 0  | 0  | 0  | 0  |     |
|    | Police Mutual Aid  | 0  | 2  | 0  | 2  |     |
|    | Other              | 47 | 47 | 47 | 47 |     |
| 59 | Shots Fired        | 1  | 0  | 1  | 0  | 100 |
| 60 | Animal             | 22 | 20 | 22 | 20 | 10  |
|    | Dog Complaint      | 3  | 8  | 3  | 8  |     |
|    | Nuisance           | 0  | 0  | 0  | 0  |     |
|    | Found              | 5  | 3  | 5  | 3  |     |
|    | Lost               | 4  | 0  | 4  | 0  |     |
|    | Hit                | 2  | 1  | 2  | 1  |     |
|    | Bite               | 2  | 2  | 2  | 2  |     |
|    | Welfare            | 6  | 6  | 6  | 6  |     |
|    | Other              | 0  | 0  | 0  | 0  |     |



# Dover Police Departmental Report

## 2012 Non-Criminal Investigative Incidents

These statistics are based upon non-criminal incidents where a police report was completed by the investigating officer. Incidents identified as non-investigatory or non-investigatory with notes are not accounted for in this report. For comparative analysis, view the 2012- E CAD CFS Summaries report.

Data Source Last Updated On:  
June 08, 2017 11:13 am

Crystal 2013

### February

|  | 2012<br>Monthly | 2011<br>Monthly | 2012<br>YTD | 2011<br>YTD | +,-<br>% Diff. |
|--|-----------------|-----------------|-------------|-------------|----------------|
|--|-----------------|-----------------|-------------|-------------|----------------|

#### Violations (Non-NIBRS Compliant)

|   |   |    |    |    |       |
|---|---|----|----|----|-------|
| Truancy-26Y   | 4 | 2  | 9  | 3  | 200   |
| Traffic-30  | 2 | 15 | 14 | 28 | (50)  |
| Animal (90A-C)  | 0 | 12 | 0  | 22 | (100) |
| Other: Hitchhiking, FTAS, Benches, Motor Boats, Littering, Feeding Wildlife, Skateboards & Misuse Power | 2 | 4  | 2  | 6  |       |

#### Accidents:

|                                   |    |    |     |     |      |
|-----------------------------------|----|----|-----|-----|------|
| 31 Accidents (31A-E, 30H)         | 45 | 94 | 130 | 202 | (36) |
| Non Investigative                 | 27 | 65 | 70  | 126 |      |
| Major Property Damage             | 11 | 7  | 35  | 30  |      |
| Injury                            | 5  | 7  | 10  | 16  |      |
| Bicycle *Requires Code Changes    | 0  | 0  | 0   | 0   |      |
| Pedestrian *Requires Code Changes | 0  | 0  | 1   | 2   |      |
| Fatal                             | 0  | 0  | 0   | 0   |      |
| Hit & Run (30H)                   | 2  | 15 | 14  | 28  |      |

#### Non-Criminal Investigative Incidents:

|                                       |    |    |     |     |     |
|---------------------------------------|----|----|-----|-----|-----|
| 32 Disturbances                       | 99 | 91 | 173 | 180 | (4) |
| Juvenile                              | 5  | 4  | 12  | 7   |     |
| Domestic                              | 35 | 33 | 67  | 76  |     |
| Unwanted Subject                      | 5  | 4  | 10  | 9   |     |
| Possible DWI                          | 1  | 2  | 2   | 4   |     |
| OHRV                                  | 0  | 0  | 0   | 0   |     |
| Road Rage                             | 1  | 2  | 2   | 4   |     |
| Loud Music/Noise                      | 0  | 2  | 0   | 2   |     |
| Party                                 | 0  | 0  | 1   | 0   |     |
| Fight                                 | 3  | 7  | 6   | 10  |     |
| Neighborhood                          | 5  | 4  | 11  | 6   |     |
| Landlord/Tenant                       | 2  | 1  | 2   | 1   |     |
| Other                                 | 18 | 22 | 27  | 33  |     |
| Skateboarding                         | 0  | 0  | 0   | 0   |     |
| Unwanted Communications               | 24 | 10 | 33  | 28  |     |
| 34 Missing Persons                    | 11 | 11 | 19  | 15  | 27  |
| Juvenile - Missing Person             | 9  | 11 | 16  | 14  |     |
| Adult - Missing Person                | 1  | 0  | 2   | 0   |     |
| Attempt To Locate                     | 1  | 0  | 1   | 0   |     |
| 43 Suspicious Activity                | 13 | 16 | 37  | 34  | 9   |
| Suspicious Person                     | 1  | 2  | 1   | 2   |     |
| Suspicious MV                         | 0  | 0  | 1   | 0   |     |
| 44 Death-Untimely, Suicide & Attempts | 2  | 1  | 7   | 2   | 250 |
| Death - Untimely                      | 2  | 1  | 5   | 2   |     |
| Death - Suicide                       | 0  | 0  | 1   | 0   |     |
| Suicide - Attempted                   | 0  | 0  | 1   | 0   |     |
| 54 Police Information                 | 36 | 38 | 80  | 73  | 10  |
| Drugs                                 | 6  | 2  | 12  | 3   |     |
| Sex Offenses                          | 1  | 2  | 3   | 9   |     |
| Crimeline                             | 13 | 17 | 29  | 27  |     |
| Fraud Other Jurisdiction              | 3  | 0  | 4   | 1   |     |
| Other                                 | 13 | 17 | 32  | 33  |     |
| 55 Welfare Check                      | 26 | 16 | 46  | 34  | 35  |
| Abuse, Physical, Emotional            | 1  | 0  | 2   | 1   |     |
| Medical/Well Being                    | 8  | 11 | 18  | 23  |     |
| 911 Trace                             | 1  | 0  | 1   | 0   |     |
| Other                                 | 16 | 5  | 25  | 10  |     |



# Dover Police Departmental Report

## 2012 Non-Criminal Investigative Incidents

These statistics are based upon non-criminal incidents where a police report was completed by the investigating officer. Incidents identified as non-investigatory or non-investigatory with notes are not accounted for in this report. For comparative analysis, view the 2012- E CAD CFS Summaries report.

Data Source Last Updated On:

June 08, 2017 11:13 am

Crystal 2013

### February -- continued

|    |                    |    |    |     |     |      |
|----|--------------------|----|----|-----|-----|------|
| 56 | Assist             | 52 | 65 | 103 | 116 | (11) |
|    | Remove Belongings  | 1  | 4  | 3   | 4   |      |
|    | Child Custody      | 0  | 3  | 2   | 5   |      |
|    | WDH Hospital Staff | 3  | 0  | 3   | 0   |      |
|    | Police Mutual Aid  | 3  | 2  | 3   | 4   |      |
|    | Other              | 45 | 56 | 92  | 103 |      |
| 59 | Shots Fired        | 1  | 0  | 2   | 0   | 200  |
| 60 | Animal             | 17 | 32 | 39  | 52  | (25) |
|    | Dog Complaint      | 3  | 18 | 6   | 26  |      |
|    | Nuisance           | 1  | 0  | 1   | 0   |      |
|    | Found              | 6  | 4  | 11  | 7   |      |
|    | Lost               | 0  | 1  | 4   | 1   |      |
|    | Hit                | 4  | 3  | 6   | 4   |      |
|    | Bite               | 0  | 0  | 2   | 2   |      |
|    | Welfare            | 3  | 6  | 9   | 12  |      |
|    | Other              | 0  | 0  | 0   | 0   |      |





# Dover Police Departmental Report

## 2012 Non-Criminal Investigative Incidents

These statistics are based upon non-criminal incidents where a police report was completed by the investigating officer. Incidents identified as non-investigatory or non-investigatory with notes are not accounted for in this report. For comparative analysis, view the 2012- E CAD CFS Summaries report.

Data Source Last Updated On:  
June 08, 2017 11:13 am

Crystal 2013

| <b>March</b>  |                                    | 2012    | 2011    | 2012 | 2011 | +,-)    |
|---|------------------------------------|---------|---------|------|------|---------|
|   |                                    | Monthly | Monthly | YTD  | YTD  | % Diff. |
| <b>Violations (Non-NIBRS Compliant)</b>   |                                    |         |         |      |      |         |
| Truancy-26Y   |                                    | 0       | 7       | 9    | 10   | (10)    |
| Traffic-30  |                                    | 12      | 8       | 26   | 36   | (28)    |
| Animal (90A-C)  |                                    | 1       | 0       | 1    | 22   | (95)    |
| Other: Hitchhiking, FTAS, Benches, Motor Boats, Littering, Feeding Wildlife, Skateboards & Misuse Power |                                    | 1       | 2       | 3    | 8    |         |
| <b>Accidents:</b>   |                                    |         |         |      |      |         |
| 31  | Accidents (31A-E, 30H)             | 78      | 72      | 208  | 274  | (24)    |
|   | Non Investigative                  | 39      | 45      | 109  | 171  |         |
|   | Major Property Damage              | 15      | 15      | 50   | 45   |         |
|   | Injury                             | 11      | 4       | 21   | 20   |         |
|   | Bicycle *Requires Code Changes     | 1       | 0       | 1    | 0    |         |
|   | Pedestrian *Requires Code Changes  | 0       | 0       | 1    | 2    |         |
|   | Fatal                              | 0       | 0       | 0    | 0    |         |
|   | Hit & Run (30H)                    | 12      | 8       | 26   | 36   |         |
| <b>Non-Criminal Investigative Incidents:</b>  |                                    |         |         |      |      |         |
| 32  | Disturbances                       | 104     | 87      | 277  | 267  | 4       |
|   | Juvenile                           | 8       | 7       | 20   | 14   |         |
|   | Domestic                           | 28      | 31      | 95   | 107  |         |
|   | Unwanted Subject                   | 8       | 5       | 18   | 14   |         |
|   | Possible DWI                       | 1       | 3       | 3    | 7    |         |
|   | OHRV                               | 0       | 1       | 0    | 1    |         |
|   | Road Rage                          | 1       | 1       | 3    | 5    |         |
|   | Loud Music/Noise                   | 2       | 1       | 2    | 3    |         |
|   | Party                              | 0       | 0       | 1    | 0    |         |
|   | Fight                              | 2       | 4       | 8    | 14   |         |
|   | Neighborhood                       | 13      | 3       | 24   | 9    |         |
|   | Landlord/Tenant                    | 2       | 1       | 4    | 2    |         |
|   | Other                              | 20      | 17      | 47   | 50   |         |
|   | Skateboarding                      | 0       | 0       | 0    | 0    |         |
|   | Unwanted Communications            | 19      | 13      | 52   | 41   |         |
| 34  | Missing Persons                    | 15      | 7       | 34   | 22   | 55      |
|   | Juvenile - Missing Person          | 11      | 6       | 27   | 20   |         |
|   | Adult - Missing Person             | 1       | 0       | 3    | 0    |         |
|   | Attempt To Locate                  | 3       | 1       | 4    | 1    |         |
| 43  | Suspicious Activity                | 13      | 17      | 50   | 51   | (2)     |
|   | Suspicious Person                  | 0       | 3       | 1    | 5    |         |
|   | Suspicious MV                      | 1       | 0       | 2    | 0    |         |
| 44  | Death-Untimely, Suicide & Attempts | 5       | 3       | 12   | 5    | 140     |
|   | Death - Untimely                   | 4       | 0       | 9    | 2    |         |
|   | Death - Suicide                    | 0       | 0       | 1    | 0    |         |
|   | Suicide - Attempted                | 1       | 3       | 2    | 3    |         |
| 54  | Police Information                 | 47      | 34      | 127  | 107  | 19      |
|   | Drugs                              | 6       | 5       | 18   | 8    |         |
|   | Sex Offenses                       | 5       | 4       | 8    | 13   |         |
|   | Crimeline                          | 9       | 9       | 38   | 36   |         |
|   | Fraud Other Jurisdiction           | 2       | 0       | 6    | 1    |         |
|   | Other                              | 25      | 16      | 57   | 49   |         |
| 55  | Welfare Check                      | 26      | 16      | 72   | 50   | 44      |
|   | Abuse, Physical, Emotional         | 0       | 2       | 2    | 3    |         |
|   | Medical/Well Being                 | 5       | 6       | 23   | 29   |         |
|   | 911 Trace                          | 0       | 0       | 1    | 0    |         |
|   | Other                              | 21      | 8       | 46   | 18   |         |



# Dover Police Departmental Report

## 2012 Non-Criminal Investigative Incidents

These statistics are based upon non-criminal incidents where a police report was completed by the investigating officer. Incidents identified as non-investigatory or non-investigatory with notes are not accounted for in this report. For comparative analysis, view the 2012- E CAD CFS Summaries report.

Data Source Last Updated On:

June 08, 2017 11:13 am

Crystal 2013

### March -- continued

|    |                    |    |    |     |     |      |
|----|--------------------|----|----|-----|-----|------|
| 56 | Assist             | 64 | 73 | 167 | 189 | (12) |
|    | Remove Belongings  | 4  | 5  | 7   | 9   |      |
|    | Child Custody      | 5  | 1  | 7   | 6   |      |
|    | WDH Hospital Staff | 0  | 0  | 3   | 0   |      |
|    | Police Mutual Aid  | 3  | 8  | 6   | 12  |      |
|    | Other              | 52 | 59 | 144 | 162 |      |
| 59 | Shots Fired        | 0  | 0  | 2   | 0   | 200  |
| 60 | Animal             | 31 | 39 | 70  | 91  | (23) |
|    | Dog Complaint      | 7  | 8  | 13  | 34  |      |
|    | Nuisance           | 2  | 2  | 3   | 2   |      |
|    | Found              | 12 | 9  | 23  | 16  |      |
|    | Lost               | 3  | 4  | 7   | 5   |      |
|    | Hit                | 1  | 7  | 7   | 11  |      |
|    | Bite               | 0  | 1  | 2   | 3   |      |
|    | Welfare            | 6  | 8  | 15  | 20  |      |
|    | Other              | 0  | 0  | 0   | 0   |      |



# Dover Police Departmental Report

## 2012 Non-Criminal Investigative Incidents

These statistics are based upon non-criminal incidents where a police report was completed by the investigating officer. Incidents identified as non-investigatory or non-investigatory with notes are not accounted for in this report. For comparative analysis, view the 2012- E CAD CFS Summaries report.

Data Source Last Updated On:  
June 08, 2017 11:13 am

Crystal 2013

### April

|  | 2012<br>Monthly | 2011<br>Monthly | 2012<br>YTD | 2011<br>YTD | +,-<br>% Diff. |
|--|-----------------|-----------------|-------------|-------------|----------------|
|--|-----------------|-----------------|-------------|-------------|----------------|

#### Violations (Non-NIBRS Compliant)

|   |   |   |    |    |      |
|---|---|---|----|----|------|
| Truancy-26Y   | 6 | 4 | 15 | 14 | 7    |
| Traffic-30  | 8 | 9 | 34 | 45 | (24) |
| Animal (90A-C)  | 0 | 0 | 1  | 22 | (95) |
| Other: Hitchhiking, FTAS, Benches, Motor Boats, Littering, Feeding Wildlife, Skateboards & Misuse Power | 3 | 4 | 6  | 12 |      |

#### Accidents:

|                                   |    |    |     |     |      |
|-----------------------------------|----|----|-----|-----|------|
| 31 Accidents (31A-E, 30H)         | 68 | 59 | 276 | 333 | (17) |
| Non Investigative                 | 42 | 34 | 151 | 205 |      |
| Major Property Damage             | 8  | 14 | 58  | 59  |      |
| Injury                            | 4  | 1  | 25  | 21  |      |
| Bicycle *Requires Code Changes    | 4  | 0  | 5   | 0   |      |
| Pedestrian *Requires Code Changes | 2  | 1  | 3   | 3   |      |
| Fatal                             | 0  | 0  | 0   | 0   |      |
| Hit & Run (30H)                   | 8  | 9  | 34  | 45  |      |

#### Non-Criminal Investigative Incidents:

|                                       |     |     |     |     |     |
|---------------------------------------|-----|-----|-----|-----|-----|
| 32 Disturbances                       | 106 | 115 | 383 | 382 | 0   |
| Juvenile                              | 7   | 9   | 27  | 23  |     |
| Domestic                              | 42  | 57  | 137 | 164 |     |
| Unwanted Subject                      | 8   | 0   | 26  | 14  |     |
| Possible DWI                          | 2   | 0   | 5   | 7   |     |
| OHRV                                  | 0   | 0   | 0   | 1   |     |
| Road Rage                             | 0   | 0   | 3   | 5   |     |
| Loud Music/Noise                      | 3   | 0   | 5   | 3   |     |
| Party                                 | 0   | 1   | 1   | 1   |     |
| Fight                                 | 2   | 5   | 10  | 19  |     |
| Neighborhood                          | 11  | 9   | 35  | 18  |     |
| Landlord/Tenant                       | 0   | 1   | 4   | 3   |     |
| Other                                 | 20  | 15  | 67  | 65  |     |
| Skateboarding                         | 0   | 0   | 0   | 0   |     |
| Unwanted Communications               | 11  | 18  | 63  | 59  |     |
| 34 Missing Persons                    | 15  | 13  | 49  | 35  | 40  |
| Juvenile - Missing Person             | 15  | 8   | 42  | 28  |     |
| Adult - Missing Person                | 0   | 1   | 3   | 1   |     |
| Attempt To Locate                     | 0   | 4   | 4   | 5   |     |
| 43 Suspicious Activity                | 19  | 19  | 69  | 70  | (1) |
| Suspicious Person                     | 2   | 3   | 3   | 8   |     |
| Suspicious MV                         | 1   | 1   | 3   | 1   |     |
| 44 Death-Untimely, Suicide & Attempts | 5   | 1   | 17  | 6   | 183 |
| Death - Untimely                      | 3   | 1   | 12  | 3   |     |
| Death - Suicide                       | 0   | 0   | 1   | 0   |     |
| Suicide - Attempted                   | 2   | 0   | 4   | 3   |     |
| 54 Police Information                 | 51  | 26  | 178 | 133 | 34  |
| Drugs                                 | 3   | 5   | 21  | 13  |     |
| Sex Offenses                          | 8   | 5   | 16  | 18  |     |
| Crimeline                             | 9   | 5   | 47  | 41  |     |
| Fraud Other Jurisdiction              | 2   | 0   | 8   | 1   |     |
| Other                                 | 29  | 11  | 86  | 60  |     |
| 55 Welfare Check                      | 27  | 27  | 99  | 77  | 29  |
| Abuse, Physical, Emotional            | 2   | 1   | 4   | 4   |     |
| Medical/Well Being                    | 8   | 16  | 31  | 45  |     |
| 911 Trace                             | 0   | 0   | 1   | 0   |     |
| Other                                 | 17  | 10  | 63  | 28  |     |



# Dover Police Departmental Report

## 2012 Non-Criminal Investigative Incidents

These statistics are based upon non-criminal incidents where a police report was completed by the investigating officer. Incidents identified as non-investigatory or non-investigatory with notes are not accounted for in this report. For comparative analysis, view the 2012- E CAD CFS Summaries report.

Data Source Last Updated On:  
June 08, 2017 11:13 am

Crystal 2013

### April -- continued

|    |                    |    |    |     |     |     |
|----|--------------------|----|----|-----|-----|-----|
| 56 | Assist             | 60 | 52 | 227 | 241 | (6) |
|    | Remove Belongings  | 2  | 4  | 9   | 13  |     |
|    | Child Custody      | 4  | 2  | 11  | 8   |     |
|    | WDH Hospital Staff | 0  | 0  | 3   | 0   |     |
|    | Police Mutual Aid  | 3  | 1  | 9   | 13  |     |
|    | Other              | 51 | 45 | 195 | 207 |     |
| 59 | Shots Fired        | 0  | 1  | 2   | 1   | 100 |
| 60 | Animal             | 35 | 23 | 105 | 114 | (8) |
|    | Dog Complaint      | 7  | 2  | 20  | 36  |     |
|    | Nuisance           | 2  | 1  | 5   | 3   |     |
|    | Found              | 10 | 10 | 33  | 26  |     |
|    | Lost               | 2  | 3  | 9   | 8   |     |
|    | Hit                | 1  | 0  | 8   | 11  |     |
|    | Bite               | 5  | 1  | 7   | 4   |     |
|    | Welfare            | 8  | 6  | 23  | 26  |     |
|    | Other              | 0  | 0  | 0   | 0   |     |



# Dover Police Departmental Report

## 2012 Non-Criminal Investigative Incidents

These statistics are based upon non-criminal incidents where a police report was completed by the investigating officer. Incidents identified as non-investigatory or non-investigatory with notes are not accounted for in this report. For comparative analysis, view the 2012- E CAD CFS Summaries report.

Data Source Last Updated On:  
June 08, 2017 11:13 am

Crystal 2013

| May   |                                    | 2012<br>Monthly | 2011<br>Monthly | 2012<br>YTD | 2011<br>YTD | +,-<br>% Diff. |
|---|------------------------------------|-----------------|-----------------|-------------|-------------|----------------|
| <b>Violations (Non-NIBRS Compliant)</b>   |                                    |                 |                 |             |             |                |
| Truancy-26Y   |                                    | 0               | 1               | 15          | 15          | 0              |
| Traffic-30  |                                    | 10              | 10              | 44          | 55          | (20)           |
| Animal (90A-C)  |                                    | 0               | 0               | 1           | 22          | (95)           |
| Other: Hitchhiking, FTAS, Benches, Motor Boats, Littering, Feeding Wildlife, Skateboards & Misuse Power |                                    | 5               | 2               | 11          | 14          |                |
| <b>Accidents:</b>   |                                    |                 |                 |             |             |                |
| 31  | Accidents (31A-E, 30H)             | 70              | 102             | 346         | 435         | (20)           |
|   | Non Investigative                  | 38              | 68              | 189         | 273         |                |
|   | Major Property Damage              | 11              | 14              | 69          | 73          |                |
|   | Injury                             | 8               | 9               | 33          | 30          |                |
|   | Bicycle *Requires Code Changes     | 2               | 0               | 7           | 0           |                |
|   | Pedestrian *Requires Code Changes  | 0               | 0               | 3           | 3           |                |
|   | Fatal                              | 1               | 1               | 1           | 1           |                |
|   | Hit & Run (30H)                    | 10              | 10              | 44          | 55          |                |
| <b>Non-Criminal Investigative Incidents:</b>  |                                    |                 |                 |             |             |                |
| 32  | Disturbances                       | 97              | 127             | 480         | 509         | (6)            |
|   | Juvenile                           | 6               | 6               | 33          | 29          |                |
|   | Domestic                           | 39              | 51              | 176         | 215         |                |
|   | Unwanted Subject                   | 5               | 7               | 31          | 21          |                |
|   | Possible DWI                       | 2               | 5               | 7           | 12          |                |
|   | OHRV                               | 0               | 0               | 0           | 1           |                |
|   | Road Rage                          | 3               | 5               | 6           | 10          |                |
|   | Loud Music/Noise                   | 3               | 1               | 8           | 4           |                |
|   | Party                              | 0               | 0               | 1           | 1           |                |
|   | Fight                              | 5               | 7               | 15          | 26          |                |
|   | Neighborhood                       | 5               | 13              | 40          | 31          |                |
|   | Landlord/Tenant                    | 0               | 0               | 4           | 3           |                |
|   | Other                              | 14              | 18              | 81          | 83          |                |
|   | Skateboarding                      | 0               | 0               | 0           | 0           |                |
|   | Unwanted Communications            | 15              | 14              | 78          | 73          |                |
| 34  | Missing Persons                    | 9               | 12              | 58          | 47          | 23             |
|   | Juvenile - Missing Person          | 9               | 10              | 51          | 38          |                |
|   | Adult - Missing Person             | 0               | 0               | 3           | 1           |                |
|   | Attempt To Locate                  | 0               | 2               | 4           | 7           |                |
| 43  | Suspicious Activity                | 19              | 19              | 88          | 89          | (1)            |
|   | Suspicious Person                  | 4               | 2               | 7           | 10          |                |
|   | Suspicious MV                      | 0               | 0               | 3           | 1           |                |
| 44  | Death-Untimely, Suicide & Attempts | 7               | 3               | 24          | 9           | 167            |
|   | Death - Untimely                   | 2               | 1               | 14          | 4           |                |
|   | Death - Suicide                    | 0               | 0               | 1           | 0           |                |
|   | Suicide - Attempted                | 5               | 2               | 9           | 5           |                |
| 54  | Police Information                 | 41              | 42              | 219         | 175         | 25             |
|   | Drugs                              | 6               | 1               | 27          | 14          |                |
|   | Sex Offenses                       | 2               | 6               | 18          | 24          |                |
|   | Crimeline                          | 9               | 5               | 56          | 46          |                |
|   | Fraud Other Jurisdiction           | 2               | 1               | 10          | 2           |                |
|   | Other                              | 22              | 29              | 108         | 89          |                |
| 55  | Welfare Check                      | 21              | 25              | 120         | 102         | 18             |
|   | Abuse, Physical, Emotional         | 3               | 1               | 7           | 5           |                |
|   | Medical/Well Being                 | 4               | 9               | 35          | 54          |                |
|   | 911 Trace                          | 0               | 1               | 1           | 1           |                |
|   | Other                              | 14              | 14              | 77          | 42          |                |



# Dover Police Departmental Report

## 2012 Non-Criminal Investigative Incidents

These statistics are based upon non-criminal incidents where a police report was completed by the investigating officer. Incidents identified as non-investigatory or non-investigatory with notes are not accounted for in this report. For comparative analysis, view the 2012- E CAD CFS Summaries report.

Data Source Last Updated On:  
June 08, 2017 11:13 am

Crystal 2013

### May -- continued

|    |                    |    |    |     |     |      |
|----|--------------------|----|----|-----|-----|------|
| 56 | Assist             | 51 | 58 | 278 | 299 | (7)  |
|    | Remove Belongings  | 5  | 1  | 14  | 14  |      |
|    | Child Custody      | 3  | 0  | 14  | 8   |      |
|    | WDH Hospital Staff | 1  | 0  | 4   | 0   |      |
|    | Police Mutual Aid  | 1  | 5  | 10  | 18  |      |
|    | Other              | 41 | 52 | 236 | 259 |      |
| 59 | Shots Fired        | 2  | 0  | 4   | 1   | 300  |
| 60 | Animal             | 20 | 36 | 125 | 150 | (17) |
|    | Dog Complaint      | 8  | 6  | 28  | 42  |      |
|    | Nuisance           | 1  | 2  | 6   | 5   |      |
|    | Found              | 4  | 11 | 37  | 37  |      |
|    | Lost               | 1  | 4  | 10  | 12  |      |
|    | Hit                | 1  | 1  | 9   | 12  |      |
|    | Bite               | 2  | 0  | 9   | 4   |      |
|    | Welfare            | 3  | 12 | 26  | 38  |      |
|    | Other              | 0  | 0  | 0   | 0   |      |



# Dover Police Departmental Report

## 2012 Non-Criminal Investigative Incidents

These statistics are based upon non-criminal incidents where a police report was completed by the investigating officer. Incidents identified as non-investigatory or non-investigatory with notes are not accounted for in this report. For comparative analysis, view the 2012- E CAD CFS Summaries report.

Data Source Last Updated On:  
June 08, 2017 11:13 am

Crystal 2013

### June

|   | 2012<br>Monthly | 2011<br>Monthly | 2012<br>YTD | 2011<br>YTD | +,-<br>% Diff. |
|---|-----------------|-----------------|-------------|-------------|----------------|
| <b>Violations (Non-NIBRS Compliant)</b>   |                 |                 |             |             |                |
| Truancy-26Y   | 2               | 1               | 17          | 16          | 6              |
| Traffic-30  | 12              | 8               | 56          | 63          | (11)           |
| Animal (90A-C)  | 1               | 1               | 2           | 23          | (91)           |
| Other: Hitchhiking, FTAS, Benches, Motor Boats, Littering, Feeding Wildlife, Skateboards & Misuse Power | 7               | 0               | 18          | 14          |                |
| <b>Accidents:</b>   |                 |                 |             |             |                |
| 31 Accidents (31A-E, 30H)   | 76              | 83              | 422         | 518         | (19)           |
| Non Investigative   | 43              | 46              | 232         | 319         |                |
| Major Property Damage   | 12              | 20              | 81          | 93          |                |
| Injury  | 6               | 8               | 39          | 38          |                |
| Bicycle *Requires Code Changes  | 2               | 0               | 9           | 0           |                |
| Pedestrian *Requires Code Changes   | 1               | 1               | 4           | 4           |                |
| Fatal   | 0               | 0               | 1           | 1           |                |
| Hit & Run (30H)   | 12              | 8               | 56          | 63          |                |
| <b>Non-Criminal Investigative Incidents:</b>  |                 |                 |             |             |                |
| 32 Disturbances   | 81              | 95              | 561         | 604         | (7)            |
| Juvenile  | 5               | 9               | 38          | 38          |                |
| Domestic  | 38              | 42              | 214         | 257         |                |
| Unwanted Subject  | 2               | 3               | 33          | 24          |                |
| Possible DWI  | 1               | 1               | 8           | 13          |                |
| OHRV  | 1               | 0               | 1           | 1           |                |
| Road Rage   | 0               | 0               | 6           | 10          |                |
| Loud Music/Noise  | 1               | 1               | 9           | 5           |                |
| Party   | 1               | 0               | 2           | 1           |                |
| Fight   | 3               | 6               | 18          | 32          |                |
| Neighborhood  | 5               | 8               | 45          | 39          |                |
| Landlord/Tenant   | 0               | 0               | 4           | 3           |                |
| Other   | 13              | 16              | 94          | 99          |                |
| Skateboarding   | 0               | 0               | 0           | 0           |                |
| Unwanted Communications   | 11              | 9               | 89          | 82          |                |
| 34 Missing Persons  | 15              | 16              | 73          | 63          | 16             |
| Juvenile - Missing Person   | 14              | 13              | 65          | 51          |                |
| Adult - Missing Person  | 0               | 1               | 3           | 2           |                |
| Attempt To Locate   | 1               | 2               | 5           | 9           |                |
| 43 Suspicious Activity  | 21              | 15              | 109         | 104         | 5              |
| Suspicious Person   | 3               | 2               | 10          | 12          |                |
| Suspicious MV   | 1               | 0               | 4           | 1           |                |
| 44 Death-Untimely, Suicide & Attempts   | 2               | 3               | 26          | 12          | 117            |
| Death - Untimely  | 1               | 0               | 15          | 4           |                |
| Death - Suicide   | 0               | 1               | 1           | 1           |                |
| Suicide - Attempted   | 1               | 2               | 10          | 7           |                |
| 54 Police Information   | 44              | 35              | 263         | 210         | 25             |
| Drugs   | 9               | 4               | 36          | 18          |                |
| Sex Offenses  | 7               | 3               | 25          | 27          |                |
| Crimeline   | 8               | 8               | 64          | 54          |                |
| Fraud Other Jurisdiction  | 0               | 3               | 10          | 5           |                |
| Other   | 20              | 17              | 128         | 106         |                |
| 55 Welfare Check  | 20              | 27              | 140         | 129         | 9              |
| Abuse, Physical, Emotional  | 2               | 0               | 9           | 5           |                |
| Medical/Well Being  | 11              | 10              | 46          | 64          |                |
| 911 Trace   | 0               | 0               | 1           | 1           |                |
| Other   | 7               | 17              | 84          | 59          |                |



# Dover Police Departmental Report

## 2012 Non-Criminal Investigative Incidents

These statistics are based upon non-criminal incidents where a police report was completed by the investigating officer. Incidents identified as non-investigatory or non-investigatory with notes are not accounted for in this report. For comparative analysis, view the 2012- E CAD CFS Summaries report.

Data Source Last Updated On:

June 08, 2017 11:13 am

Crystal 2013

### June -- continued

|    |                    |    |    |     |     |      |
|----|--------------------|----|----|-----|-----|------|
| 56 | Assist             | 62 | 68 | 340 | 367 | (7)  |
|    | Remove Belongings  | 4  | 4  | 18  | 18  |      |
|    | Child Custody      | 5  | 2  | 19  | 10  |      |
|    | WDH Hospital Staff | 0  | 0  | 4   | 0   |      |
|    | Police Mutual Aid  | 7  | 3  | 17  | 21  |      |
|    | Other              | 46 | 59 | 282 | 318 |      |
| 59 | Shots Fired        | 0  | 0  | 4   | 1   | 300  |
| 60 | Animal             | 33 | 51 | 158 | 201 | (21) |
|    | Dog Complaint      | 6  | 7  | 34  | 49  |      |
|    | Nuisance           | 4  | 0  | 10  | 5   |      |
|    | Found              | 10 | 17 | 47  | 54  |      |
|    | Lost               | 0  | 5  | 10  | 17  |      |
|    | Hit                | 2  | 3  | 11  | 15  |      |
|    | Bite               | 3  | 5  | 12  | 9   |      |
|    | Welfare            | 8  | 14 | 34  | 52  |      |
|    | Other              | 0  | 0  | 0   | 0   |      |





# Dover Police Departmental Report

## 2012 Non-Criminal Investigative Incidents

These statistics are based upon non-criminal incidents where a police report was completed by the investigating officer. Incidents identified as non-investigatory or non-investigatory with notes are not accounted for in this report. For comparative analysis, view the 2012- E CAD CFS Summaries report.

Data Source Last Updated On:  
June 08, 2017 11:13 am

Crystal 2013

| July  |                                    | 2012<br>Monthly | 2011<br>Monthly | 2012<br>YTD | 2011<br>YTD | +,-<br>% Diff. |
|---|------------------------------------|-----------------|-----------------|-------------|-------------|----------------|
| <b>Violations (Non-NIBRS Compliant)</b>   |                                    |                 |                 |             |             |                |
| Truancy-26Y   |                                    | 0               | 0               | 17          | 16          | 6              |
| Traffic-30  |                                    | 7               | 15              | 63          | 78          | (19)           |
| Animal (90A-C)  |                                    | 1               | 2               | 3           | 25          | (88)           |
| Other: Hitchhiking, FTAS, Benches, Motor Boats, Littering, Feeding Wildlife, Skateboards & Misuse Power |                                    | 4               | 4               | 22          | 18          |                |
| <b>Accidents:</b>   |                                    |                 |                 |             |             |                |
| 31  | Accidents (31A-E, 30H)             | 71              | 78              | 493         | 596         | (17)           |
|   | Non Investigative                  | 42              | 47              | 274         | 366         |                |
|   | Major Property Damage              | 15              | 9               | 96          | 102         |                |
|   | Injury                             | 6               | 7               | 45          | 45          |                |
|   | Bicycle *Requires Code Changes     | 1               | 0               | 10          | 0           |                |
|   | Pedestrian *Requires Code Changes  | 0               | 0               | 4           | 4           |                |
|   | Fatal                              | 0               | 0               | 1           | 1           |                |
|   | Hit & Run (30H)                    | 7               | 15              | 63          | 78          |                |
| <b>Non-Criminal Investigative Incidents:</b>  |                                    |                 |                 |             |             |                |
| 32  | Disturbances                       | 127             | 113             | 688         | 717         | (4)            |
|   | Juvenile                           | 7               | 9               | 45          | 47          |                |
|   | Domestic                           | 52              | 26              | 266         | 283         |                |
|   | Unwanted Subject                   | 5               | 4               | 38          | 28          |                |
|   | Possible DWI                       | 3               | 3               | 11          | 16          |                |
|   | OHRV                               | 1               | 0               | 2           | 1           |                |
|   | Road Rage                          | 1               | 4               | 7           | 14          |                |
|   | Loud Music/Noise                   | 0               | 4               | 9           | 9           |                |
|   | Party                              | 0               | 0               | 2           | 1           |                |
|   | Fight                              | 7               | 3               | 25          | 35          |                |
|   | Neighborhood                       | 10              | 10              | 55          | 49          |                |
|   | Landlord/Tenant                    | 3               | 0               | 7           | 3           |                |
|   | Other                              | 24              | 28              | 118         | 127         |                |
|   | Skateboarding                      | 0               | 0               | 0           | 0           |                |
|   | Unwanted Communications            | 14              | 22              | 103         | 104         |                |
| 34  | Missing Persons                    | 5               | 7               | 78          | 70          | 11             |
|   | Juvenile - Missing Person          | 4               | 4               | 69          | 55          |                |
|   | Adult - Missing Person             | 1               | 0               | 4           | 2           |                |
|   | Attempt To Locate                  | 0               | 3               | 5           | 12          |                |
| 43  | Suspicious Activity                | 29              | 24              | 138         | 128         | 8              |
|   | Suspicious Person                  | 4               | 3               | 14          | 15          |                |
|   | Suspicious MV                      | 1               | 0               | 5           | 1           |                |
| 44  | Death-Untimely, Suicide & Attempts | 3               | 3               | 29          | 15          | 93             |
|   | Death - Untimely                   | 1               | 2               | 16          | 6           |                |
|   | Death - Suicide                    | 1               | 0               | 2           | 1           |                |
|   | Suicide - Attempted                | 1               | 1               | 11          | 8           |                |
| 54  | Police Information                 | 31              | 33              | 294         | 243         | 21             |
|   | Drugs                              | 7               | 4               | 43          | 22          |                |
|   | Sex Offenses                       | 3               | 8               | 28          | 35          |                |
|   | Crimeline                          | 6               | 2               | 70          | 56          |                |
|   | Fraud Other Jurisdiction           | 0               | 0               | 10          | 5           |                |
|   | Other                              | 15              | 19              | 143         | 125         |                |
| 55  | Welfare Check                      | 28              | 23              | 168         | 152         | 11             |
|   | Abuse, Physical, Emotional         | 1               | 1               | 10          | 6           |                |
|   | Medical/Well Being                 | 19              | 11              | 65          | 75          |                |
|   | 911 Trace                          | 0               | 0               | 1           | 1           |                |
|   | Other                              | 8               | 11              | 92          | 70          |                |



# Dover Police Departmental Report

## 2012 Non-Criminal Investigative Incidents

These statistics are based upon non-criminal incidents where a police report was completed by the investigating officer. Incidents identified as non-investigatory or non-investigatory with notes are not accounted for in this report. For comparative analysis, view the 2012- E CAD CFS Summaries report.

Data Source Last Updated On:

June 08, 2017 11:13 am

Crystal 2013

### July -- continued

|    |                    |    |    |     |     |      |
|----|--------------------|----|----|-----|-----|------|
| 56 | Assist             | 76 | 64 | 416 | 431 | (3)  |
|    | Remove Belongings  | 7  | 2  | 25  | 20  |      |
|    | Child Custody      | 4  | 6  | 23  | 16  |      |
|    | WDH Hospital Staff | 1  | 0  | 5   | 0   |      |
|    | Police Mutual Aid  | 3  | 5  | 20  | 26  |      |
|    | Other              | 61 | 51 | 343 | 369 |      |
| 59 | Shots Fired        | 0  | 0  | 4   | 1   | 300  |
| 60 | Animal             | 18 | 40 | 176 | 241 | (27) |
|    | Dog Complaint      | 3  | 3  | 37  | 52  |      |
|    | Nuisance           | 0  | 1  | 10  | 6   |      |
|    | Found              | 6  | 6  | 53  | 60  |      |
|    | Lost               | 0  | 1  | 10  | 18  |      |
|    | Hit                | 0  | 5  | 11  | 20  |      |
|    | Bite               | 4  | 6  | 16  | 15  |      |
|    | Welfare            | 5  | 18 | 39  | 70  |      |
|    | Other              | 0  | 0  | 0   | 0   |      |



# Dover Police Departmental Report

## 2012 Non-Criminal Investigative Incidents

These statistics are based upon non-criminal incidents where a police report was completed by the investigating officer. Incidents identified as non-investigatory or non-investigatory with notes are not accounted for in this report. For comparative analysis, view the 2012- E CAD CFS Summaries report.

Data Source Last Updated On:  
June 08, 2017 11:13 am

Crystal 2013

| <b>August</b>   |                                    | 2012<br>Monthly | 2011<br>Monthly | 2012<br>YTD | 2011<br>YTD | +,-<br>% Diff. |
|---|------------------------------------|-----------------|-----------------|-------------|-------------|----------------|
| <b>Violations (Non-NIBRS Compliant)</b>   |                                    |                 |                 |             |             |                |
| Truancy-26Y   |                                    | 0               | 0               | 17          | 16          | 6              |
| Traffic-30  |                                    | 10              | 13              | 73          | 91          | (20)           |
| Animal (90A-C)  |                                    | 0               | 0               | 3           | 25          | (88)           |
| Other: Hitchhiking, FTAS, Benches, Motor Boats, Littering, Feeding Wildlife, Skateboards & Misuse Power |                                    | 3               | 2               | 25          | 20          |                |
| <b>Accidents:</b>   |                                    |                 |                 |             |             |                |
| 31  | Accidents (31A-E, 30H)             | 73              | 83              | 566         | 679         | (17)           |
|   | Non Investigative                  | 45              | 42              | 319         | 408         |                |
|   | Major Property Damage              | 11              | 17              | 107         | 119         |                |
|   | Injury                             | 4               | 10              | 49          | 55          |                |
|   | Bicycle *Requires Code Changes     | 2               | 1               | 12          | 1           |                |
|   | Pedestrian *Requires Code Changes  | 1               | 0               | 5           | 4           |                |
|   | Fatal                              | 0               | 0               | 1           | 1           |                |
|   | Hit & Run (30H)                    | 10              | 13              | 73          | 91          |                |
| <b>Non-Criminal Investigative Incidents:</b>  |                                    |                 |                 |             |             |                |
| 32  | Disturbances                       | 104             | 128             | 792         | 845         | (6)            |
|   | Juvenile                           | 2               | 12              | 47          | 59          |                |
|   | Domestic                           | 40              | 39              | 306         | 322         |                |
|   | Unwanted Subject                   | 8               | 6               | 46          | 34          |                |
|   | Possible DWI                       | 1               | 2               | 12          | 18          |                |
|   | OHRV                               | 0               | 0               | 2           | 1           |                |
|   | Road Rage                          | 3               | 2               | 10          | 16          |                |
|   | Loud Music/Noise                   | 2               | 4               | 11          | 13          |                |
|   | Party                              | 1               | 1               | 3           | 2           |                |
|   | Fight                              | 5               | 2               | 30          | 37          |                |
|   | Neighborhood                       | 13              | 17              | 68          | 66          |                |
|   | Landlord/Tenant                    | 1               | 1               | 8           | 4           |                |
|   | Other                              | 13              | 24              | 131         | 151         |                |
|   | Skateboarding                      | 0               | 0               | 0           | 0           |                |
|   | Unwanted Communications            | 15              | 18              | 118         | 122         |                |
| 34  | Missing Persons                    | 15              | 3               | 93          | 73          | 27             |
|   | Juvenile - Missing Person          | 12              | 2               | 81          | 57          |                |
|   | Adult - Missing Person             | 2               | 1               | 6           | 3           |                |
|   | Attempt To Locate                  | 1               | 0               | 6           | 12          |                |
| 43  | Suspicious Activity                | 24              | 29              | 162         | 157         | 3              |
|   | Suspicious Person                  | 4               | 3               | 18          | 18          |                |
|   | Suspicious MV                      | 0               | 0               | 5           | 1           |                |
| 44  | Death-Untimely, Suicide & Attempts | 3               | 3               | 32          | 18          | 78             |
|   | Death - Untimely                   | 1               | 1               | 17          | 7           |                |
|   | Death - Suicide                    | 0               | 0               | 2           | 1           |                |
|   | Suicide - Attempted                | 2               | 2               | 13          | 10          |                |
| 54  | Police Information                 | 55              | 46              | 349         | 289         | 21             |
|   | Drugs                              | 4               | 5               | 47          | 27          |                |
|   | Sex Offenses                       | 4               | 2               | 32          | 37          |                |
|   | Crimeline                          | 20              | 10              | 90          | 66          |                |
|   | Fraud Other Jurisdiction           | 0               | 0               | 10          | 5           |                |
|   | Other                              | 27              | 29              | 170         | 154         |                |
| 55  | Welfare Check                      | 18              | 21              | 186         | 173         | 8              |
|   | Abuse, Physical, Emotional         | 0               | 3               | 10          | 9           |                |
|   | Medical/Well Being                 | 9               | 8               | 74          | 83          |                |
|   | 911 Trace                          | 0               | 0               | 1           | 1           |                |
|   | Other                              | 9               | 10              | 101         | 80          |                |



# Dover Police Departmental Report

## 2012 Non-Criminal Investigative Incidents

These statistics are based upon non-criminal incidents where a police report was completed by the investigating officer. Incidents identified as non-investigatory or non-investigatory with notes are not accounted for in this report. For comparative analysis, view the 2012- E CAD CFS Summaries report.

Data Source Last Updated On:

June 08, 2017 11:13 am

Crystal 2013

### August -- continued

|    |                    |    |    |     |     |      |
|----|--------------------|----|----|-----|-----|------|
| 56 | Assist             | 64 | 63 | 480 | 494 | (3)  |
|    | Remove Belongings  | 5  | 2  | 30  | 22  |      |
|    | Child Custody      | 3  | 5  | 26  | 21  |      |
|    | WDH Hospital Staff | 0  | 0  | 5   | 0   |      |
|    | Police Mutual Aid  | 6  | 6  | 26  | 32  |      |
|    | Other              | 50 | 50 | 393 | 419 |      |
| 59 | Shots Fired        | 0  | 0  | 4   | 1   | 300  |
| 60 | Animal             | 41 | 28 | 217 | 269 | (19) |
|    | Dog Complaint      | 4  | 4  | 41  | 56  |      |
|    | Nuisance           | 0  | 0  | 10  | 6   |      |
|    | Found              | 16 | 4  | 69  | 64  |      |
|    | Lost               | 2  | 1  | 12  | 19  |      |
|    | Hit                | 2  | 4  | 13  | 24  |      |
|    | Bite               | 11 | 4  | 27  | 19  |      |
|    | Welfare            | 6  | 11 | 45  | 81  |      |
|    | Other              | 0  | 0  | 0   | 0   |      |



# Dover Police Departmental Report

## 2012 Non-Criminal Investigative Incidents

These statistics are based upon non-criminal incidents where a police report was completed by the investigating officer. Incidents identified as non-investigatory or non-investigatory with notes are not accounted for in this report. For comparative analysis, view the 2012- E CAD CFS Summaries report.

Data Source Last Updated On:  
June 08, 2017 11:13 am

Crystal 2013

### September

|  | 2012<br>Monthly | 2011<br>Monthly | 2012<br>YTD | 2011<br>YTD | +,-<br>% Diff. |
|--|-----------------|-----------------|-------------|-------------|----------------|
|--|-----------------|-----------------|-------------|-------------|----------------|

#### Violations (Non-NIBRS Compliant)

|   |    |   |    |     |      |
|---|----|---|----|-----|------|
| Truancy-26Y   | 0  | 1 | 17 | 17  | 0    |
| Traffic-30  | 10 | 9 | 83 | 100 | (17) |
| Animal (90A-C)  | 0  | 0 | 3  | 25  | (88) |
| Other: Hitchhiking, FTAS, Benches, Motor Boats, Littering, Feeding Wildlife, Skateboards & Misuse Power | 6  | 0 | 31 | 20  |      |

#### Accidents:

|                                   |    |    |     |     |      |
|-----------------------------------|----|----|-----|-----|------|
| 31 Accidents (31A-E, 30H)         | 71 | 65 | 637 | 744 | (14) |
| Non Investigative                 | 39 | 40 | 358 | 448 |      |
| Major Property Damage             | 14 | 13 | 121 | 132 |      |
| Injury                            | 7  | 2  | 56  | 57  |      |
| Bicycle *Requires Code Changes    | 1  | 1  | 13  | 2   |      |
| Pedestrian *Requires Code Changes | 0  | 0  | 5   | 4   |      |
| Fatal                             | 0  | 0  | 1   | 1   |      |
| Hit & Run (30H)                   | 10 | 9  | 83  | 100 |      |

#### Non-Criminal Investigative Incidents:

|                                       |     |     |     |     |     |
|---------------------------------------|-----|-----|-----|-----|-----|
| 32 Disturbances                       | 127 | 113 | 919 | 958 | (4) |
| Juvenile                              | 11  | 12  | 58  | 71  |     |
| Domestic                              | 48  | 38  | 354 | 360 |     |
| Unwanted Subject                      | 8   | 7   | 54  | 41  |     |
| Possible DWI                          | 3   | 4   | 15  | 22  |     |
| OHRV                                  | 0   | 1   | 2   | 2   |     |
| Road Rage                             | 1   | 1   | 11  | 17  |     |
| Loud Music/Noise                      | 1   | 0   | 12  | 13  |     |
| Party                                 | 0   | 0   | 3   | 2   |     |
| Fight                                 | 5   | 4   | 35  | 41  |     |
| Neighborhood                          | 6   | 12  | 74  | 78  |     |
| Landlord/Tenant                       | 3   | 1   | 11  | 5   |     |
| Other                                 | 27  | 15  | 158 | 166 |     |
| Skateboarding                         | 0   | 0   | 0   | 0   |     |
| Unwanted Communications               | 14  | 18  | 132 | 140 |     |
| 34 Missing Persons                    | 7   | 6   | 100 | 79  | 27  |
| Juvenile - Missing Person             | 6   | 6   | 87  | 63  |     |
| Adult - Missing Person                | 0   | 0   | 6   | 3   |     |
| Attempt To Locate                     | 1   | 0   | 7   | 12  |     |
| 43 Suspicious Activity                | 24  | 38  | 186 | 195 | (5) |
| Suspicious Person                     | 3   | 6   | 21  | 24  |     |
| Suspicious MV                         | 0   | 1   | 5   | 2   |     |
| 44 Death-Untimely, Suicide & Attempts | 3   | 1   | 35  | 19  | 84  |
| Death - Untimely                      | 2   | 1   | 19  | 8   |     |
| Death - Suicide                       | 0   | 0   | 2   | 1   |     |
| Suicide - Attempted                   | 1   | 0   | 14  | 10  |     |
| 54 Police Information                 | 49  | 36  | 398 | 325 | 22  |
| Drugs                                 | 6   | 10  | 53  | 37  |     |
| Sex Offenses                          | 5   | 5   | 37  | 42  |     |
| Crimeline                             | 3   | 7   | 93  | 73  |     |
| Fraud Other Jurisdiction              | 3   | 0   | 13  | 5   |     |
| Other                                 | 32  | 14  | 202 | 168 |     |
| 55 Welfare Check                      | 31  | 27  | 217 | 200 | 9   |
| Abuse, Physical, Emotional            | 0   | 2   | 10  | 11  |     |
| Medical/Well Being                    | 16  | 13  | 90  | 96  |     |
| 911 Trace                             | 0   | 0   | 1   | 1   |     |
| Other                                 | 15  | 12  | 116 | 92  |     |



# Dover Police Departmental Report

## 2012 Non-Criminal Investigative Incidents

These statistics are based upon non-criminal incidents where a police report was completed by the investigating officer. Incidents identified as non-investigatory or non-investigatory with notes are not accounted for in this report. For comparative analysis, view the 2012- E CAD CFS Summaries report.

Data Source Last Updated On:

June 08, 2017 11:13 am

Crystal 2013

### September -- continued

|    |                    |    |    |     |     |      |
|----|--------------------|----|----|-----|-----|------|
| 56 | Assist             | 51 | 67 | 531 | 561 | (5)  |
|    | Remove Belongings  | 4  | 3  | 34  | 25  |      |
|    | Child Custody      | 5  | 2  | 31  | 23  |      |
|    | WDH Hospital Staff | 0  | 0  | 5   | 0   |      |
|    | Police Mutual Aid  | 6  | 3  | 32  | 35  |      |
|    | Other              | 36 | 59 | 429 | 478 |      |
| 59 | Shots Fired        | 0  | 0  | 4   | 1   | 300  |
| 60 | Animal             | 24 | 36 | 241 | 305 | (21) |
|    | Dog Complaint      | 4  | 5  | 45  | 61  |      |
|    | Nuisance           | 0  | 1  | 10  | 7   |      |
|    | Found              | 8  | 13 | 77  | 77  |      |
|    | Lost               | 0  | 1  | 12  | 20  |      |
|    | Hit                | 2  | 4  | 15  | 28  |      |
|    | Bite               | 2  | 5  | 29  | 24  |      |
|    | Welfare            | 8  | 7  | 53  | 88  |      |
|    | Other              | 0  | 0  | 0   | 0   |      |



# Dover Police Departmental Report

## 2012 Non-Criminal Investigative Incidents

These statistics are based upon non-criminal incidents where a police report was completed by the investigating officer. Incidents identified as non-investigatory or non-investigatory with notes are not accounted for in this report. For comparative analysis, view the 2012- E CAD CFS Summaries report.

Data Source Last Updated On:  
June 08, 2017 11:13 am

Crystal 2013

### October

|  | 2012<br>Monthly | 2011<br>Monthly | 2012<br>YTD | 2011<br>YTD | +,-<br>% Diff. |
|--|-----------------|-----------------|-------------|-------------|----------------|
|--|-----------------|-----------------|-------------|-------------|----------------|

#### Violations (Non-NIBRS Compliant)

|   |   |    |    |     |      |
|---|---|----|----|-----|------|
| Truancy-26Y   | 0 | 4  | 17 | 21  | (19) |
| Traffic-30  | 2 | 10 | 85 | 110 | (23) |
| Animal (90A-C)  | 1 | 1  | 4  | 26  | (85) |
| Other: Hitchhiking, FTAS, Benches, Motor Boats, Littering, Feeding Wildlife, Skateboards & Misuse Power | 0 | 1  | 31 | 21  |      |

#### Accidents:

|                                   |    |    |     |     |      |
|-----------------------------------|----|----|-----|-----|------|
| 31 Accidents (31A-E, 30H)         | 76 | 83 | 713 | 827 | (14) |
| Non Investigative                 | 50 | 42 | 408 | 490 |      |
| Major Property Damage             | 15 | 20 | 136 | 152 |      |
| Injury                            | 8  | 6  | 64  | 63  |      |
| Bicycle *Requires Code Changes    | 1  | 2  | 14  | 4   |      |
| Pedestrian *Requires Code Changes | 0  | 3  | 5   | 7   |      |
| Fatal                             | 0  | 0  | 1   | 1   |      |
| Hit & Run (30H)                   | 2  | 10 | 85  | 110 |      |

#### Non-Criminal Investigative Incidents:

|                                       |     |    |      |      |     |
|---------------------------------------|-----|----|------|------|-----|
| 32 Disturbances                       | 109 | 98 | 1028 | 1056 | (3) |
| Juvenile                              | 8   | 5  | 66   | 76   |     |
| Domestic                              | 44  | 31 | 398  | 391  |     |
| Unwanted Subject                      | 7   | 7  | 61   | 48   |     |
| Possible DWI                          | 0   | 3  | 15   | 25   |     |
| OHRV                                  | 0   | 0  | 2    | 2    |     |
| Road Rage                             | 0   | 2  | 11   | 19   |     |
| Loud Music/Noise                      | 2   | 0  | 14   | 13   |     |
| Party                                 | 1   | 0  | 4    | 2    |     |
| Fight                                 | 7   | 6  | 42   | 47   |     |
| Neighborhood                          | 4   | 6  | 78   | 84   |     |
| Landlord/Tenant                       | 3   | 2  | 14   | 7    |     |
| Other                                 | 18  | 18 | 176  | 184  |     |
| Skateboarding                         | 0   | 0  | 0    | 0    |     |
| Unwanted Communications               | 15  | 18 | 147  | 158  |     |
| 34 Missing Persons                    | 10  | 9  | 110  | 88   | 25  |
| Juvenile - Missing Person             | 8   | 8  | 95   | 71   |     |
| Adult - Missing Person                | 1   | 0  | 7    | 3    |     |
| Attempt To Locate                     | 1   | 1  | 8    | 13   |     |
| 43 Suspicious Activity                | 27  | 21 | 213  | 216  | (1) |
| Suspicious Person                     | 4   | 0  | 25   | 24   |     |
| Suspicious MV                         | 0   | 2  | 5    | 4    |     |
| 44 Death-Untimely, Suicide & Attempts | 3   | 5  | 38   | 24   | 58  |
| Death - Untimely                      | 2   | 2  | 21   | 10   |     |
| Death - Suicide                       | 0   | 0  | 2    | 1    |     |
| Suicide - Attempted                   | 1   | 3  | 15   | 13   |     |
| 54 Police Information                 | 52  | 30 | 450  | 355  | 27  |
| Drugs                                 | 5   | 3  | 58   | 40   |     |
| Sex Offenses                          | 9   | 2  | 46   | 44   |     |
| Crimeline                             | 18  | 5  | 111  | 78   |     |
| Fraud Other Jurisdiction              | 4   | 2  | 17   | 7    |     |
| Other                                 | 16  | 18 | 218  | 186  |     |
| 55 Welfare Check                      | 19  | 24 | 236  | 224  | 5   |
| Abuse, Physical, Emotional            | 1   | 1  | 11   | 12   |     |
| Medical/Well Being                    | 11  | 17 | 101  | 113  |     |
| 911 Trace                             | 0   | 0  | 1    | 1    |     |
| Other                                 | 7   | 6  | 123  | 98   |     |



# Dover Police Departmental Report

## 2012 Non-Criminal Investigative Incidents

These statistics are based upon non-criminal incidents where a police report was completed by the investigating officer. Incidents identified as non-investigatory or non-investigatory with notes are not accounted for in this report. For comparative analysis, view the 2012- E CAD CFS Summaries report.

Data Source Last Updated On:

June 08, 2017 11:13 am

Crystal 2013

### October -- continued

|    |                    |    |    |     |     |      |
|----|--------------------|----|----|-----|-----|------|
| 56 | Assist             | 67 | 40 | 598 | 601 | 0    |
|    | Remove Belongings  | 1  | 1  | 35  | 26  |      |
|    | Child Custody      | 4  | 1  | 35  | 24  |      |
|    | WDH Hospital Staff | 0  | 0  | 5   | 0   |      |
|    | Police Mutual Aid  | 2  | 1  | 34  | 36  |      |
|    | Other              | 60 | 37 | 489 | 515 |      |
| 59 | Shots Fired        | 0  | 1  | 4   | 2   | 100  |
| 60 | Animal             | 16 | 21 | 257 | 326 | (21) |
|    | Dog Complaint      | 6  | 6  | 51  | 67  |      |
|    | Nuisance           | 1  | 1  | 11  | 8   |      |
|    | Found              | 1  | 9  | 78  | 86  |      |
|    | Lost               | 0  | 0  | 12  | 20  |      |
|    | Hit                | 5  | 2  | 20  | 30  |      |
|    | Bite               | 1  | 0  | 30  | 24  |      |
|    | Welfare            | 2  | 3  | 55  | 91  |      |
|    | Other              | 0  | 0  | 0   | 0   |      |





# Dover Police Departmental Report

## 2012 Non-Criminal Investigative Incidents

These statistics are based upon non-criminal incidents where a police report was completed by the investigating officer. Incidents identified as non-investigatory or non-investigatory with notes are not accounted for in this report. For comparative analysis, view the 2012- E CAD CFS Summaries report.

Data Source Last Updated On:  
June 08, 2017 11:13 am

Crystal 2013

### November

|   | 2012<br>Monthly | 2011<br>Monthly | 2012<br>YTD | 2011<br>YTD | +,-<br>% Diff. |
|---|-----------------|-----------------|-------------|-------------|----------------|
| <b>Violations (Non-NIBRS Compliant)</b>   |                 |                 |             |             |                |
| Truancy-26Y   | 2               | 5               | 19          | 26          | (27)           |
| Traffic-30  | 10              | 14              | 95          | 124         | (23)           |
| Animal (90A-C)  | 0               | 0               | 4           | 26          | (85)           |
| Other: Hitchhiking, FTAS, Benches, Motor<br>Boats, Littering, Feeding Wildlife,<br>Skateboards & Misuse Power | 0               | 2               | 31          | 23          |                |

### Accidents:

|    |                                   |    |    |     |     |      |
|----|-----------------------------------|----|----|-----|-----|------|
| 31 | Accidents (31A-E, 30H)            | 78 | 77 | 791 | 904 | (13) |
|    | Non Investigative                 | 45 | 38 | 453 | 528 |      |
|    | Major Property Damage             | 13 | 21 | 149 | 173 |      |
|    | Injury                            | 6  | 3  | 70  | 66  |      |
|    | Bicycle *Requires Code Changes    | 0  | 0  | 14  | 4   |      |
|    | Pedestrian *Requires Code Changes | 4  | 1  | 9   | 8   |      |
|    | Fatal                             | 0  | 0  | 1   | 1   |      |
|    | Hit & Run (30H)                   | 10 | 14 | 95  | 124 |      |

### Non-Criminal Investigative Incidents:

|    |                                    |     |    |      |      |     |
|----|------------------------------------|-----|----|------|------|-----|
| 32 | Disturbances                       | 100 | 82 | 1128 | 1138 | (1) |
|    | Juvenile                           | 6   | 3  | 72   | 79   |     |
|    | Domestic                           | 43  | 37 | 441  | 428  |     |
|    | Unwanted Subject                   | 7   | 7  | 68   | 55   |     |
|    | Possible DWI                       | 2   | 2  | 17   | 27   |     |
|    | OHRV                               | 0   | 0  | 2    | 2    |     |
|    | Road Rage                          | 2   | 0  | 13   | 19   |     |
|    | Loud Music/Noise                   | 1   | 1  | 15   | 14   |     |
|    | Party                              | 0   | 0  | 4    | 2    |     |
|    | Fight                              | 4   | 3  | 46   | 50   |     |
|    | Neighborhood                       | 3   | 1  | 81   | 85   |     |
|    | Landlord/Tenant                    | 3   | 0  | 17   | 7    |     |
|    | Other                              | 15  | 20 | 191  | 204  |     |
|    | Skateboarding                      | 0   | 0  | 0    | 0    |     |
|    | Unwanted Communications            | 14  | 8  | 161  | 166  |     |
| 34 | Missing Persons                    | 5   | 5  | 115  | 93   | 24  |
|    | Juvenile - Missing Person          | 2   | 4  | 97   | 75   |     |
|    | Adult - Missing Person             | 2   | 0  | 9    | 3    |     |
|    | Attempt To Locate                  | 1   | 1  | 9    | 14   |     |
| 43 | Suspicious Activity                | 21  | 16 | 234  | 232  | 1   |
|    | Suspicious Person                  | 1   | 2  | 26   | 26   |     |
|    | Suspicious MV                      | 0   | 2  | 5    | 6    |     |
| 44 | Death-Untimely, Suicide & Attempts | 5   | 5  | 43   | 29   | 48  |
|    | Death - Untimely                   | 3   | 1  | 24   | 11   |     |
|    | Death - Suicide                    | 0   | 0  | 2    | 1    |     |
|    | Suicide - Attempted                | 2   | 4  | 17   | 17   |     |
| 54 | Police Information                 | 43  | 47 | 493  | 402  | 23  |
|    | Drugs                              | 4   | 7  | 62   | 47   |     |
|    | Sex Offenses                       | 6   | 1  | 52   | 45   |     |
|    | Crimeline                          | 4   | 13 | 115  | 91   |     |
|    | Fraud Other Jurisdiction           | 0   | 3  | 17   | 10   |     |
|    | Other                              | 29  | 23 | 247  | 209  |     |
| 55 | Welfare Check                      | 21  | 26 | 257  | 250  | 3   |
|    | Abuse, Physical, Emotional         | 2   | 0  | 13   | 12   |     |
|    | Medical/Well Being                 | 8   | 17 | 109  | 130  |     |
|    | 911 Trace                          | 0   | 0  | 1    | 1    |     |
|    | Other                              | 11  | 9  | 134  | 107  |     |



# Dover Police Departmental Report

## 2012 Non-Criminal Investigative Incidents

These statistics are based upon non-criminal incidents where a police report was completed by the investigating officer. Incidents identified as non-investigatory or non-investigatory with notes are not accounted for in this report. For comparative analysis, view the 2012- E CAD CFS Summaries report.

Data Source Last Updated On:

June 08, 2017 11:13 am

Crystal 2013

### November -- continued

|    |                    |    |    |     |     |      |
|----|--------------------|----|----|-----|-----|------|
| 56 | Assist             | 52 | 40 | 650 | 641 | 1    |
|    | Remove Belongings  | 3  | 3  | 38  | 29  |      |
|    | Child Custody      | 2  | 1  | 37  | 25  |      |
|    | WDH Hospital Staff | 1  | 1  | 6   | 1   |      |
|    | Police Mutual Aid  | 1  | 3  | 35  | 39  |      |
|    | Other              | 45 | 32 | 534 | 547 |      |
| 59 | Shots Fired        | 0  | 0  | 4   | 2   | 100  |
| 60 | Animal             | 10 | 32 | 267 | 358 | (25) |
|    | Dog Complaint      | 1  | 4  | 52  | 71  |      |
|    | Nuisance           | 1  | 2  | 12  | 10  |      |
|    | Found              | 1  | 10 | 79  | 96  |      |
|    | Lost               | 0  | 3  | 12  | 23  |      |
|    | Hit                | 5  | 5  | 25  | 35  |      |
|    | Bite               | 1  | 4  | 31  | 28  |      |
|    | Welfare            | 1  | 4  | 56  | 95  |      |
|    | Other              | 0  | 0  | 0   | 0   |      |



# Dover Police Departmental Report

## 2012 Non-Criminal Investigative Incidents

These statistics are based upon non-criminal incidents where a police report was completed by the investigating officer. Incidents identified as non-investigatory or non-investigatory with notes are not accounted for in this report. For comparative analysis, view the 2012- E CAD CFS Summaries report.

Data Source Last Updated On:  
June 08, 2017 11:13 am

Crystal 2013

| <b>December</b>   |                                    | 2012<br>Monthly | 2011<br>Monthly | 2012<br>YTD | 2011<br>YTD | +,-<br>% Diff. |
|---|------------------------------------|-----------------|-----------------|-------------|-------------|----------------|
| <b>Violations (Non-NIBRS Compliant)</b>   |                                    |                 |                 |             |             |                |
| Truancy-26Y   |                                    | 0               | 0               | 19          | 26          | (27)           |
| Traffic-30  |                                    | 10              | 8               | 105         | 132         | (20)           |
| Animal (90A-C)  |                                    | 2               | 1               | 6           | 27          | (78)           |
| Other: Hitchhiking, FTAS, Benches, Motor Boats, Littering, Feeding Wildlife, Skateboards & Misuse Power |                                    | 3               | 3               | 34          | 26          |                |
| <b>Accidents:</b>   |                                    |                 |                 |             |             |                |
| 31  | Accidents (31A-E, 30H)             | 96              | 80              | 887         | 984         | (10)           |
|   | Non Investigative                  | 58              | 47              | 511         | 575         |                |
|   | Major Property Damage              | 24              | 18              | 173         | 191         |                |
|   | Injury                             | 3               | 5               | 73          | 71          |                |
|   | Bicycle *Requires Code Changes     | 0               | 0               | 14          | 4           |                |
|   | Pedestrian *Requires Code Changes  | 1               | 2               | 10          | 10          |                |
|   | Fatal                              | 0               | 0               | 1           | 1           |                |
|   | Hit & Run (30H)                    | 10              | 8               | 105         | 132         |                |
| <b>Non-Criminal Investigative Incidents:</b>  |                                    |                 |                 |             |             |                |
| 32  | Disturbances                       | 90              | 87              | 1218        | 1225        | (1)            |
|   | Juvenile                           | 4               | 4               | 76          | 83          |                |
|   | Domestic                           | 35              | 30              | 476         | 458         |                |
|   | Unwanted Subject                   | 6               | 7               | 74          | 62          |                |
|   | Possible DWI                       | 0               | 2               | 17          | 29          |                |
|   | OHRV                               | 0               | 0               | 2           | 2           |                |
|   | Road Rage                          | 1               | 0               | 14          | 19          |                |
|   | Loud Music/Noise                   | 3               | 3               | 18          | 17          |                |
|   | Party                              | 0               | 0               | 4           | 2           |                |
|   | Fight                              | 4               | 5               | 50          | 55          |                |
|   | Neighborhood                       | 6               | 8               | 87          | 93          |                |
|   | Landlord/Tenant                    | 1               | 1               | 18          | 8           |                |
|   | Other                              | 16              | 18              | 207         | 222         |                |
|   | Skateboarding                      | 0               | 0               | 0           | 0           |                |
|   | Unwanted Communications            | 14              | 9               | 175         | 175         |                |
| 34  | Missing Persons                    | 7               | 7               | 122         | 100         | 22             |
|   | Juvenile - Missing Person          | 2               | 7               | 99          | 82          |                |
|   | Adult - Missing Person             | 2               | 0               | 11          | 3           |                |
|   | Attempt To Locate                  | 2               | 0               | 11          | 14          |                |
| 43  | Suspicious Activity                | 16              | 17              | 250         | 249         | 0              |
|   | Suspicious Person                  | 1               | 3               | 27          | 29          |                |
|   | Suspicious MV                      | 0               | 0               | 5           | 6           |                |
| 44  | Death-Untimely, Suicide & Attempts | 4               | 6               | 47          | 35          | 34             |
|   | Death - Untimely                   | 1               | 2               | 25          | 13          |                |
|   | Death - Suicide                    | 0               | 0               | 2           | 1           |                |
|   | Suicide - Attempted                | 3               | 4               | 20          | 21          |                |
| 54  | Police Information                 | 22              | 29              | 515         | 431         | 19             |
|   | Drugs                              | 2               | 3               | 64          | 50          |                |
|   | Sex Offenses                       | 5               | 3               | 57          | 48          |                |
|   | Crimeline                          | 1               | 3               | 116         | 94          |                |
|   | Fraud Other Jurisdiction           | 1               | 3               | 18          | 13          |                |
|   | Other                              | 13              | 17              | 260         | 226         |                |
| 55  | Welfare Check                      | 26              | 26              | 283         | 276         | 3              |
|   | Abuse, Physical, Emotional         | 2               | 0               | 15          | 12          |                |
|   | Medical/Well Being                 | 11              | 14              | 120         | 144         |                |
|   | 911 Trace                          | 0               | 0               | 1           | 1           |                |
|   | Other                              | 13              | 12              | 147         | 119         |                |



# Dover Police Departmental Report

## 2012 Non-Criminal Investigative Incidents

These statistics are based upon non-criminal incidents where a police report was completed by the investigating officer. Incidents identified as non-investigatory or non-investigatory with notes are not accounted for in this report. For comparative analysis, view the 2012- E CAD CFS Summaries report.


Data Source Last Updated On:

June 08, 2017 11:13 am

Crystal 2013

### December -- continued

|    |                    |    |    |     |     |      |
|----|--------------------|----|----|-----|-----|------|
| 56 | Assist             | 57 | 56 | 707 | 697 | 1    |
|    | Remove Belongings  | 2  | 2  | 40  | 31  |      |
|    | Child Custody      | 3  | 1  | 40  | 26  |      |
|    | WDH Hospital Staff | 1  | 1  | 7   | 2   |      |
|    | Police Mutual Aid  | 4  | 2  | 39  | 41  |      |
|    | Other              | 47 | 50 | 581 | 597 |      |
| 59 | Shots Fired        | 1  | 1  | 5   | 3   | 67   |
| 60 | Animal             | 10 | 33 | 277 | 391 | (29) |
|    | Dog Complaint      | 5  | 4  | 57  | 75  |      |
|    | Nuisance           | 1  | 2  | 13  | 12  |      |
|    | Found              | 1  | 11 | 80  | 107 |      |
|    | Lost               | 0  | 4  | 12  | 27  |      |
|    | Hit                | 2  | 4  | 27  | 39  |      |
|    | Bite               | 1  | 2  | 32  | 30  |      |
|    | Welfare            | 0  | 6  | 56  | 101 |      |
|    | Other              | 0  | 0  | 0   | 0   |      |



Data Source Last Updated On:  
6/8/2017 11:14:28AM

## Dover Police Department Seven Year Comparative UCR Crime Summaries

Crystal 2013

### UCR Offense Description

| Part I Crimes                          | 2005        | 2006        | 2007        | 2008        | 2009        | 2010        | 2011        | 2012 YTD    | 2005-2011 Average |
|--|-------------|-------------|-------------|-------------|-------------|-------------|-------------|-------------|-------------------|
| 01 Murder/Non-negligent Manslaughter   | 1           | 3           | 0           | 2           | 0           | 0           | 1           | 1           | 1.00              |
| 02 Rape by Force                       | 8           | 7           | 5           | 3           | 6           | 3           | 7           | 11          | 5.57              |
| 03 Robbery                             | 5           | 10          | 3           | 6           | 9           | 15          | 12          | 8           | 8.57              |
| 04 Assault                             | 190         | 228         | 213         | 170         | 174         | 188         | 141         | 205         | 186.29            |
| 05 Burglary                            | 45          | 50          | 71          | 68          | 46          | 60          | 90          | 93          | 61.43             |
| 06 Larceny/Theft                       | 435         | 482         | 513         | 531         | 484         | 426         | 482         | 526         | 479.00            |
| 07 Auto Theft                          | 16          | 8           | 19          | 15          | 12          | 11          | 15          | 8           | 13.71             |
| 09 Arson                               | 4           | 5           | 7           | 3           | 2           | 2           | 2           | 14          | 3.57              |
| Part II Crimes                         | 2005        | 2006        | 2007        | 2008        | 2009        | 2010        | 2011        | 2012 YTD    | 2005-2011 Average |
| 10 Forgery & Counterfeiting            | 24          | 13          | 18          | 20          | 16          | 21          | 19          | 18          | 18.71             |
| 11 Fraud (Including Bad Checks)        | 73          | 67          | 70          | 76          | 70          | 61          | 51          | 80          | 66.86             |
| 12 Embezzlement                        | 3           | 1           | 3           | 3           | 8           | 12          | 6           | 4           | 5.14              |
| 13 Stolen Property (Buy,Sell, Receive) | 10          | 7           | 6           | 15          | 11          | 9           | 11          | 15          | 9.86              |
| 14 Criminal Mischief                   | 363         | 410         | 437         | 324         | 362         | 374         | 336         | 360         | 372.29            |
| 15 Weapons Possession                  | 7           | 8           | 7           | 4           | 3           | 6           | 7           | 1           | 6.00              |
| 16 Prostitution                        | 1           | 0           | 1           | 0           | 0           | 0           | 0           | 0           | 0.29              |
| 17 Sex Offenses (Except 02 & 16)       | 24          | 21          | 26          | 24          | 23          | 19          | 14          | 23          | 21.57             |
| 18 Drug Offenses                       | 96          | 122         | 97          | 123         | 120         | 142         | 158         | 134         | 122.57            |
| 19 Gambling & Bookmaking               | 0           | 0           | 0           | 0           | 0           | 0           | 0           | 0           | 0.00              |
| 20 Offenses Against Family             | 7           | 4           | 4           | 3           | 3           | 1           | 0           | 1           | 3.14              |
| 21 DWI                                 | 82          | 93          | 76          | 119         | 112         | 96          | 105         | 95          | 97.57             |
| 22 Liquor Laws                         | 102         | 145         | 100         | 100         | 75          | 69          | 66          | 40          | 93.86             |
| 24 Disorderly Conduct                  | 60          | 55          | 73          | 71          | 47          | 38          | 36          | 49          | 54.29             |
| 25 Vagrancy (Loitering)                | 2           | 1           | 1           | 2           | 3           | 0           | 0           | 1           | 1.29              |
| 26 All Other Offenses                  | 496         | 472         | 493         | 532         | 482         | 431         | 375         | 452         | 468.71            |
| <b>Total Crimes</b>                    | <b>2054</b> | <b>2212</b> | <b>2243</b> | <b>2214</b> | <b>2068</b> | <b>1984</b> | <b>1934</b> | <b>2139</b> | <b>2101.29</b>    |
| <b>Part I Crimes</b>                   | <b>704</b>  | <b>793</b>  | <b>831</b>  | <b>798</b>  | <b>733</b>  | <b>705</b>  | <b>750</b>  | <b>866</b>  | <b>759.14</b>     |
| <b>Part II Crimes</b>                  | <b>1350</b> | <b>1419</b> | <b>1412</b> | <b>1416</b> | <b>1335</b> | <b>1279</b> | <b>1184</b> | <b>1273</b> | <b>1342.14</b>    |



# Dover Police Departmental Report

B

## 2012 UCR Arrest Clearances

### All Part I & II Reportable Offenses Cleared By Arrest In 2011-2012

Data Source Last Updated On:  
June 08, 2017 11:16 am

This report evaluates all NIBRS Police Reports regardless of year reported that are Cleared By Arrest between 2011-2012 and having local UCR Codes of "01-26", "52B", "90" and "91"(Part I & II UCR Reportable Crimes). An Incident may have one or more offenses associated with it and an offense may have more than one arrest. Runaway arrest are not Part I & II Crimes and are excluded from this report. Other reports excluded are truancy, traffic, and City Ordinances that do not meet NIBRS criteria for submission to NHSP.

Crystal 2013

| <b>January</b>     | 2012<br>Monthly | 2011<br>Monthly | 2012<br>YTD | 2011<br>YTD | +,-)<br>% Dif. |
|--------------------|-----------------|-----------------|-------------|-------------|----------------|
| Offenses Cleared:  | 87              | 78              | 87          | 78          | 12             |
| Incidents Cleared: | 85              | 71              | 85          | 71          | 20             |
| Arrest Made:       | 101             | 79              | 101         | 79          | 28             |
| Adult:             | 95              | 73              | 95          | 73          | 30             |
| Juvenile:          | 6               | 6               | 6           | 6           | 0              |
| Male:              | 69              | 51              | 69          | 51          | 35             |
| Female:            | 32              | 28              | 32          | 28          | 14             |

| <b>February</b>    | 2012<br>Monthly | 2011<br>Monthly | 2012<br>YTD | 2011<br>YTD | +,-)<br>% Dif. |
|--------------------|-----------------|-----------------|-------------|-------------|----------------|
| Offenses Cleared:  | 66              | 70              | 153         | 148         | 3              |
| Incidents Cleared: | 62              | 63              | 147         | 134         | 10             |
| Arrest Made:       | 71              | 70              | 172         | 149         | 15             |
| Adult:             | 62              | 68              | 157         | 141         | 11             |
| Juvenile:          | 9               | 2               | 15          | 8           | 88             |
| Male:              | 54              | 52              | 123         | 103         | 19             |
| Female:            | 17              | 18              | 49          | 46          | 7              |

| <b>March</b>       | 2012<br>Monthly | 2011<br>Monthly | 2012<br>YTD | 2011<br>YTD | +,-)<br>% Dif. |
|--------------------|-----------------|-----------------|-------------|-------------|----------------|
| Offenses Cleared:  | 95              | 87              | 248         | 235         | 6              |
| Incidents Cleared: | 88              | 78              | 235         | 212         | 11             |
| Arrest Made:       | 108             | 95              | 280         | 244         | 15             |
| Adult:             | 98              | 76              | 255         | 217         | 18             |
| Juvenile:          | 10              | 19              | 25          | 27          | (7)            |
| Male:              | 82              | 75              | 205         | 178         | 15             |
| Female:            | 26              | 20              | 75          | 66          | 14             |

| <b>April</b>       | 2012<br>Monthly | 2011<br>Monthly | 2012<br>YTD | 2011<br>YTD | +,-)<br>% Dif. |
|--------------------|-----------------|-----------------|-------------|-------------|----------------|
| Offenses Cleared:  | 75              | 72              | 323         | 307         | 5              |
| Incidents Cleared: | 70              | 68              | 305         | 280         | 9              |
| Arrest Made:       | 83              | 80              | 363         | 324         | 12             |
| Adult:             | 74              | 73              | 329         | 290         | 13             |
| Juvenile:          | 9               | 7               | 34          | 34          | 0              |
| Male:              | 65              | 60              | 270         | 238         | 13             |
| Female:            | 18              | 20              | 93          | 86          | 8              |

| <b>May</b>         | 2012<br>Monthly | 2011<br>Monthly | 2012<br>YTD | 2011<br>YTD | +,-)<br>% Dif. |
|--------------------|-----------------|-----------------|-------------|-------------|----------------|
| Offenses Cleared:  | 114             | 73              | 437         | 380         | 15             |
| Incidents Cleared: | 108             | 69              | 413         | 349         | 18             |
| Arrest Made:       | 138             | 77              | 501         | 401         | 25             |
| Adult:             | 131             | 75              | 460         | 365         | 26             |
| Juvenile:          | 7               | 2               | 41          | 36          | 14             |
| Male:              | 103             | 60              | 373         | 298         | 25             |
| Female:            | 35              | 17              | 128         | 103         | 24             |



# Dover Police Departmental Report

## 2012 UCR Arrest Clearances

### All Part I & II Reportable Offenses Cleared By Arrest In 2011-2012

Data Source Last Updated On:

June 08, 2017

11:16 am

This report evaluates all NIBRS Police Reports regardless of year reported that are Cleared By Arrest between 2011-2012 and having local UCR Codes of "01-26", "52B", "90" and "91"(Part I & II UCR Reportable Crimes). An Incident may have one or more offenses associated with it and an offense may have more than one arrest. Runaway arrest are not Part I & II Crimes and are excluded from this report. Other reports excluded are truancy, traffic, and City Ordinances that do not meet NIBRS criteria for submission to NHSP.

Crystal 2013

| June               | 2012<br>Monthly | 2011<br>Monthly | 2012<br>YTD | 2011<br>YTD | +,-)<br>% Dif. |
|--------------------|-----------------|-----------------|-------------|-------------|----------------|
| Offenses Cleared:  | 95              | 110             | 532         | 490         | 9              |
| Incidents Cleared: | 88              | 106             | 501         | 455         | 10             |
| Arrest Made:       | 100             | 117             | 601         | 518         | 16             |
| Adult:             | 96              | 103             | 556         | 468         | 19             |
| Juvenile:          | 4               | 14              | 45          | 50          | (10)           |
| Male:              | 77              | 82              | 450         | 380         | 18             |
| Female:            | 23              | 35              | 151         | 138         | 9              |

| July               | 2012<br>Monthly | 2011<br>Monthly | 2012<br>YTD | 2011<br>YTD | +,-)<br>% Dif. |
|--------------------|-----------------|-----------------|-------------|-------------|----------------|
| Offenses Cleared:  | 124             | 97              | 656         | 587         | 12             |
| Incidents Cleared: | 109             | 85              | 610         | 540         | 13             |
| Arrest Made:       | 129             | 131             | 730         | 649         | 12             |
| Adult:             | 124             | 101             | 680         | 569         | 20             |
| Juvenile:          | 5               | 30              | 50          | 80          | (38)           |
| Male:              | 91              | 96              | 541         | 476         | 14             |
| Female:            | 38              | 35              | 189         | 173         | 9              |

| August             | 2012<br>Monthly | 2011<br>Monthly | 2012<br>YTD | 2011<br>YTD | +,-)<br>% Dif. |
|--------------------|-----------------|-----------------|-------------|-------------|----------------|
| Offenses Cleared:  | 94              | 71              | 750         | 658         | 14             |
| Incidents Cleared: | 84              | 65              | 694         | 605         | 15             |
| Arrest Made:       | 104             | 76              | 834         | 725         | 15             |
| Adult:             | 90              | 72              | 770         | 641         | 20             |
| Juvenile:          | 14              | 4               | 64          | 84          | (24)           |
| Male:              | 74              | 62              | 615         | 538         | 14             |
| Female:            | 30              | 14              | 219         | 187         | 17             |

| September          | 2012<br>Monthly | 2011<br>Monthly | 2012<br>YTD | 2011<br>YTD | +,-)<br>% Dif. |
|--------------------|-----------------|-----------------|-------------|-------------|----------------|
| Offenses Cleared:  | 90              | 81              | 840         | 739         | 14             |
| Incidents Cleared: | 87              | 77              | 781         | 682         | 15             |
| Arrest Made:       | 113             | 87              | 947         | 812         | 17             |
| Adult:             | 82              | 81              | 852         | 722         | 18             |
| Juvenile:          | 31              | 6               | 95          | 90          | 6              |
| Male:              | 93              | 70              | 708         | 608         | 16             |
| Female:            | 20              | 17              | 239         | 204         | 17             |

| October            | 2012<br>Monthly | 2011<br>Monthly | 2012<br>YTD | 2011<br>YTD | +,-)<br>% Dif. |
|--------------------|-----------------|-----------------|-------------|-------------|----------------|
| Offenses Cleared:  | 77              | 71              | 917         | 810         | 13             |
| Incidents Cleared: | 73              | 67              | 854         | 749         | 14             |
| Arrest Made:       | 79              | 73              | 1026        | 885         | 16             |
| Adult:             | 66              | 68              | 918         | 790         | 16             |
| Juvenile:          | 13              | 5               | 108         | 95          | 14             |
| Male:              | 67              | 55              | 775         | 663         | 17             |
| Female:            | 12              | 18              | 251         | 222         | 13             |



# Dover Police Departmental Report

B

## 2012 UCR Arrest Clearances

### All Part I & II Reportable Offenses Cleared By Arrest In 2011-2012

Data Source Last Updated On:  
June 08, 2017 11:16 am

This report evaluates all NIBRS Police Reports regardless of year reported that are Cleared By Arrest between 2011-2012 and having local UCR Codes of "01-26", "52B", "90" and "91"(Part I & II UCR Reportable Crimes). An Incident may have one or more offenses associated with it and an offense may have more than one arrest. Runaway arrest are not Part I & II Crimes and are excluded from this report. Other reports excluded are truancy, traffic, and City Ordinances that do not meet NIBRS criteria for submission to NHSP.

Crystal 2013

| <b>November</b>    | 2012<br>Monthly | 2011<br>Monthly | 2012<br>YTD | 2011<br>YTD | +,-)<br>% Dif. |
|--------------------|-----------------|-----------------|-------------|-------------|----------------|
| Offenses Cleared:  | 74              | 57              | 991         | 867         | 14             |
| Incidents Cleared: | 71              | 57              | 925         | 806         | 15             |
| Arrest Made:       | 82              | 68              | 1108        | 953         | 16             |
| Adult:             | 77              | 56              | 995         | 846         | 18             |
| Juvenile:          | 5               | 12              | 113         | 107         | 6              |
| Male:              | 67              | 50              | 842         | 713         | 18             |
| Female:            | 15              | 18              | 266         | 240         | 11             |

| <b>December</b>    | 2012<br>Monthly | 2011<br>Monthly | 2012<br>YTD | 2011<br>YTD | +,-)<br>% Dif. |
|--------------------|-----------------|-----------------|-------------|-------------|----------------|
| Offenses Cleared:  | 61              | 81              | 1052        | 948         | 11             |
| Incidents Cleared: | 57              | 76              | 982         | 882         | 11             |
| Arrest Made:       | 75              | 102             | 1183        | 1055        | 12             |
| Adult:             | 62              | 77              | 1057        | 923         | 15             |
| Juvenile:          | 13              | 25              | 126         | 132         | (5)            |
| Male:              | 64              | 65              | 906         | 778         | 16             |
| Female:            | 11              | 37              | 277         | 277         | 0              |





Data Source Last Updated On:  
June 08, 2017 11:17 am

# Dover Police Departmental Report

D

## 2012 OLB Arrest Summaries

(Does Not Include Administrative Sex Offender Registrations)

Crystal 2013

| <b>January</b> | 2012<br>Monthly | 2011<br>Monthly | 2012<br>YTD | 2011<br>YTD | +,-)<br>% Diff. |
|----------------|-----------------|-----------------|-------------|-------------|-----------------|
| Bookings:      | 88              | 66              | 88          | 66          | 33              |
| Arrest:        | 72              | 56              | 72          | 56          | 29              |
| Summons:       | 16              | 10              | 16          | 10          | 60              |
| Adult:         | 83              | 60              | 83          | 60          | 38              |
| Juvenile:      | 5               | 6               | 5           | 6           | (17)            |
| Male Arrest:   | 57              | 36              | 57          | 36          | 58              |
| Female Arrest: | 31              | 30              | 31          | 30          | 3               |

| <b>February</b> | 2012<br>Monthly | 2011<br>Monthly | 2012<br>YTD | 2011<br>YTD | +,-)<br>% Diff. |
|-----------------|-----------------|-----------------|-------------|-------------|-----------------|
| Bookings:       | 63              | 56              | 151         | 122         | 24              |
| Arrest:         | 46              | 49              | 118         | 105         | 12              |
| Summons:        | 17              | 7               | 33          | 17          | 94              |
| Adult:          | 57              | 52              | 140         | 112         | 25              |
| Juvenile:       | 6               | 4               | 11          | 10          | 10              |
| Male Arrest:    | 46              | 42              | 103         | 78          | 32              |
| Female Arrest:  | 17              | 14              | 48          | 44          | 9               |

| <b>March</b>   | 2012<br>Monthly | 2011<br>Monthly | 2012<br>YTD | 2011<br>YTD | +,-)<br>% Diff. |
|----------------|-----------------|-----------------|-------------|-------------|-----------------|
| Bookings:      | 80              | 73              | 231         | 195         | 18              |
| Arrest:        | 72              | 60              | 190         | 165         | 15              |
| Summons:       | 8               | 13              | 41          | 30          | 37              |
| Adult:         | 74              | 59              | 214         | 171         | 25              |
| Juvenile:      | 6               | 14              | 17          | 24          | (29)            |
| Male Arrest:   | 61              | 55              | 164         | 133         | 23              |
| Female Arrest: | 19              | 18              | 67          | 62          | 8               |

| <b>April</b>   | 2012<br>Monthly | 2011<br>Monthly | 2012<br>YTD | 2011<br>YTD | +,-)<br>% Diff. |
|----------------|-----------------|-----------------|-------------|-------------|-----------------|
| Bookings:      | 64              | 67              | 295         | 262         | 13              |
| Arrest:        | 51              | 56              | 241         | 221         | 9               |
| Summons:       | 13              | 11              | 54          | 41          | 32              |
| Adult:         | 58              | 58              | 272         | 229         | 19              |
| Juvenile:      | 6               | 9               | 23          | 33          | (30)            |
| Male Arrest:   | 51              | 46              | 215         | 179         | 20              |
| Female Arrest: | 13              | 21              | 80          | 83          | (4)             |

| <b>May</b>     | 2012<br>Monthly | 2011<br>Monthly | 2012<br>YTD | 2011<br>YTD | +,-)<br>% Diff. |
|----------------|-----------------|-----------------|-------------|-------------|-----------------|
| Bookings:      | 87              | 66              | 382         | 328         | 16              |
| Arrest:        | 76              | 54              | 317         | 275         | 15              |
| Summons:       | 11              | 12              | 65          | 53          | 23              |
| Adult:         | 83              | 63              | 355         | 292         | 22              |
| Juvenile:      | 4               | 3               | 27          | 36          | (25)            |
| Male Arrest:   | 65              | 49              | 280         | 228         | 23              |
| Female Arrest: | 22              | 17              | 102         | 100         | 2               |

| <b>June</b>    | 2012<br>Monthly | 2011<br>Monthly | 2012<br>YTD | 2011<br>YTD | +,-)<br>% Diff. |
|----------------|-----------------|-----------------|-------------|-------------|-----------------|
| Bookings:      | 77              | 104             | 459         | 432         | 6               |
| Arrest:        | 62              | 88              | 379         | 363         | 4               |
| Summons:       | 15              | 16              | 80          | 69          | 16              |
| Adult:         | 72              | 93              | 427         | 385         | 11              |
| Juvenile:      | 5               | 11              | 32          | 47          | (32)            |
| Male Arrest:   | 57              | 67              | 337         | 295         | 14              |
| Female Arrest: | 20              | 37              | 122         | 137         | (11)            |



Data Source Last Updated On:  
June 08, 2017 11:17 am

# Dover Police Departmental Report

D

## 2012 OLB Arrest Summaries

(Does Not Include Administrative Sex Offender Registrations)

Crystal 2013

| <b>July</b>    | 2012<br>Monthly | 2011<br>Monthly | 2012<br>YTD | 2011<br>YTD | +,-)<br>% Diff. |
|----------------|-----------------|-----------------|-------------|-------------|-----------------|
| Bookings:      | 85              | 89              | 544         | 521         | 4               |
| Arrest:        | 76              | 56              | 455         | 419         | 9               |
| Summons:       | 9               | 33              | 89          | 102         | (13)            |
| Adult:         | 81              | 74              | 508         | 459         | 11              |
| Juvenile:      | 4               | 15              | 36          | 62          | (42)            |
| Male Arrest:   | 63              | 63              | 400         | 358         | 12              |
| Female Arrest: | 22              | 26              | 144         | 163         | (12)            |

| <b>August</b>  | 2012<br>Monthly | 2011<br>Monthly | 2012<br>YTD | 2011<br>YTD | +,-)<br>% Diff. |
|----------------|-----------------|-----------------|-------------|-------------|-----------------|
| Bookings:      | 85              | 71              | 629         | 592         | 6               |
| Arrest:        | 75              | 63              | 530         | 482         | 10              |
| Summons:       | 10              | 8               | 99          | 110         | (10)            |
| Adult:         | 73              | 68              | 581         | 527         | 10              |
| Juvenile:      | 12              | 3               | 48          | 65          | (26)            |
| Male Arrest:   | 58              | 55              | 458         | 413         | 11              |
| Female Arrest: | 27              | 16              | 171         | 179         | (4)             |

| <b>September</b> | 2012<br>Monthly | 2011<br>Monthly | 2012<br>YTD | 2011<br>YTD | +,-)<br>% Diff. |
|------------------|-----------------|-----------------|-------------|-------------|-----------------|
| Bookings:        | 82              | 64              | 711         | 656         | 8               |
| Arrest:          | 69              | 51              | 599         | 533         | 12              |
| Summons:         | 13              | 13              | 112         | 123         | (9)             |
| Adult:           | 73              | 60              | 654         | 587         | 11              |
| Juvenile:        | 9               | 4               | 57          | 69          | (17)            |
| Male Arrest:     | 63              | 49              | 521         | 462         | 13              |
| Female Arrest:   | 19              | 15              | 190         | 194         | (2)             |

| <b>October</b> | 2012<br>Monthly | 2011<br>Monthly | 2012<br>YTD | 2011<br>YTD | +,-)<br>% Diff. |
|----------------|-----------------|-----------------|-------------|-------------|-----------------|
| Bookings:      | 70              | 73              | 781         | 729         | 7               |
| Arrest:        | 56              | 59              | 655         | 592         | 11              |
| Summons:       | 14              | 14              | 126         | 137         | (8)             |
| Adult:         | 63              | 70              | 717         | 657         | 9               |
| Juvenile:      | 7               | 3               | 64          | 72          | (11)            |
| Male Arrest:   | 54              | 54              | 575         | 516         | 11              |
| Female Arrest: | 16              | 19              | 206         | 213         | (3)             |

| <b>November</b> | 2012<br>Monthly | 2011<br>Monthly | 2012<br>YTD | 2011<br>YTD | +,-)<br>% Diff. |
|-----------------|-----------------|-----------------|-------------|-------------|-----------------|
| Bookings:       | 79              | 54              | 860         | 783         | 10              |
| Arrest:         | 61              | 40              | 716         | 632         | 13              |
| Summons:        | 18              | 14              | 144         | 151         | (5)             |
| Adult:          | 76              | 45              | 793         | 702         | 13              |
| Juvenile:       | 3               | 9               | 67          | 81          | (17)            |
| Male Arrest:    | 59              | 42              | 634         | 558         | 14              |
| Female Arrest:  | 20              | 12              | 226         | 225         | 0               |

| <b>December</b> | 2012<br>Monthly | 2011<br>Monthly | 2012<br>YTD | 2011<br>YTD | +,-)<br>% Diff. |
|-----------------|-----------------|-----------------|-------------|-------------|-----------------|
| Bookings:       | 56              | 72              | 916         | 855         | 7               |
| Arrest:         | 46              | 62              | 762         | 694         | 10              |
| Summons:        | 10              | 10              | 154         | 161         | (4)             |
| Adult:          | 49              | 64              | 842         | 766         | 10              |
| Juvenile:       | 7               | 8               | 74          | 89          | (17)            |
| Male Arrest:    | 45              | 49              | 679         | 607         | 12              |
| Female Arrest:  | 11              | 23              | 237         | 248         | (4)             |



Data Source Last Updated On:  
June 08, 2017 11:18 am

# Dover Police Departmental Report

## 2012 CAD CFS Summaries

E

Crystal 2013

| <b>January</b>                   | 2012    | 2011    | 2012 | 2011 | YTD +,(-)    |
|----------------------------------|---------|---------|------|------|--------------|
|                                  | Monthly | Monthly | YTD  | YTD  | % Difference |
| <b>Incidents:</b>                | 2858    | 2278    | 2858 | 2278 | 25           |
| Police:                          | 2390    | 1829    | 2390 | 1829 | 31           |
| Fire:                            | 478     | 468     | 478  | 468  | 2            |
| Police Only:                     | 2321    | 1766    | 2321 | 1766 | 31           |
| Fire Only:                       | 409     | 405     | 409  | 405  | 1            |
| Police/Fire Combined             | 69      | 63      | 69   | 63   | 10           |
| Other                            | 59      | 44      | 59   | 44   | 34           |
| <b>Dispositions - Police</b>     |         |         |      |      |              |
| Serviced (Report Due):           | 559     | 503     | 559  | 503  | 11           |
| Serviced/Notes:                  | 1689    | 1210    | 1689 | 1210 | 40           |
| Serviced/NI:                     | 67      | 47      | 67   | 47   | 43           |
| Cancelled By Complainant         | 57      | 33      | 57   | 33   | 73           |
| Cancelled By Police:             | 6       | 1       | 6    | 1    | 500          |
| Gone On Arrival:                 | 3       | 0       | 3    | 0    | 300          |
| Other Jurisdiction:              | 11      | 6       | 11   | 6    | 83           |
| Duplicate:                       | 7       | 7       | 7    | 7    | 0            |
| <b>Dispositions - Fire</b>       |         |         |      |      |              |
| Serviced:                        | 236     | 249     | 236  | 249  | (5)          |
| Transported:                     | 191     | 168     | 191  | 168  | 14           |
| No Transport:                    | 35      | 40      | 35   | 40   | (13)         |
| Cancelled By Fire:               | 5       | 5       | 5    | 5    | 0            |
| Other Jurisdiction:              | 5       | 2       | 5    | 2    | 150          |
| Unfounded:                       | 4       | 0       | 4    | 5    | (20)         |
| Duplicate:                       | 2       | 1       | 2    | 1    | 100          |
| <b>How Received</b>              |         |         |      |      |              |
| 4646:                            | 1083    | 1042    | 1083 | 1042 | 4            |
| 911:                             | 373     | 411     | 373  | 411  | (9)          |
| Alarm:                           | 24      | 30      | 24   | 30   | (20)         |
| FAX:                             | 28      | 22      | 28   | 22   | 27           |
| In-Person:                       | 134     | 101     | 134  | 101  | 33           |
| Letter:                          | 2       | 5       | 2    | 5    | (60)         |
| Mobile:                          | 9       | 5       | 9    | 5    | 80           |
| Radio:                           | 1199    | 661     | 1199 | 661  | 81           |
| Unknown/Not Entered:             | 4       | 0       | 4    | 0    | 400          |
| <b>Alarms</b>                    |         |         |      |      |              |
| Police:                          | 84      | 100     | 84   | 100  | (16)         |
| Fire:                            | 44      | 47      | 44   | 47   | (6)          |
| Medical Alert:                   | 14      | 12      | 14   | 12   | 17           |
| <b>Select CAD IncidentTypes:</b> |         |         |      |      |              |
| Animal:                          | 49      | 79      | 49   | 79   | (38)         |
| Disturbances:                    | 190     | 176     | 190  | 176  | 8            |



Data Source Last Updated On:  
June 08, 2017 11:18 am

# Dover Police Departmental Report

## 2012 CAD CFS Summaries

E

Crystal 2013

| <b>February</b>                  | <b>2012</b>    | <b>2011</b>    | <b>2012</b> | <b>2011</b> | <b>YTD +,(-)</b>    |
|----------------------------------|----------------|----------------|-------------|-------------|---------------------|
|                                  | <b>Monthly</b> | <b>Monthly</b> | <b>YTD</b>  | <b>YTD</b>  | <b>% Difference</b> |
| <b>Incidents:</b>                | 2832           | 2212           | 5690        | 4490        | 27                  |
| Police:                          | 2444           | 1771           | 4834        | 3600        | 34                  |
| Fire:                            | 408            | 451            | 886         | 919         | (4)                 |
| Police Only:                     | 2390           | 1718           | 4711        | 3484        | 35                  |
| Fire Only:                       | 354            | 398            | 763         | 803         | (5)                 |
| Police/Fire Combined             | 54             | 53             | 123         | 116         | 6                   |
| Other                            | 34             | 43             | 93          | 87          | 7                   |
| <b>Dispositions - Police</b>     |                |                |             |             |                     |
| Serviced (Report Due):           | 504            | 505            | 1063        | 1008        | 5                   |
| Serviced/Notes:                  | 1820           | 1147           | 3509        | 2357        | 49                  |
| Serviced/NI:                     | 86             | 33             | 153         | 80          | 91                  |
| Cancelled By Complainant         | 32             | 36             | 89          | 69          | 29                  |
| Cancelled By Police:             | 4              | 4              | 10          | 5           | 100                 |
| Gone On Arrival:                 | 0              | 1              | 3           | 1           | 200                 |
| Other Jurisdiction:              | 3              | 9              | 14          | 15          | (7)                 |
| Duplicate:                       | 6              | 5              | 13          | 12          | 8                   |
| <b>Dispositions - Fire</b>       |                |                |             |             |                     |
| Serviced:                        | 174            | 230            | 410         | 479         | (14)                |
| Transported:                     | 180            | 177            | 371         | 345         | 8                   |
| No Transport:                    | 33             | 44             | 68          | 84          | (19)                |
| Cancelled By Fire:               | 6              | 6              | 11          | 11          | 0                   |
| Other Jurisdiction:              | 1              | 1              | 6           | 3           | 100                 |
| Unfounded:                       | 1              | 0              | 5           | 11          | (55)                |
| Duplicate:                       | 1              | 2              | 3           | 3           | 0                   |
| <b>How Received</b>              |                |                |             |             |                     |
| 4646:                            | 894            | 955            | 1977        | 1997        | (1)                 |
| 911:                             | 377            | 413            | 750         | 824         | (9)                 |
| Alarm:                           | 23             | 40             | 47          | 70          | (33)                |
| FAX:                             | 43             | 30             | 71          | 52          | 37                  |
| In-Person:                       | 145            | 118            | 279         | 219         | 27                  |
| Letter:                          | 3              | 4              | 5           | 9           | (44)                |
| Mobile:                          | 4              | 0              | 13          | 5           | 160                 |
| Radio:                           | 1337           | 652            | 2536        | 1313        | 93                  |
| Unknown/Not Entered:             | 3              | 0              | 7           | 0           | 700                 |
| <b>Alarms</b>                    |                |                |             |             |                     |
| Police:                          | 63             | 99             | 147         | 199         | (26)                |
| Fire:                            | 35             | 50             | 79          | 97          | (19)                |
| Medical Alert:                   | 15             | 14             | 29          | 26          | 12                  |
| <b>Select CAD IncidentTypes:</b> |                |                |             |             |                     |
| Animal:                          | 60             | 83             | 109         | 162         | (33)                |
| Disturbances:                    | 207            | 193            | 397         | 369         | 8                   |



Data Source Last Updated On:  
June 08, 2017 11:18 am

# Dover Police Departmental Report

## 2012 CAD CFS Summaries

E

Crystal 2013

| <b>March</b>                     | <b>2012</b>    | <b>2011</b>    | <b>2012</b> | <b>2011</b> | <b>YTD +,(-)</b>    |
|----------------------------------|----------------|----------------|-------------|-------------|---------------------|
|                                  | <b>Monthly</b> | <b>Monthly</b> | <b>YTD</b>  | <b>YTD</b>  | <b>% Difference</b> |
| <b>Incidents:</b>                | 3065           | 2458           | 8755        | 6948        | 26                  |
| Police:                          | 2668           | 2008           | 7502        | 5608        | 34                  |
| Fire:                            | 431            | 475            | 1317        | 1394        | (6)                 |
| Police Only:                     | 2588           | 1950           | 7299        | 5434        | 34                  |
| Fire Only:                       | 351            | 417            | 1114        | 1220        | (9)                 |
| Police/Fire Combined             | 80             | 58             | 203         | 174         | 17                  |
| Other                            | 46             | 33             | 139         | 120         | 16                  |
| <b>Dispositions - Police</b>     |                |                |             |             |                     |
| Serviced (Report Due):           | 590            | 542            | 1653        | 1550        | 7                   |
| Serviced/Notes:                  | 1892           | 1341           | 5401        | 3698        | 46                  |
| Serviced/NI:                     | 113            | 55             | 266         | 135         | 97                  |
| Cancelled By Complainant         | 50             | 29             | 139         | 98          | 42                  |
| Cancelled By Police:             | 4              | 2              | 14          | 7           | 100                 |
| Gone On Arrival:                 | 0              | 1              | 3           | 2           | 50                  |
| Other Jurisdiction:              | 0              | 6              | 14          | 21          | (33)                |
| Duplicate:                       | 7              | 8              | 20          | 20          | 0                   |
| <b>Dispositions - Fire</b>       |                |                |             |             |                     |
| Serviced:                        | 207            | 282            | 617         | 761         | (19)                |
| Transported:                     | 158            | 152            | 529         | 497         | 6                   |
| No Transport:                    | 50             | 35             | 118         | 119         | (1)                 |
| Cancelled By Fire:               | 6              | 2              | 17          | 13          | 31                  |
| Other Jurisdiction:              | 6              | 3              | 12          | 6           | 100                 |
| Unfounded:                       | 10             | 0              | 15          | 16          | (6)                 |
| Duplicate:                       | 0              | 1              | 3           | 4           | (25)                |
| <b>How Received</b>              |                |                |             |             |                     |
| 4646:                            | 1195           | 1001           | 3172        | 2998        | 6                   |
| 911:                             | 379            | 402            | 1129        | 1226        | (8)                 |
| Alarm:                           | 16             | 32             | 63          | 102         | (38)                |
| FAX:                             | 34             | 22             | 105         | 74          | 42                  |
| In-Person:                       | 169            | 150            | 448         | 369         | 21                  |
| Letter:                          | 6              | 6              | 11          | 15          | (27)                |
| Mobile:                          | 3              | 4              | 16          | 9           | 78                  |
| Radio:                           | 1257           | 840            | 3793        | 2153        | 76                  |
| Unknown/Not Entered:             | 2              | 1              | 9           | 1           | 800                 |
| <b>Alarms</b>                    |                |                |             |             |                     |
| Police:                          | 88             | 77             | 235         | 276         | (15)                |
| Fire:                            | 37             | 38             | 116         | 135         | (14)                |
| Medical Alert:                   | 19             | 19             | 48          | 45          | 7                   |
| <b>Select CAD IncidentTypes:</b> |                |                |             |             |                     |
| Animal:                          | 80             | 95             | 189         | 257         | (26)                |
| Disturbances:                    | 263            | 198            | 660         | 567         | 16                  |



Data Source Last Updated On:  
June 08, 2017 11:18 am

# Dover Police Departmental Report

## 2012 CAD CFS Summaries

E

Crystal 2013

| <b>April</b>                     | 2012    | 2011    | 2012  | 2011 | YTD +,(-)    |
|----------------------------------|---------|---------|-------|------|--------------|
|                                  | Monthly | Monthly | YTD   | YTD  | % Difference |
| <b>Incidents:</b>                | 2934    | 2374    | 11689 | 9322 | 25           |
| Police:                          | 2511    | 1969    | 10013 | 7577 | 32           |
| Fire:                            | 450     | 438     | 1767  | 1832 | (4)          |
| Police Only:                     | 2433    | 1908    | 9732  | 7342 | 33           |
| Fire Only:                       | 372     | 377     | 1486  | 1597 | (7)          |
| Police/Fire Combined             | 78      | 61      | 281   | 235  | 20           |
| Other                            | 51      | 28      | 190   | 148  | 28           |
| <b>Dispositions - Police</b>     |         |         |       |      |              |
| Serviced (Report Due):           | 617     | 531     | 2270  | 2081 | 9            |
| Serviced/Notes:                  | 1785    | 1269    | 7186  | 4967 | 45           |
| Serviced/NI:                     | 41      | 85      | 307   | 220  | 40           |
| Cancelled By Complainant         | 61      | 42      | 200   | 140  | 43           |
| Cancelled By Police:             | 5       | 1       | 19    | 8    | 138          |
| Gone On Arrival:                 | 0       | 0       | 3     | 2    | 50           |
| Other Jurisdiction:              | 1       | 5       | 15    | 26   | (42)         |
| Duplicate:                       | 7       | 6       | 27    | 26   | 4            |
| <b>Dispositions - Fire</b>       |         |         |       |      |              |
| Serviced:                        | 222     | 224     | 839   | 985  | (15)         |
| Transported:                     | 172     | 158     | 701   | 655  | 7            |
| No Transport:                    | 40      | 40      | 158   | 159  | (1)          |
| Cancelled By Fire:               | 8       | 8       | 25    | 21   | 19           |
| Other Jurisdiction:              | 7       | 0       | 19    | 6    | 217          |
| Unfounded:                       | 9       | 0       | 24    | 19   | 26           |
| Duplicate:                       | 1       | 4       | 4     | 8    | (50)         |
| <b>How Received</b>              |         |         |       |      |              |
| 4646:                            | 1175    | 1029    | 4347  | 4027 | 8            |
| 911:                             | 392     | 398     | 1521  | 1624 | (6)          |
| Alarm:                           | 14      | 22      | 77    | 124  | (38)         |
| FAX:                             | 48      | 35      | 153   | 109  | 40           |
| In-Person:                       | 136     | 149     | 584   | 518  | 13           |
| Letter:                          | 5       | 2       | 16    | 17   | (6)          |
| Mobile:                          | 2       | 0       | 18    | 9    | 100          |
| Radio:                           | 1160    | 738     | 4953  | 2891 | 71           |
| Unknown/Not Entered:             | 1       | 1       | 10    | 2    | 400          |
| <b>Alarms</b>                    |         |         |       |      |              |
| Police:                          | 88      | 71      | 323   | 347  | (7)          |
| Fire:                            | 45      | 40      | 161   | 175  | (8)          |
| Medical Alert:                   | 16      | 11      | 64    | 56   | 14           |
| <b>Select CAD IncidentTypes:</b> |         |         |       |      |              |
| Animal:                          | 94      | 69      | 283   | 326  | (13)         |
| Disturbances:                    | 290     | 249     | 950   | 816  | 16           |



Data Source Last Updated On:  
June 08, 2017 11:18 am

# Dover Police Departmental Report

## 2012 CAD CFS Summaries

E

Crystal 2013

| May                              | 2012    | 2011    | 2012  | 2011  | YTD +,(-)    |
|----------------------------------|---------|---------|-------|-------|--------------|
|                                  | Monthly | Monthly | YTD   | YTD   | % Difference |
| <b>Incidents:</b>                | 3172    | 2954    | 14861 | 12276 | 21           |
| Police:                          | 2755    | 2527    | 12768 | 10104 | 26           |
| Fire:                            | 431     | 442     | 2198  | 2274  | (3)          |
| Police Only:                     | 2689    | 2469    | 12421 | 9811  | 27           |
| Fire Only:                       | 365     | 384     | 1851  | 1981  | (7)          |
| Police/Fire Combined             | 66      | 58      | 347   | 293   | 18           |
| Other                            | 52      | 43      | 242   | 191   | 27           |
| <b>Dispositions - Police</b>     |         |         |       |       |              |
| Serviced (Report Due):           | 593     | 650     | 2863  | 2731  | 5            |
| Serviced/Notes:                  | 2008    | 1712    | 9194  | 6679  | 38           |
| Serviced/NI:                     | 81      | 90      | 388   | 310   | 25           |
| Cancelled By Complainant         | 66      | 43      | 266   | 183   | 45           |
| Cancelled By Police:             | 3       | 4       | 22    | 12    | 83           |
| Gone On Arrival:                 | 0       | 0       | 3     | 2     | 50           |
| Other Jurisdiction:              | 3       | 1       | 18    | 27    | (33)         |
| Duplicate:                       | 5       | 12      | 32    | 38    | (16)         |
| <b>Dispositions - Fire</b>       |         |         |       |       |              |
| Serviced:                        | 200     | 233     | 1039  | 1218  | (15)         |
| Transported:                     | 184     | 161     | 885   | 816   | 8            |
| No Transport:                    | 25      | 41      | 183   | 200   | (9)          |
| Cancelled By Fire:               | 13      | 1       | 38    | 22    | 73           |
| Other Jurisdiction:              | 8       | 6       | 27    | 12    | 125          |
| Unfounded:                       | 3       | 0       | 27    | 23    | 17           |
| Duplicate:                       | 3       | 0       | 7     | 8     | (13)         |
| <b>How Received</b>              |         |         |       |       |              |
| 4646:                            | 1195    | 1210    | 5542  | 5237  | 6            |
| 911:                             | 398     | 414     | 1919  | 2038  | (6)          |
| Alarm:                           | 30      | 18      | 107   | 142   | (25)         |
| FAX:                             | 40      | 31      | 193   | 140   | 38           |
| In-Person:                       | 181     | 163     | 765   | 681   | 12           |
| Letter:                          | 4       | 3       | 20    | 20    | 0            |
| Mobile:                          | 2       | 1       | 20    | 10    | 100          |
| Radio:                           | 1318    | 1107    | 6271  | 3998  | 57           |
| Unknown/Not Entered:             | 2       | 7       | 12    | 9     | 33           |
| <b>Alarms</b>                    |         |         |       |       |              |
| Police:                          | 96      | 81      | 419   | 428   | (2)          |
| Fire:                            | 37      | 39      | 198   | 214   | (7)          |
| Medical Alert:                   | 19      | 19      | 83    | 75    | 11           |
| <b>Select CAD IncidentTypes:</b> |         |         |       |       |              |
| Animal:                          | 66      | 92      | 349   | 418   | (17)         |
| Disturbances:                    | 307     | 310     | 1257  | 1126  | 12           |



Data Source Last Updated On:  
June 08, 2017 11:18 am

# Dover Police Departmental Report

## 2012 CAD CFS Summaries

E

Crystal 2013

| June                             | 2012    | 2011    | 2012  | 2011  | YTD +,(-)    |
|----------------------------------|---------|---------|-------|-------|--------------|
|                                  | Monthly | Monthly | YTD   | YTD   | % Difference |
| <b>Incidents:</b>                | 3370    | 3224    | 18231 | 15500 | 18           |
| Police:                          | 2960    | 2770    | 15728 | 12874 | 22           |
| Fire:                            | 439     | 450     | 2637  | 2724  | (3)          |
| Police Only:                     | 2890    | 2711    | 15311 | 12522 | 22           |
| Fire Only:                       | 369     | 391     | 2220  | 2372  | (6)          |
| Police/Fire Combined             | 70      | 59      | 417   | 352   | 18           |
| Other                            | 41      | 63      | 283   | 254   | 11           |
| <b>Dispositions - Police</b>     |         |         |       |       |              |
| Serviced (Report Due):           | 592     | 645     | 3455  | 3376  | 2            |
| Serviced/Notes:                  | 2210    | 1937    | 11404 | 8616  | 32           |
| Serviced/NI:                     | 83      | 106     | 471   | 416   | 13           |
| Cancelled By Complainant         | 57      | 36      | 323   | 219   | 47           |
| Cancelled By Police:             | 1       | 7       | 23    | 19    | 21           |
| Gone On Arrival:                 | 4       | 2       | 7     | 4     | 75           |
| Other Jurisdiction:              | 4       | 4       | 22    | 31    | (29)         |
| Duplicate:                       | 6       | 8       | 38    | 46    | (17)         |
| <b>Dispositions - Fire</b>       |         |         |       |       |              |
| Serviced:                        | 220     | 224     | 1259  | 1442  | (13)         |
| Transported:                     | 151     | 162     | 1036  | 978   | 6            |
| No Transport:                    | 42      | 46      | 225   | 246   | (9)          |
| Cancelled By Fire:               | 12      | 7       | 50    | 29    | 72           |
| Other Jurisdiction:              | 7       | 8       | 34    | 20    | 70           |
| Unfounded:                       | 6       | 0       | 33    | 25    | 32           |
| Duplicate:                       | 1       | 2       | 8     | 10    | (20)         |
| <b>How Received</b>              |         |         |       |       |              |
| 4646:                            | 1278    | 1232    | 6820  | 6469  | 5            |
| 911:                             | 362     | 407     | 2281  | 2445  | (7)          |
| Alarm:                           | 21      | 18      | 128   | 160   | (20)         |
| FAX:                             | 21      | 27      | 214   | 167   | 28           |
| In-Person:                       | 172     | 180     | 937   | 861   | 9            |
| Letter:                          | 6       | 1       | 26    | 21    | 24           |
| Mobile:                          | 2       | 8       | 22    | 18    | 22           |
| Radio:                           | 1505    | 1349    | 7776  | 5347  | 45           |
| Unknown/Not Entered:             | 0       | 0       | 12    | 9     | 33           |
| <b>Alarms</b>                    |         |         |       |       |              |
| Police:                          | 112     | 55      | 531   | 483   | 10           |
| Fire:                            | 40      | 42      | 238   | 256   | (7)          |
| Medical Alert:                   | 21      | 16      | 104   | 91    | 14           |
| <b>Select CAD IncidentTypes:</b> |         |         |       |       |              |
| Animal:                          | 114     | 134     | 463   | 552   | (16)         |
| Disturbances:                    | 286     | 284     | 1543  | 1410  | 9            |





Data Source Last Updated On:  
June 08, 2017 11:18 am

# Dover Police Departmental Report

## 2012 CAD CFS Summaries

E

Crystal 2013

| July                             | 2012    | 2011    | 2012  | 2011  | YTD +,(-)    |
|----------------------------------|---------|---------|-------|-------|--------------|
|                                  | Monthly | Monthly | YTD   | YTD   | % Difference |
| <b>Incidents:</b>                | 3669    | 3428    | 21900 | 18928 | 16           |
| Police:                          | 3232    | 3017    | 18960 | 15891 | 19           |
| Fire:                            | 468     | 416     | 3105  | 3140  | (1)          |
| Police Only:                     | 3153    | 2958    | 18464 | 15480 | 19           |
| Fire Only:                       | 389     | 357     | 2609  | 2729  | (4)          |
| Police/Fire Combined             | 79      | 59      | 496   | 411   | 21           |
| Other                            | 48      | 54      | 331   | 308   | 7            |
| <b>Dispositions - Police</b>     |         |         |       |       |              |
| Serviced (Report Due):           | 672     | 624     | 4127  | 4000  | 3            |
| Serviced/Notes:                  | 2334    | 2157    | 13738 | 10773 | 28           |
| Serviced/NI:                     | 148     | 147     | 619   | 563   | 10           |
| Cancelled By Complainant         | 57      | 34      | 380   | 253   | 50           |
| Cancelled By Police:             | 1       | 4       | 24    | 23    | 4            |
| Gone On Arrival:                 | 0       | 3       | 7     | 7     | 0            |
| Other Jurisdiction:              | 6       | 3       | 28    | 34    | (18)         |
| Duplicate:                       | 14      | 8       | 52    | 54    | (4)          |
| <b>Dispositions - Fire</b>       |         |         |       |       |              |
| Serviced:                        | 248     | 194     | 1507  | 1636  | (8)          |
| Transported:                     | 163     | 149     | 1199  | 1127  | 6            |
| No Transport:                    | 35      | 54      | 260   | 300   | (13)         |
| Cancelled By Fire:               | 13      | 11      | 63    | 40    | 58           |
| Other Jurisdiction:              | 3       | 4       | 37    | 24    | 54           |
| Unfounded:                       | 2       | 0       | 35    | 28    | 25           |
| Duplicate:                       | 0       | 1       | 8     | 11    | (27)         |
| <b>How Received</b>              |         |         |       |       |              |
| 4646:                            | 1330    | 1181    | 8150  | 7650  | 7            |
| 911:                             | 433     | 395     | 2714  | 2840  | (4)          |
| Alarm:                           | 22      | 19      | 150   | 179   | (16)         |
| FAX:                             | 57      | 27      | 271   | 194   | 40           |
| In-Person:                       | 194     | 166     | 1131  | 1027  | 10           |
| Letter:                          | 4       | 9       | 30    | 30    | 0            |
| Mobile:                          | 4       | 5       | 26    | 23    | 13           |
| Radio:                           | 1624    | 1623    | 9400  | 6970  | 35           |
| Unknown/Not Entered:             | 1       | 1       | 13    | 10    | 30           |
| <b>Alarms</b>                    |         |         |       |       |              |
| Police:                          | 110     | 90      | 641   | 573   | 12           |
| Fire:                            | 46      | 36      | 284   | 292   | (3)          |
| Medical Alert:                   | 16      | 15      | 120   | 106   | 13           |
| <b>Select CAD IncidentTypes:</b> |         |         |       |       |              |
| Animal:                          | 115     | 114     | 578   | 666   | (13)         |
| Disturbances:                    | 381     | 324     | 1924  | 1734  | 11           |



Data Source Last Updated On:  
June 08, 2017 11:18 am

# Dover Police Departmental Report

## 2012 CAD CFS Summaries

E

Crystal 2013

| August                           | 2012    | 2011    | 2012  | 2011  | YTD +,(-)    |
|----------------------------------|---------|---------|-------|-------|--------------|
|                                  | Monthly | Monthly | YTD   | YTD   | % Difference |
| <b>Incidents:</b>                | 3100    | 3392    | 25000 | 22320 | 12           |
| Police:                          | 2716    | 2851    | 21676 | 18742 | 16           |
| Fire:                            | 426     | 556     | 3531  | 3696  | (4)          |
| Police Only:                     | 2622    | 2786    | 21086 | 18266 | 15           |
| Fire Only:                       | 332     | 491     | 2941  | 3220  | (9)          |
| Police/Fire Combined             | 94      | 65      | 590   | 476   | 24           |
| Other                            | 52      | 50      | 383   | 358   | 7            |
| <b>Dispositions - Police</b>     |         |         |       |       |              |
| Serviced (Report Due):           | 649     | 663     | 4776  | 4663  | 2            |
| Serviced/Notes:                  | 1866    | 1980    | 15604 | 12753 | 22           |
| Serviced/NI:                     | 126     | 103     | 745   | 666   | 12           |
| Cancelled By Complainant         | 63      | 36      | 443   | 289   | 53           |
| Cancelled By Police:             | 7       | 6       | 31    | 29    | 7            |
| Gone On Arrival:                 | 5       | 1       | 12    | 8     | 50           |
| Other Jurisdiction:              | 8       | 3       | 36    | 37    | (3)          |
| Duplicate:                       | 9       | 13      | 61    | 67    | (9)          |
| <b>Dispositions - Fire</b>       |         |         |       |       |              |
| Serviced:                        | 221     | 319     | 1728  | 1955  | (12)         |
| Transported:                     | 150     | 160     | 1349  | 1287  | 5            |
| No Transport:                    | 41      | 50      | 301   | 350   | (14)         |
| Cancelled By Fire:               | 8       | 6       | 71    | 46    | 54           |
| Other Jurisdiction:              | 1       | 10      | 38    | 34    | 12           |
| Unfounded:                       | 3       | 0       | 38    | 31    | 23           |
| Duplicate:                       | 3       | 4       | 11    | 15    | (27)         |
| <b>How Received</b>              |         |         |       |       |              |
| 4646:                            | 1198    | 1305    | 9348  | 8955  | 4            |
| 911:                             | 377     | 461     | 3091  | 3301  | (6)          |
| Alarm:                           | 18      | 36      | 168   | 215   | (22)         |
| FAX:                             | 38      | 31      | 309   | 225   | 37           |
| In-Person:                       | 198     | 190     | 1329  | 1217  | 9            |
| Letter:                          | 4       | 3       | 34    | 33    | 3            |
| Mobile:                          | 9       | 5       | 35    | 28    | 25           |
| Radio:                           | 1250    | 1354    | 10650 | 8324  | 28           |
| Unknown/Not Entered:             | 1       | 4       | 14    | 14    | 0            |
| <b>Alarms</b>                    |         |         |       |       |              |
| Police:                          | 86      | 99      | 727   | 672   | 8            |
| Fire:                            | 44      | 65      | 328   | 357   | (8)          |
| Medical Alert:                   | 14      | 20      | 134   | 126   | 6            |
| <b>Select CAD IncidentTypes:</b> |         |         |       |       |              |
| Animal:                          | 109     | 91      | 687   | 757   | (9)          |
| Disturbances:                    | 279     | 319     | 2203  | 2053  | 7            |



Data Source Last Updated On:  
June 08, 2017 11:18 am

# Dover Police Departmental Report

## 2012 CAD CFS Summaries

E

Crystal 2013

| <b>September</b>                 | 2012    | 2011    | 2012  | 2011  | YTD +,(-)    |
|----------------------------------|---------|---------|-------|-------|--------------|
|                                  | Monthly | Monthly | YTD   | YTD   | % Difference |
| <b>Incidents:</b>                | 3022    | 3046    | 28022 | 25366 | 10           |
| Police:                          | 2600    | 2657    | 24276 | 21399 | 13           |
| Fire:                            | 444     | 403     | 3975  | 4099  | (3)          |
| Police Only:                     | 2523    | 2606    | 23609 | 20872 | 13           |
| Fire Only:                       | 367     | 352     | 3308  | 3572  | (7)          |
| Police/Fire Combined             | 77      | 51      | 667   | 527   | 27           |
| Other                            | 55      | 37      | 438   | 395   | 11           |
| <b>Dispositions - Police</b>     |         |         |       |       |              |
| Serviced (Report Due):           | 612     | 605     | 5388  | 5268  | 2            |
| Serviced/Notes:                  | 1818    | 1835    | 17422 | 14588 | 19           |
| Serviced/NI:                     | 102     | 136     | 847   | 802   | 6            |
| Cancelled By Complainant         | 62      | 34      | 505   | 323   | 56           |
| Cancelled By Police:             | 7       | 0       | 38    | 29    | 31           |
| Gone On Arrival:                 | 5       | 2       | 17    | 10    | 70           |
| Other Jurisdiction:              | 10      | 3       | 46    | 40    | 15           |
| Duplicate:                       | 9       | 7       | 70    | 74    | (5)          |
| <b>Dispositions - Fire</b>       |         |         |       |       |              |
| Serviced:                        | 240     | 190     | 1968  | 2145  | (8)          |
| Transported:                     | 143     | 163     | 1492  | 1450  | 3            |
| No Transport:                    | 41      | 39      | 342   | 389   | (12)         |
| Cancelled By Fire:               | 12      | 9       | 83    | 55    | 51           |
| Other Jurisdiction:              | 1       | 1       | 39    | 35    | 11           |
| Unfounded:                       | 6       | 0       | 44    | 33    | 33           |
| Duplicate:                       | 2       | 2       | 13    | 17    | (24)         |
| <b>How Received</b>              |         |         |       |       |              |
| 4646:                            | 1161    | 1172    | 10509 | 10127 | 4            |
| 911:                             | 378     | 410     | 3469  | 3711  | (7)          |
| Alarm:                           | 18      | 22      | 186   | 237   | (22)         |
| FAX:                             | 51      | 26      | 360   | 251   | 43           |
| In-Person:                       | 155     | 175     | 1484  | 1392  | 7            |
| Letter:                          | 4       | 2       | 38    | 35    | 9            |
| Mobile:                          | 6       | 2       | 41    | 30    | 37           |
| Radio:                           | 1233    | 1232    | 11883 | 9556  | 24           |
| Unknown/Not Entered:             | 12      | 3       | 26    | 17    | 53           |
| <b>Alarms</b>                    |         |         |       |       |              |
| Police:                          | 95      | 76      | 822   | 748   | 10           |
| Fire:                            | 28      | 32      | 356   | 389   | (8)          |
| Medical Alert:                   | 21      | 18      | 155   | 144   | 8            |
| <b>Select CAD IncidentTypes:</b> |         |         |       |       |              |
| Animal:                          | 69      | 97      | 756   | 854   | (11)         |
| Disturbances:                    | 334     | 329     | 2537  | 2382  | 7            |



Data Source Last Updated On:  
June 08, 2017 11:18 am

# Dover Police Departmental Report

## 2012 CAD CFS Summaries

E

Crystal 2013

| <b>October</b>                   | 2012    | 2011    | 2012  | 2011  | YTD +,(-)    |
|----------------------------------|---------|---------|-------|-------|--------------|
|                                  | Monthly | Monthly | YTD   | YTD   | % Difference |
| <b>Incidents:</b>                | 3253    | 3003    | 31275 | 28369 | 10           |
| Police:                          | 2784    | 2448    | 27060 | 23847 | 13           |
| Fire:                            | 478     | 572     | 4453  | 4671  | (5)          |
| Police Only:                     | 2699    | 2373    | 26308 | 23245 | 13           |
| Fire Only:                       | 393     | 497     | 3701  | 4069  | (9)          |
| Police/Fire Combined             | 85      | 75      | 752   | 602   | 25           |
| Other                            | 76      | 58      | 514   | 453   | 13           |
| <b>Dispositions - Police</b>     |         |         |       |       |              |
| Serviced (Report Due):           | 612     | 541     | 6000  | 5809  | 3            |
| Serviced/Notes:                  | 2001    | 1739    | 19423 | 16327 | 19           |
| Serviced/NI:                     | 78      | 75      | 925   | 877   | 5            |
| Cancelled By Complainant         | 64      | 42      | 569   | 365   | 56           |
| Cancelled By Police:             | 6       | 2       | 44    | 31    | 42           |
| Gone On Arrival:                 | 1       | 2       | 18    | 12    | 50           |
| Other Jurisdiction:              | 3       | 10      | 49    | 50    | (2)          |
| Duplicate:                       | 10      | 11      | 80    | 85    | (6)          |
| <b>Dispositions - Fire</b>       |         |         |       |       |              |
| Serviced:                        | 264     | 327     | 2232  | 2472  | (10)         |
| Transported:                     | 149     | 177     | 1641  | 1627  | 1            |
| No Transport:                    | 44      | 47      | 386   | 436   | (11)         |
| Cancelled By Fire:               | 15      | 9       | 98    | 64    | 53           |
| Other Jurisdiction:              | 6       | 4       | 45    | 39    | 15           |
| Unfounded:                       | 6       | 0       | 50    | 37    | 35           |
| Duplicate:                       | 5       | 1       | 18    | 18    | 0            |
| <b>How Received</b>              |         |         |       |       |              |
| 4646:                            | 1302    | 1265    | 11811 | 11392 | 4            |
| 911:                             | 413     | 445     | 3882  | 4156  | (7)          |
| Alarm:                           | 23      | 29      | 209   | 266   | (21)         |
| FAX:                             | 44      | 30      | 404   | 281   | 44           |
| In-Person:                       | 177     | 160     | 1661  | 1552  | 7            |
| Letter:                          | 10      | 0       | 48    | 35    | 37           |
| Mobile:                          | 11      | 1       | 52    | 31    | 68           |
| Radio:                           | 1265    | 1070    | 13148 | 10626 | 24           |
| Unknown/Not Entered:             | 3       | 1       | 29    | 18    | 61           |
| <b>Alarms</b>                    |         |         |       |       |              |
| Police:                          | 103     | 83      | 925   | 831   | 11           |
| Fire:                            | 44      | 60      | 400   | 449   | (11)         |
| Medical Alert:                   | 13      | 29      | 168   | 173   | (3)          |
| <b>Select CAD IncidentTypes:</b> |         |         |       |       |              |
| Animal:                          | 65      | 95      | 821   | 949   | (13)         |
| Disturbances:                    | 319     | 269     | 2856  | 2651  | 8            |



Data Source Last Updated On:  
June 08, 2017 11:18 am

# Dover Police Departmental Report

## 2012 CAD CFS Summaries

E

Crystal 2013

| <b>November</b>                  | 2012    | 2011    | 2012  | 2011  | YTD +,(-)    |
|----------------------------------|---------|---------|-------|-------|--------------|
|                                  | Monthly | Monthly | YTD   | YTD   | % Difference |
| <b>Incidents:</b>                | 3124    | 2629    | 34399 | 30998 | 11           |
| Police:                          | 2721    | 2241    | 29781 | 26088 | 14           |
| Fire:                            | 406     | 406     | 4859  | 5077  | (4)          |
| Police Only:                     | 2657    | 2181    | 28965 | 25426 | 14           |
| Fire Only:                       | 342     | 346     | 4043  | 4415  | (8)          |
| Police/Fire Combined             | 64      | 60      | 816   | 662   | 23           |
| Other                            | 61      | 42      | 575   | 495   | 16           |
| <b>Dispositions - Police</b>     |         |         |       |       |              |
| Serviced (Report Due):           | 521     | 506     | 6521  | 6315  | 3            |
| Serviced/Notes:                  | 2113    | 1611    | 21536 | 17938 | 20           |
| Serviced/NI:                     | 44      | 70      | 969   | 947   | 2            |
| Cancelled By Complainant         | 46      | 29      | 615   | 394   | 56           |
| Cancelled By Police:             | 4       | 3       | 48    | 34    | 41           |
| Gone On Arrival:                 | 1       | 1       | 19    | 13    | 46           |
| Other Jurisdiction:              | 4       | 2       | 53    | 52    | 2            |
| Duplicate:                       | 9       | 5       | 89    | 90    | (1)          |
| <b>Dispositions - Fire</b>       |         |         |       |       |              |
| Serviced:                        | 216     | 230     | 2448  | 2702  | (9)          |
| Transported:                     | 136     | 128     | 1777  | 1755  | 1            |
| No Transport:                    | 44      | 40      | 430   | 476   | (10)         |
| Cancelled By Fire:               | 5       | 6       | 103   | 70    | 47           |
| Other Jurisdiction:              | 2       | 4       | 47    | 43    | 9            |
| Unfounded:                       | 3       | 0       | 53    | 40    | 33           |
| Duplicate:                       | 1       | 1       | 19    | 19    | 0            |
| <b>How Received</b>              |         |         |       |       |              |
| 4646:                            | 985     | 994     | 12796 | 12386 | 3            |
| 911:                             | 387     | 366     | 4269  | 4522  | (6)          |
| Alarm:                           | 17      | 22      | 226   | 288   | (22)         |
| FAX:                             | 36      | 22      | 440   | 303   | 45           |
| In-Person:                       | 148     | 149     | 1809  | 1701  | 6            |
| Letter:                          | 6       | 1       | 54    | 36    | 50           |
| Mobile:                          | 1       | 2       | 53    | 33    | 61           |
| Radio:                           | 1474    | 1070    | 14622 | 11696 | 25           |
| Unknown/Not Entered:             | 67      | 2       | 96    | 20    | 380          |
| <b>Alarms</b>                    |         |         |       |       |              |
| Police:                          | 75      | 89      | 1000  | 920   | 9            |
| Fire:                            | 40      | 32      | 440   | 481   | (9)          |
| Medical Alert:                   | 21      | 23      | 189   | 196   | (4)          |
| <b>Select CAD IncidentTypes:</b> |         |         |       |       |              |
| Animal:                          | 64      | 80      | 885   | 1029  | (14)         |
| Disturbances:                    | 243     | 197     | 3099  | 2848  | 9            |



Data Source Last Updated On:  
June 08, 2017 11:18 am


# Dover Police Departmental Report

## 2012 CAD CFS Summaries

E

Crystal 2013

| December                         | 2012<br>Monthly | 2011<br>Monthly | 2012<br>YTD | 2011<br>YTD | YTD +,(-)<br>% Difference |
|----------------------------------|-----------------|-----------------|-------------|-------------|---------------------------|
| <b>Incidents:</b>                | 3141            | 2689            | 37540       | 33687       | 11                        |
| Police:                          | 2598            | 2277            | 32379       | 28365       | 14                        |
| Fire:                            | 562             | 433             | 5421        | 5510        | (2)                       |
| Police Only:                     | 2515            | 2210            | 31480       | 27636       | 14                        |
| Fire Only:                       | 479             | 366             | 4522        | 4781        | (5)                       |
| Police/Fire Combined             | 83              | 67              | 899         | 729         | 23                        |
| Other                            | 64              | 46              | 639         | 541         | 18                        |
| <b>Dispositions - Police</b>     |                 |                 |             |             |                           |
| Serviced (Report Due):           | 515             | 547             | 7036        | 6862        | 3                         |
| Serviced/Notes:                  | 1957            | 1570            | 23493       | 19508       | 20                        |
| Serviced/NI:                     | 71              | 65              | 1040        | 1012        | 3                         |
| Cancelled By Complainant         | 46              | 46              | 661         | 440         | 50                        |
| Cancelled By Police:             | 6               | 1               | 54          | 35          | 54                        |
| Gone On Arrival:                 | 2               | 6               | 21          | 19          | 11                        |
| Other Jurisdiction:              | 3               | 5               | 56          | 57          | (2)                       |
| Duplicate:                       | 10              | 9               | 99          | 99          | 0                         |
| <b>Dispositions - Fire</b>       |                 |                 |             |             |                           |
| Serviced:                        | 308             | 242             | 2756        | 2944        | (6)                       |
| Transported:                     | 191             | 143             | 1968        | 1898        | 4                         |
| No Transport:                    | 46              | 36              | 476         | 512         | (7)                       |
| Cancelled By Fire:               | 11              | 5               | 114         | 75          | 52                        |
| Other Jurisdiction:              | 5               | 5               | 52          | 48          | 8                         |
| Unfounded:                       | 5               | 0               | 58          | 42          | 38                        |
| Duplicate:                       | 4               | 1               | 23          | 20          | 15                        |
| <b>How Received</b>              |                 |                 |             |             |                           |
| 4646:                            | 1107            | 1074            | 13903       | 13460       | 3                         |
| 911:                             | 423             | 385             | 4692        | 4907        | (4)                       |
| Alarm:                           | 20              | 33              | 246         | 321         | (23)                      |
| FAX:                             | 31              | 33              | 471         | 336         | 40                        |
| In-Person:                       | 147             | 127             | 1956        | 1828        | 7                         |
| Letter:                          | 8               | 5               | 62          | 41          | 51                        |
| Mobile:                          | 4               | 6               | 57          | 39          | 46                        |
| Radio:                           | 1399            | 1022            | 16021       | 12718       | 26                        |
| Unknown/Not Entered:             | 0               | 4               | 96          | 24          | 300                       |
| <b>Alarms</b>                    |                 |                 |             |             |                           |
| Police:                          | 112             | 96              | 1112        | 1016        | 9                         |
| Fire:                            | 37              | 31              | 477         | 512         | (7)                       |
| Medical Alert:                   | 22              | 10              | 211         | 206         | 2                         |
| <b>Select CAD IncidentTypes:</b> |                 |                 |             |             |                           |
| Animal:                          | 55              | 78              | 940         | 1107        | (15)                      |
| Disturbances:                    | 184             | 206             | 3283        | 3054        | 7                         |

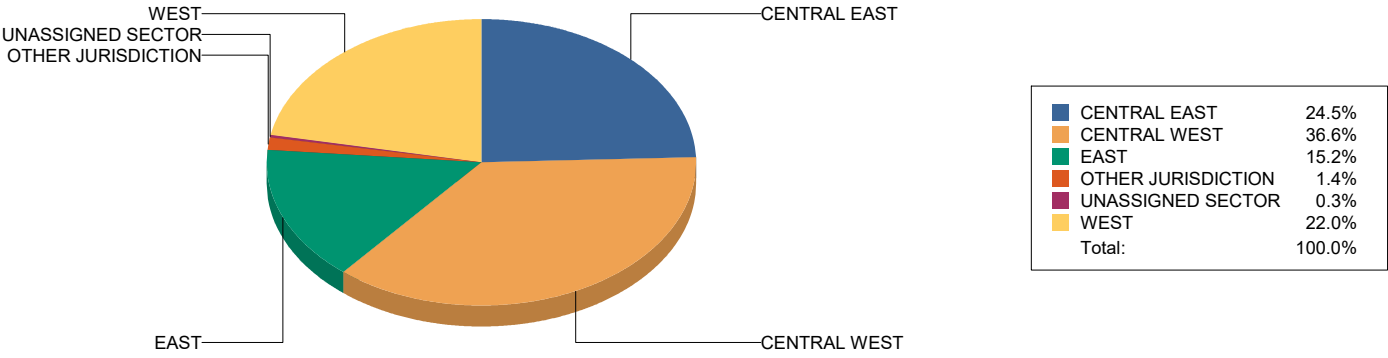


**Dover Police Departmental Report**  
**2012 Public Safety Calls for Service by Beat**  
 01/01/2012 to 12/31/2012

Data Source Last Updated On:  
 6/8/2017 11:20:40AM

Crystal 2013

**CAD Incidents by Patrol Sector (Beat)**



| <u>Patrol Sector/Beat</u> | <u>CAD Incident Total Per Sector</u> |
|---------------------------|--------------------------------------|
| CENTRAL EAST              | 9,186                                |
| CENTRAL WEST              | 13,751                               |
| EAST                      | 5,717                                |
| OTHER JURISDICTION        | 540                                  |
| UNASSIGNED SECTOR         | 100                                  |
| WEST                      | 8,246                                |
| <b>Grand Total:</b>       | <b>37540</b>                         |



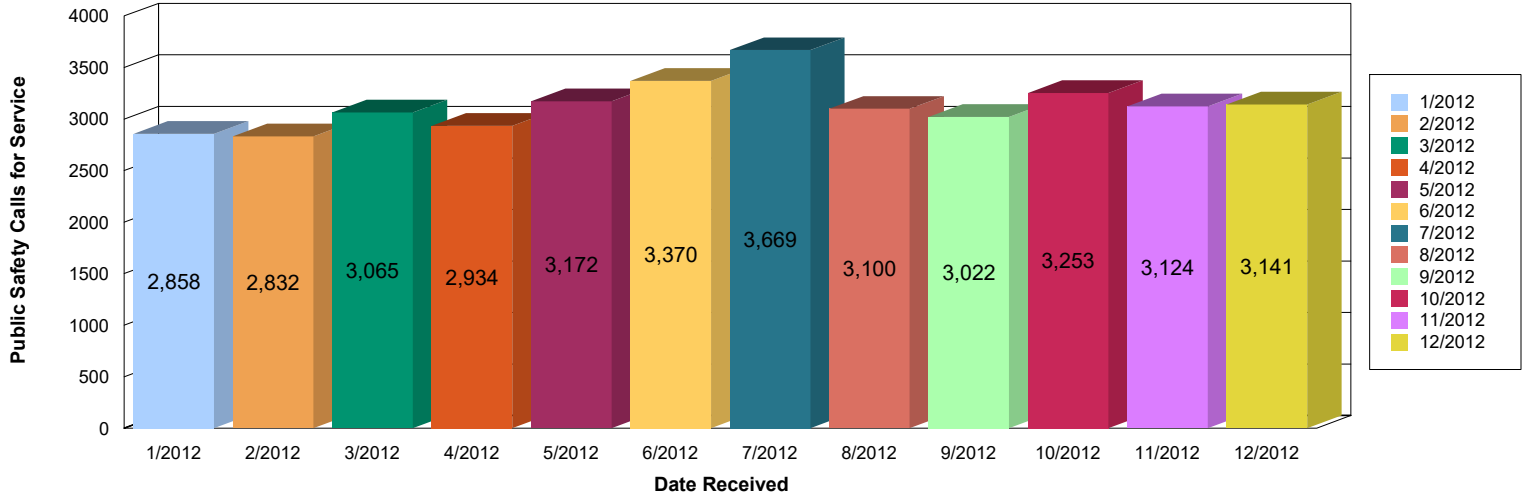
Data Source Last Updated On:  
June 08, 2017 11:22:16 am

## Dover Police Departmental Report 2012 Public Safety Calls for Service

E2

Crystal 2013

### Police Public Safety Calls for Service / Month Received



| Month     | Total Calls | Police Only Calls / % of Total |    | Fire Only Calls / % of Total |    | Police & Fire Calls / % of Total |     | Other Unassigned Calls / % of Total |   | Police Incident Counts by Patrol Sectors / Beats - |      |     |     |    |    |
|-----------|-------------|--------------------------------|----|------------------------------|----|----------------------------------|-----|-------------------------------------|---|--|------|-----|-----|----|----|
|           |             | CE                             | CW | E                            | W  | OJ                               | ND* |                                     |   |  |      |     |     |    |    |
| January   | 2858        | 2321                           | 81 | 409                          | 14 | 69                               | 2   | 59                                  | 2 | 615  | 928  | 338 | 485 | 15 | 9  |
| February  | 2832        | 2390                           | 84 | 354                          | 13 | 54                               | 2   | 34                                  | 1 | 596  | 918  | 334 | 586 | 5  | 5  |
| March     | 3065        | 2588                           | 84 | 351                          | 11 | 80                               | 3   | 46                                  | 2 | 640  | 1018 | 394 | 598 | 15 | 3  |
| April     | 2934        | 2433                           | 83 | 372                          | 13 | 78                               | 3   | 51                                  | 2 | 661  | 881  | 401 | 549 | 14 | 5  |
| May       | 3172        | 2689                           | 85 | 365                          | 12 | 66                               | 2   | 52                                  | 2 | 727  | 998  | 413 | 594 | 13 | 10 |
| June      | 3370        | 2890                           | 86 | 369                          | 11 | 70                               | 2   | 41                                  | 1 | 674  | 1133 | 419 | 704 | 17 | 13 |
| July      | 3669        | 3153                           | 86 | 389                          | 11 | 79                               | 2   | 48                                  | 1 | 834  | 1195 | 482 | 701 | 11 | 9  |
| August    | 3100        | 2622                           | 85 | 332                          | 11 | 94                               | 3   | 52                                  | 2 | 660  | 1094 | 358 | 587 | 11 | 6  |
| September | 3022        | 2523                           | 83 | 367                          | 12 | 77                               | 3   | 55                                  | 2 | 666  | 988  | 407 | 517 | 10 | 12 |
| October   | 3253        | 2699                           | 83 | 393                          | 12 | 85                               | 3   | 76                                  | 2 | 724  | 1018 | 444 | 587 | 5  | 6  |
| November  | 3124        | 2657                           | 85 | 342                          | 11 | 64                               | 2   | 61                                  | 2 | 648  | 1014 | 419 | 628 | 7  | 5  |
| December  | 3141        | 2515                           | 80 | 479                          | 15 | 83                               | 3   | 64                                  | 2 | 599  | 1005 | 371 | 606 | 12 | 5  |

| Year to Date           | Total Calls  | Police Only | % of Total | Fire Only | % of Total | Police & Fire | % of Total | Other Unassigned | % of Total | CE    | CW    | E     | W     | OJ   | ND*  |
|------------------------|--|-------------|------------|-----------|------------|---------------|------------|------------------|------------|-------|-------|-------|-------|------|------|
| Totals                 | 37540  | 31480       | 84         | 4522      | 12         | 899           | 2          | 639              | 2          | 8044  | 12190 | 4780  | 7142  | 135  | 88   |
| Percentages Based upon | 32,379 "Police Only" and "Police & Fire" Calls for Service |             |            |           |            |               |            |                  |            | 24.8% | 37.6% | 14.8% | 22.1% | 0.4% | 0.3% |


| Call for Service Data Selection Range: | How Received |       |           |      |         |     |      |    |
|--|--------------|-------|-----------|------|---------|-----|------|----|
| 01/01/2012 To 12/31/2012               | 4646         | 13903 | Alarm     | 246  | Letter  | 62  | Desk | 23 |
|  | Radio        | 16021 | In-Person | 1956 | FAX     | 471 |      |    |
|  | 911          | 4692  | Mobile    | 57   | Unknown | 96  |      |    |

\*ND = Sector/Beat Not Designated in CFS

**Sectors/Beats:**

CE: Central East      E: East      ND: Not Designated in CFS  
 CW: Central West      W: West      OJ: Other Jurisdiction





**Dover, New Hampshire Police Department**  
**2012 YTD CAD MV STOP Response Times by Month**  
 Response Times Based on First Unit Dispatched and On Location  
 Search Criteria: CAD Code: 999 - MV STOP

E4

**Time Spent on MV Stop from Time Dispatched to Time Cleared**

Data Source Last Updated On:  
 June 08, 2017 11:23 am

From: January 01, 2012  
 To: December 31, 2012

Crystal 2013

**JANUARY**

| <u>JANUARY</u> |          | <b>Interval Seconds</b> | <b>Interval</b> | <b>MM : SS</b> | <b>Interval Average</b> | <b>MM : SS</b> |
|----------------|----------|-------------------------|-----------------|----------------|-------------------------|----------------|
| MV Stops       | Dispatch | 21164                   | Dispatch        | 352 : 44       | Average Dispatch        | 0 : 19         |
| <b>1072</b>    | Response | 46                      | Response        | 0 : 46         | Average Response        | 0 : 0          |
|                | Combined | 21210                   | Combined        | 353 : 30       | Average Combined        | 0 : 19         |
|                | Cleared  | 513007                  | Cleared         | 8550 : 7       | Average Cleared         | 7 : 58         |

**FEBRUARY**

| <u>FEBRUARY</u> |          | <b>Interval Seconds</b> | <b>Interval</b> | <b>MM : SS</b> | <b>Interval Average</b> | <b>MM : SS</b> |
|-----------------|----------|-------------------------|-----------------|----------------|-------------------------|----------------|
| MV Stops        | Dispatch | 22293                   | Dispatch        | 371 : 33       | Average Dispatch        | 0 : 18         |
| <b>1217</b>     | Response | 77                      | Response        | 1 : 17         | Average Response        | 0 : 0          |
|                 | Combined | 22370                   | Combined        | 372 : 50       | Average Combined        | 0 : 18         |
|                 | Cleared  | 522453                  | Cleared         | 8707 : 33      | Average Cleared         | 7 : 9          |

**MARCH**

| <u>MARCH</u> |          | <b>Interval Seconds</b> | <b>Interval</b> | <b>MM : SS</b> | <b>Interval Average</b> | <b>MM : SS</b> |
|--------------|----------|-------------------------|-----------------|----------------|-------------------------|----------------|
| MV Stops     | Dispatch | 22251                   | Dispatch        | 370 : 51       | Average Dispatch        | 0 : 20         |
| <b>1102</b>  | Response | 374                     | Response        | 6 : 14         | Average Response        | 0 : 0          |
|              | Combined | 22625                   | Combined        | 377 : 5        | Average Combined        | 0 : 20         |
|              | Cleared  | 455993                  | Cleared         | 7599 : 53      | Average Cleared         | 6 : 53         |

**APRIL**

| <u>APRIL</u> |          | <b>Interval Seconds</b> | <b>Interval</b> | <b>MM : SS</b> | <b>Interval Average</b> | <b>MM : SS</b> |
|--------------|----------|-------------------------|-----------------|----------------|-------------------------|----------------|
| MV Stops     | Dispatch | 19006                   | Dispatch        | 316 : 46       | Average Dispatch        | 0 : 18         |
| <b>1004</b>  | Response | 60                      | Response        | 1 : 0          | Average Response        | 0 : 0          |
|              | Combined | 19066                   | Combined        | 317 : 46       | Average Combined        | 0 : 18         |
|              | Cleared  | 395619                  | Cleared         | 6593 : 39      | Average Cleared         | 6 : 34         |

**MAY**

| <u>MAY</u>  |          | <b>Interval Seconds</b> | <b>Interval</b> | <b>MM : SS</b> | <b>Interval Average</b> | <b>MM : SS</b> |
|-------------|----------|-------------------------|-----------------|----------------|-------------------------|----------------|
| MV Stops    | Dispatch | 22080                   | Dispatch        | 368 : 0        | Average Dispatch        | 0 : 19         |
| <b>1157</b> | Response | 614                     | Response        | 10 : 14        | Average Response        | 0 : 0          |
|             | Combined | 22694                   | Combined        | 378 : 14       | Average Combined        | 0 : 19         |
|             | Cleared  | 505161                  | Cleared         | 8419 : 21      | Average Cleared         | 7 : 16         |

**JUNE**

| <u>JUNE</u> |          | <b>Interval Seconds</b> | <b>Interval</b> | <b>MM : SS</b> | <b>Interval Average</b> | <b>MM : SS</b> |
|-------------|----------|-------------------------|-----------------|----------------|-------------------------|----------------|
| MV Stops    | Dispatch | 25894                   | Dispatch        | 431 : 34       | Average Dispatch        | 0 : 19         |
| <b>1325</b> | Response | 204                     | Response        | 3 : 24         | Average Response        | 0 : 0          |
|             | Combined | 26098                   | Combined        | 434 : 58       | Average Combined        | 0 : 19         |
|             | Cleared  | 558144                  | Cleared         | 9302 : 24      | Average Cleared         | 7 : 1          |

## JULY

| <u>JULY</u> |          | Interval Seconds |        | Interval |      | MM : SS |    | Interval Average |   | MM : SS |    |
|-------------|----------|------------------|--------|----------|------|---------|----|------------------|---|---------|----|
| MV Stops    | Dispatch |                  | 26004  | Dispatch | 433  | :       | 24 | Average Dispatch | 0 | :       | 18 |
| <b>1376</b> | Response |                  | 430    | Response | 7    | :       | 10 | Average Response | 0 | :       | 0  |
|             | Combined |                  | 26434  | Combined | 440  | :       | 34 | Average Combined | 0 | :       | 19 |
|             | Cleared  |                  | 559793 | Cleared  | 9329 | :       | 53 | Average Cleared  | 6 | :       | 46 |

## AUGUST

| <u>AUGUST</u> |          | Interval Seconds |        | Interval |      | MM : SS |    | Interval Average |   | MM : SS |    |
|---------------|----------|------------------|--------|----------|------|---------|----|------------------|---|---------|----|
| MV Stops      | Dispatch |                  | 19467  | Dispatch | 324  | :       | 27 | Average Dispatch | 0 | :       | 18 |
| <b>1049</b>   | Response |                  | 40     | Response | 0    | :       | 40 | Average Response | 0 | :       | 0  |
|               | Combined |                  | 19507  | Combined | 325  | :       | 7  | Average Combined | 0 | :       | 18 |
|               | Cleared  |                  | 446924 | Cleared  | 7448 | :       | 44 | Average Cleared  | 7 | :       | 6  |

## SEPTEMBER

| <u>SEPTEMBER</u> |          | Interval Seconds |        | Interval |      | MM : SS |    | Interval Average |   | MM : SS |    |
|------------------|----------|------------------|--------|----------|------|---------|----|------------------|---|---------|----|
| MV Stops         | Dispatch |                  | 41236  | Dispatch | 687  | :       | 16 | Average Dispatch | 0 | :       | 38 |
| <b>1074</b>      | Response |                  | 237    | Response | 3    | :       | 57 | Average Response | 0 | :       | 0  |
|                  | Combined |                  | 41473  | Combined | 691  | :       | 13 | Average Combined | 0 | :       | 38 |
|                  | Cleared  |                  | 469905 | Cleared  | 7831 | :       | 45 | Average Cleared  | 7 | :       | 17 |

## OCTOBER

| <u>OCTOBER</u> |          | Interval Seconds |        | Interval |      | MM : SS |    | Interval Average |   | MM : SS |    |
|----------------|----------|------------------|--------|----------|------|---------|----|------------------|---|---------|----|
| MV Stops       | Dispatch |                  | 26890  | Dispatch | 448  | :       | 10 | Average Dispatch | 0 | :       | 24 |
| <b>1080</b>    | Response |                  | 96     | Response | 1    | :       | 36 | Average Response | 0 | :       | 0  |
|                | Combined |                  | 26986  | Combined | 449  | :       | 46 | Average Combined | 0 | :       | 24 |
|                | Cleared  |                  | 456048 | Cleared  | 7600 | :       | 48 | Average Cleared  | 7 | :       | 2  |


## NOVEMBER

| <u>NOVEMBER</u> |          | Interval Seconds |        | Interval |      | MM : SS |    | Interval Average |   | MM : SS |    |
|-----------------|----------|------------------|--------|----------|------|---------|----|------------------|---|---------|----|
| MV Stops        | Dispatch |                  | 26228  | Dispatch | 437  | :       | 8  | Average Dispatch | 0 | :       | 19 |
| <b>1327</b>     | Response |                  | 371    | Response | 6    | :       | 11 | Average Response | 0 | :       | 0  |
|                 | Combined |                  | 26599  | Combined | 443  | :       | 19 | Average Combined | 0 | :       | 20 |
|                 | Cleared  |                  | 538417 | Cleared  | 8973 | :       | 37 | Average Cleared  | 6 | :       | 45 |

## DECEMBER

| <u>DECEMBER</u> |          | Interval Seconds |        | Interval |      | MM : SS |    | Interval Average |   | MM : SS |    |
|-----------------|----------|------------------|--------|----------|------|---------|----|------------------|---|---------|----|
| MV Stops        | Dispatch |                  | 21997  | Dispatch | 366  | :       | 37 | Average Dispatch | 0 | :       | 18 |
| <b>1179</b>     | Response |                  | 47     | Response | 0    | :       | 47 | Average Response | 0 | :       | 0  |
|                 | Combined |                  | 22044  | Combined | 367  | :       | 24 | Average Combined | 0 | :       | 18 |
|                 | Cleared  |                  | 489519 | Cleared  | 8158 | :       | 39 | Average Cleared  | 6 | :       | 55 |

| <u>MV Stop</u>   | <b>Total Interval Seconds</b> |         | <b>Total Interval</b> |       | <b>MM : SS</b> |    | <b>Average Interval</b> |   | <b>MM : SS</b> |    |
|------------------|-------------------------------|---------|-----------------------|-------|----------------|----|-------------------------|---|----------------|----|
| <u>Totals</u>    | Dispatch                      | 294510  | Dispatch              | 4908  | :              | 30 | Average Dispatch Time   | 0 | :              | 21 |
| <b>13962</b>     | Response                      | 2596    | Response              | 43    | :              | 16 | Average Response Time   | 0 | :              | 0  |
| <u>Hours</u>     | Combined                      | 297106  | Combined              | 4951  | :              | 46 | Average Combined Time   | 0 | :              | 21 |
| <u>Committed</u> | Cleared                       | 5910983 | Cleared               | 98516 | :              | 23 | Average Clearance Time  | 7 | :              | 3  |
| <b>1641</b>      |                               |         |                       |       |                |    |                         |   |                |    |



Dover, New Hampshire Police Department  
2012 YTD CAD Incidents

Requiring More Than One Unit Reponse


Where Police Unit(s) Were Assigned and Placed On Location

Data Source Last Updated On:  
June 08, 2017 11:23 am

From: January 01, 2012  
To: December 31, 2012

Crystal 2013

| <u>MONTH</u>      | <u>INCIDENTS<br/>w/ POLICE UNITS<br/>ON-LOCATION</u> | <u>INCIDENTS REQUIRING<br/>MORE THAN ONE UNIT</u> | <u>PERCENT OF INCIDENTS<br/>w/ MORE THAN ONE UNIT</u> |
|-------------------|--|---|---|
| <u>JANUARY</u>    | 1946   | 186   | 10%   |
| <u>FEBRUARY</u>   | 2036   | 172   | 8%  |
| <u>MARCH</u>      | 2160   | 212   | 10%   |
| <u>APRIL</u>      | 2025   | 235   | 12%   |
| <u>MAY</u>        | 2180   | 212   | 10%   |
| <u>JUNE</u>       | 2478   | 243   | 10%   |
| <u>JULY</u>       | 2643   | 297   | 11%   |
| <u>AUGUST</u>     | 2164   | 212   | 10%   |
| <u>SEPTEMBER</u>  | 2118   | 232   | 11%   |
| <u>OCTOBER</u>    | 2241   | 241   | 11%   |
| <u>NOVEMBER</u>   | 2318   | 219   | 9%  |
| <u>DECEMBER</u>   | 2180   | 214   | 10%   |
| <b>YTD Totals</b> | <b>26489</b>   | <b>2675</b>                                       | <b>10%</b>  |



# Dover Police Departmental Report

F

## 2012 Motor Vehicle Enforcement Summaries

Data Source Last Updated on:  
June 08, 2017 11:25 am

Crystal 2013

### January

|  | 2012<br>January | 2011<br>January | 2012<br>YTD | 2011<br>YTD | +,-)<br>% Dif. |
|--|-----------------|-----------------|-------------|-------------|----------------|
| Violations (Summons/Warnings):                   | 1156            | 598             | 1156        | 598         | 93             |
| Summons:   | 135             | 80              | 135         | 80          | 69             |
| Warning:   | 1021            | 518             | 1021        | 518         | 97             |
| Voided:  | 1               | 0               | 1           | 0           | 100            |
| Child Restraints (265:107A):                     | 0               | 2               | 0           | 2           | (100)          |
| Summons:   | 0               | 1               | 0           | 1           | (100)          |
| Warning:   | 0               | 1               | 0           | 1           | (100)          |
| Conduct After an Accident (264:25)               | 3               | 2               | 3           | 2           | 50             |
| Driving After Revocation/Suspension<br>(263:64): | 19              | 11              | 19          | 11          | 73             |
| Equipment Violations(266:27-74):                 | 255             | 96              | 255         | 96          | 166            |
| Misuse/Fail Display Plates (261:176):            | 26              | 16              | 26          | 16          | 63             |
| Operating w/o Valid License (263:1)              | 4               | 3               | 4           | 3           | 33             |
| Reckless Operation (265:79)                      | 1               | 0               | 1           | 0           | 100            |
| Solid/Yellow Line (265:22)                       | 7               | 2               | 7           | 2           | 250            |
| Speed (265:60, 265:64, 265:66):                  | 308             | 190             | 308         | 190         | 62             |
| Summons:   | 24              | 19              | 24          | 19          | 26             |
| Warning:   | 284             | 171             | 284         | 171         | 66             |
| Stop/Yield Sign Viols. (265:28,29,30,31):        | 102             | 45              | 102         | 45          | 127            |
| Traffic Light (265:9,10,12):                     | 31              | 41              | 31          | 41          | (24)           |
| Uninspected: (266:5):                            | 185             | 58              | 185         | 58          | 219            |
| Unregistered Vehicle (261:40):                   | 30              | 15              | 30          | 15          | 100            |
| All Other:                                       | 185             | 117             | 185         | 117         | 58             |
| Summons:   | 23              | 13              | 23          | 13          | 77             |
| Warning:   | 162             | 104             | 162         | 104         | 56             |



# Dover Police Departmental Report

F


## 2012 Motor Vehicle Enforcement Summaries

Data Source Last Updated on:  
June 08, 2017 11:25 am

Crystal 2013

### February

|  | 2012<br>February | 2011<br>February | 2012<br>YTD | 2011<br>YTD | +,-)<br>% Dif. |
|--|------------------|------------------|-------------|-------------|----------------|
| Violations (Summons/Warnings):                   | 1254             | 563              | 2410        | 1161        | 108            |
| Summons:   | 106              | 50               | 241         | 130         | 85             |
| Warning:   | 1148             | 513              | 2169        | 1031        | 110            |
| Voided:  | 0                | 0                | 1           | 0           | 100            |
| Child Restraints (265:107A):                     | 1                | 0                | 1           | 2           | (50)           |
| Summons:   | 1                | 0                | 1           | 1           | 0              |
| Warning:   | 0                | 0                | 0           | 1           | (100)          |
| Conduct After an Accident (264:25)               | 0                | 1                | 3           | 3           | 0              |
| Driving After Revocation/Suspension<br>(263:64): | 11               | 18               | 30          | 29          | 3              |
| Equipment Violations(266:27-74):                 | 259              | 89               | 514         | 185         | 178            |
| Misuse/Fail Display Plates (261:176):            | 23               | 14               | 49          | 30          | 63             |
| Operating w/o Valid License (263:1)              | 3                | 2                | 7           | 5           | 40             |
| Reckless Operation (265:79)                      | 0                | 0                | 1           | 0           | 100            |
| Solid/Yellow Line (265:22)                       | 7                | 0                | 14          | 2           | 600            |
| Speed (265:60, 265:64, 265:66):                  | 418              | 187              | 726         | 377         | 93             |
| Summons:   | 30               | 8                | 54          | 27          | 100            |
| Warning:   | 388              | 179              | 672         | 350         | 92             |
| Stop/Yield Sign Viols. (265:28,29,30,31):        | 109              | 39               | 211         | 84          | 151            |
| Traffic Light (265:9,10,12):                     | 48               | 37               | 79          | 78          | 1              |
| Uninspected: (266:5):                            | 185              | 43               | 370         | 101         | 266            |
| Unregistered Vehicle (261:40):                   | 15               | 3                | 45          | 18          | 150            |
| All Other:                                       | 175              | 130              | 360         | 247         | 46             |
| Summons:   | 12               | 10               | 35          | 23          | 52             |
| Warning:   | 163              | 120              | 325         | 224         | 45             |



# Dover Police Departmental Report

F

## 2012 Motor Vehicle Enforcement Summaries

Data Source Last Updated on:  
June 08, 2017 11:25 am

Crystal 2013

### March

|  | 2012<br>March | 2011<br>March | 2012<br>YTD | 2011<br>YTD | +,-)<br>% Dif. |
|--|---------------|---------------|-------------|-------------|----------------|
| Violations (Summons/Warnings):                   | 1150          | 727           | 3560        | 1888        | 89             |
| Summons:   | 88            | 65            | 329         | 195         | 69             |
| Warning:   | 1062          | 662           | 3231        | 1693        | 91             |
| Voided:  | 0             | 0             | 1           | 0           | 100            |
| Child Restraints (265:107A):                     | 1             | 1             | 2           | 3           | (33)           |
| Summons:   | 1             | 0             | 2           | 1           | 100            |
| Warning:   | 0             | 1             | 0           | 2           | (100)          |
| Conduct After an Accident (264:25)               | 3             | 1             | 6           | 4           | 50             |
| Driving After Revocation/Suspension<br>(263:64): | 7             | 10            | 37          | 39          | (5)            |
| Equipment Violations(266:27-74):                 | 238           | 126           | 752         | 311         | 142            |
| Misuse/Fail Display Plates (261:176):            | 31            | 29            | 80          | 59          | 36             |
| Operating w/o Valid License (263:1)              | 3             | 3             | 10          | 8           | 25             |
| Reckless Operation (265:79)                      | 1             | 0             | 2           | 0           | 200            |
| Solid/Yellow Line (265:22)                       | 9             | 5             | 23          | 7           | 229            |
| Speed (265:60, 265:64, 265:66):                  | 440           | 215           | 1166        | 592         | 97             |
| Summons:   | 32            | 11            | 86          | 38          | 126            |
| Warning:   | 408           | 204           | 1080        | 554         | 95             |
| Stop/Yield Sign Viols. (265:28,29,30,31):        | 91            | 57            | 302         | 141         | 114            |
| Traffic Light (265:9,10,12):                     | 42            | 44            | 121         | 122         | (1)            |
| Uninspected: (266:5):                            | 112           | 76            | 482         | 177         | 172            |
| Unregistered Vehicle (261:40):                   | 10            | 7             | 55          | 25          | 120            |
| All Other:                                       | 162           | 153           | 522         | 400         | 31             |
| Summons:   | 6             | 16            | 41          | 39          | 5              |
| Warning:   | 156           | 137           | 481         | 361         | 33             |



# Dover Police Departmental Report

F


## 2012 Motor Vehicle Enforcement Summaries

Data Source Last Updated on:  
June 08, 2017 11:25 am

Crystal 2013

### April

|  | 2012<br>April | 2011<br>April | 2012<br>YTD | 2011<br>YTD | +,-)<br>% Dif. |
|--|---------------|---------------|-------------|-------------|----------------|
| Violations (Summons/Warnings):                   | 1051          | 630           | 4611        | 2518        | 83             |
| Summons:   | 90            | 57            | 419         | 252         | 66             |
| Warning:   | 961           | 573           | 4192        | 2266        | 85             |
| Voided:  | 0             | 0             | 1           | 0           | 100            |
| Child Restraints (265:107A):                     | 0             | 1             | 2           | 4           | (50)           |
| Summons:   | 0             | 0             | 2           | 1           | 100            |
| Warning:   | 0             | 1             | 0           | 3           | (100)          |
| Conduct After an Accident (264:25)               | 0             | 2             | 6           | 6           | 0              |
| Driving After Revocation/Suspension<br>(263:64): | 12            | 15            | 49          | 54          | (9)            |
| Equipment Violations(266:27-74):                 | 199           | 114           | 951         | 425         | 124            |
| Misuse/Fail Display Plates (261:176):            | 20            | 7             | 100         | 66          | 52             |
| Operating w/o Valid License (263:1)              | 4             | 2             | 14          | 10          | 40             |
| Reckless Operation (265:79)                      | 0             | 1             | 2           | 1           | 100            |
| Solid/Yellow Line (265:22)                       | 10            | 7             | 33          | 14          | 136            |
| Speed (265:60, 265:64, 265:66):                  | 451           | 158           | 1617        | 750         | 116            |
| Summons:   | 22            | 12            | 108         | 50          | 116            |
| Warning:   | 429           | 146           | 1509        | 700         | 116            |
| Stop/Yield Sign Viols. (265:28,29,30,31):        | 53            | 39            | 355         | 180         | 97             |
| Traffic Light (265:9,10,12):                     | 29            | 39            | 150         | 161         | (7)            |
| Uninspected: (266:5):                            | 115           | 69            | 597         | 246         | 143            |
| Unregistered Vehicle (261:40):                   | 10            | 11            | 65          | 36          | 81             |
| All Other:                                       | 148           | 165           | 670         | 565         | 19             |
| Summons:   | 13            | 6             | 54          | 45          | 20             |
| Warning:   | 135           | 159           | 616         | 520         | 18             |



# Dover Police Departmental Report

F

## 2012 Motor Vehicle Enforcement Summaries

Data Source Last Updated on:  
June 08, 2017 11:25 am

Crystal 2013

### May

|  | 2012<br>May | 2011<br>May | 2012<br>YTD | 2011<br>YTD | +,-)<br>% Dif. |
|--|-------------|-------------|-------------|-------------|----------------|
| Violations (Summons/Warnings):                   | 1235        | 1047        | 5846        | 3565        | 64             |
| Summons:   | 178         | 114         | 597         | 366         | 63             |
| Warning:   | 1057        | 933         | 5249        | 3199        | 64             |
| Voided:  | 1           | 0           | 2           | 0           | 200            |
| Child Restraints (265:107A):                     | 9           | 14          | 11          | 18          | (39)           |
| Summons:   | 4           | 13          | 6           | 14          | (57)           |
| Warning:   | 5           | 1           | 5           | 4           | 25             |
| Conduct After an Accident (264:25)               | 2           | 2           | 8           | 8           | 0              |
| Driving After Revocation/Suspension<br>(263:64): | 17          | 12          | 66          | 66          | 0              |
| Equipment Violations(266:27-74):                 | 182         | 161         | 1133        | 586         | 93             |
| Misuse/Fail Display Plates (261:176):            | 23          | 10          | 123         | 76          | 62             |
| Operating w/o Valid License (263:1)              | 8           | 8           | 22          | 18          | 22             |
| Reckless Operation (265:79)                      | 0           | 0           | 2           | 1           | 100            |
| Solid/Yellow Line (265:22)                       | 9           | 6           | 42          | 20          | 110            |
| Speed (265:60, 265:64, 265:66):                  | 491         | 350         | 2108        | 1100        | 92             |
| Summons:   | 42          | 23          | 150         | 73          | 105            |
| Warning:   | 449         | 327         | 1958        | 1027        | 91             |
| Stop/Yield Sign Viols. (265:28,29,30,31):        | 73          | 47          | 428         | 227         | 89             |
| Traffic Light (265:9,10,12):                     | 25          | 78          | 175         | 239         | (27)           |
| Uninspected: (266:5):                            | 191         | 84          | 788         | 330         | 139            |
| Unregistered Vehicle (261:40):                   | 32          | 12          | 97          | 48          | 102            |
| All Other:                                       | 173         | 263         | 843         | 828         | 2              |
| Summons:   | 24          | 30          | 78          | 75          | 4              |
| Warning:   | 149         | 233         | 765         | 753         | 2              |





# Dover Police Departmental Report

F

## 2012 Motor Vehicle Enforcement Summaries

Data Source Last Updated on:  
June 08, 2017 11:25 am

Crystal 2013

### June

|  | 2012<br>June | 2011<br>June | 2012<br>YTD | 2011<br>YTD | +,-)<br>% Dif. |
|--|--------------|--------------|-------------|-------------|----------------|
| Violations (Summons/Warnings):                   | 1366         | 1198         | 7212        | 4763        | 51             |
| Summons:   | 167          | 126          | 764         | 492         | 55             |
| Warning:   | 1199         | 1072         | 6448        | 4271        | 51             |
| Voided:  | 5            | 1            | 7           | 1           | 600            |
| Child Restraints (265:107A):                     | 22           | 22           | 33          | 40          | (18)           |
| Summons:   | 11           | 12           | 17          | 26          | (35)           |
| Warning:   | 11           | 10           | 16          | 14          | 14             |
| Conduct After an Accident (264:25)               | 3            | 1            | 11          | 9           | 22             |
| Driving After Revocation/Suspension<br>(263:64): | 16           | 16           | 82          | 82          | 0              |
| Equipment Violations(266:27-74):                 | 221          | 161          | 1354        | 747         | 81             |
| Misuse/Fail Display Plates (261:176):            | 21           | 18           | 144         | 94          | 53             |
| Operating w/o Valid License (263:1)              | 2            | 3            | 24          | 21          | 14             |
| Reckless Operation (265:79)                      | 3            | 1            | 5           | 2           | 150            |
| Solid/Yellow Line (265:22)                       | 4            | 18           | 46          | 38          | 21             |
| Speed (265:60, 265:64, 265:66):                  | 505          | 405          | 2613        | 1505        | 74             |
| Summons:   | 44           | 25           | 194         | 98          | 98             |
| Warning:   | 461          | 380          | 2419        | 1407        | 72             |
| Stop/Yield Sign Viols. (265:28,29,30,31):        | 114          | 77           | 542         | 304         | 78             |
| Traffic Light (265:9,10,12):                     | 43           | 99           | 218         | 338         | (36)           |
| Uninspected: (266:5):                            | 136          | 108          | 924         | 438         | 111            |
| Unregistered Vehicle (261:40):                   | 41           | 15           | 138         | 63          | 119            |
| All Other:                                       | 235          | 254          | 1078        | 1082        | 0              |
| Summons:   | 28           | 22           | 106         | 97          | 9              |
| Warning:   | 207          | 232          | 972         | 985         | (1)            |



# Dover Police Departmental Report

F

## 2012 Motor Vehicle Enforcement Summaries

Data Source Last Updated on:  
June 08, 2017 11:25 am

Crystal 2013

### July

|  | 2012<br>July | 2011<br>July | 2012<br>YTD | 2011<br>YTD | +,-)<br>% Dif. |
|--|--------------|--------------|-------------|-------------|----------------|
| Violations (Summons/Warnings):                   | 1389         | 1440         | 8601        | 6203        | 39             |
| Summons:   | 101          | 133          | 865         | 625         | 38             |
| Warning:   | 1288         | 1307         | 7736        | 5578        | 39             |
| Voided:  | 0            | 1            | 7           | 2           | 250            |
| Child Restraints (265:107A):                     | 0            | 2            | 33          | 42          | (21)           |
| Summons:   | 0            | 0            | 17          | 26          | (35)           |
| Warning:   | 0            | 2            | 16          | 16          | 0              |
| Conduct After an Accident (264:25)               | 1            | 2            | 12          | 11          | 9              |
| Driving After Revocation/Suspension<br>(263:64): | 13           | 19           | 95          | 101         | (6)            |
| Equipment Violations(266:27-74):                 | 258          | 236          | 1612        | 983         | 64             |
| Misuse/Fail Display Plates (261:176):            | 20           | 26           | 164         | 120         | 37             |
| Operating w/o Valid License (263:1)              | 4            | 4            | 28          | 25          | 12             |
| Reckless Operation (265:79)                      | 0            | 1            | 5           | 3           | 67             |
| Solid/Yellow Line (265:22)                       | 13           | 13           | 59          | 51          | 16             |
| Speed (265:60, 265:64, 265:66):                  | 554          | 414          | 3167        | 1919        | 65             |
| Summons:   | 33           | 25           | 227         | 123         | 85             |
| Warning:   | 521          | 389          | 2940        | 1796        | 64             |
| Stop/Yield Sign Viols. (265:28,29,30,31):        | 69           | 79           | 611         | 383         | 60             |
| Traffic Light (265:9,10,12):                     | 61           | 103          | 279         | 441         | (37)           |
| Uninspected: (266:5):                            | 153          | 195          | 1077        | 633         | 70             |
| Unregistered Vehicle (261:40):                   | 17           | 29           | 155         | 92          | 68             |
| All Other:                                       | 226          | 317          | 1304        | 1399        | (7)            |
| Summons:   | 17           | 21           | 123         | 118         | 4              |
| Warning:   | 209          | 296          | 1181        | 1281        | (8)            |



# Dover Police Departmental Report

F

## 2012 Motor Vehicle Enforcement Summaries

Data Source Last Updated on:  
June 08, 2017 11:25 am

Crystal 2013

### August

|  | 2012<br>August | 2011<br>August | 2012<br>YTD | 2011<br>YTD | +,-)<br>% Dif. |
|--|----------------|----------------|-------------|-------------|----------------|
| Violations (Summons/Warnings):                   | 1112           | 1220           | 9713        | 7423        | 31             |
| Summons:   | 84             | 105            | 949         | 730         | 30             |
| Warning:   | 1028           | 1115           | 8764        | 6693        | 31             |
| Voided:  | 0              | 0              | 7           | 2           | 250            |
| Child Restraints (265:107A):                     | 1              | 1              | 34          | 43          | (21)           |
| Summons:   | 1              | 0              | 18          | 26          | (31)           |
| Warning:   | 0              | 1              | 16          | 17          | (6)            |
| Conduct After an Accident (264:25)               | 0              | 1              | 12          | 12          | 0              |
| Driving After Revocation/Suspension<br>(263:64): | 13             | 24             | 108         | 125         | (14)           |
| Equipment Violations(266:27-74):                 | 193            | 197            | 1805        | 1180        | 53             |
| Misuse/Fail Display Plates (261:176):            | 15             | 24             | 179         | 144         | 24             |
| Operating w/o Valid License (263:1)              | 2              | 2              | 30          | 27          | 11             |
| Reckless Operation (265:79)                      | 1              | 1              | 6           | 4           | 50             |
| Solid/Yellow Line (265:22)                       | 17             | 9              | 76          | 60          | 27             |
| Speed (265:60, 265:64, 265:66):                  | 452            | 429            | 3619        | 2348        | 54             |
| Summons:   | 22             | 25             | 249         | 148         | 68             |
| Warning:   | 430            | 404            | 3370        | 2200        | 53             |
| Stop/Yield Sign Viols. (265:28,29,30,31):        | 88             | 61             | 699         | 444         | 57             |
| Traffic Light (265:9,10,12):                     | 40             | 89             | 319         | 530         | (40)           |
| Uninspected: (266:5):                            | 80             | 131            | 1157        | 764         | 51             |
| Unregistered Vehicle (261:40):                   | 17             | 15             | 172         | 107         | 61             |
| All Other:                                       | 192            | 236            | 1496        | 1635        | (9)            |
| Summons:   | 17             | 11             | 140         | 129         | 9              |
| Warning:   | 175            | 225            | 1356        | 1506        | (10)           |



# Dover Police Departmental Report

F

## 2012 Motor Vehicle Enforcement Summaries

Data Source Last Updated on:  
June 08, 2017 11:25 am

Crystal 2013

### September

|  | 2012<br>September | 2011<br>September | 2012<br>YTD | 2011<br>YTD | +,-)<br>% Dif. |
|--|-------------------|-------------------|-------------|-------------|----------------|
| Violations (Summons/Warnings):                   | 1130              | 1134              | 10843       | 8557        | 27             |
| Summons:   | 91                | 103               | 1040        | 833         | 25             |
| Warning:   | 1039              | 1031              | 9803        | 7724        | 27             |
| Voided:  | 0                 | 0                 | 7           | 2           | 250            |
| Child Restraints (265:107A):                     | 1                 | 0                 | 35          | 43          | (19)           |
| Summons:   | 0                 | 0                 | 18          | 26          | (31)           |
| Warning:   | 1                 | 0                 | 17          | 17          | 0              |
| Conduct After an Accident (264:25)               | 2                 | 0                 | 14          | 12          | 17             |
| Driving After Revocation/Suspension<br>(263:64): | 16                | 9                 | 124         | 134         | (7)            |
| Equipment Violations(266:27-74):                 | 217               | 196               | 2022        | 1376        | 47             |
| Misuse/Fail Display Plates (261:176):            | 7                 | 14                | 186         | 158         | 18             |
| Operating w/o Valid License (263:1)              | 7                 | 1                 | 37          | 28          | 32             |
| Reckless Operation (265:79)                      | 2                 | 0                 | 8           | 4           | 100            |
| Solid/Yellow Line (265:22)                       | 14                | 12                | 90          | 72          | 25             |
| Speed (265:60, 265:64, 265:66):                  | 452               | 419               | 4071        | 2767        | 47             |
| Summons:   | 18                | 35                | 267         | 183         | 46             |
| Warning:   | 434               | 384               | 3804        | 2584        | 47             |
| Stop/Yield Sign Viols. (265:28,29,30,31):        | 94                | 72                | 793         | 516         | 54             |
| Traffic Light (265:9,10,12):                     | 28                | 78                | 347         | 608         | (43)           |
| Uninspected: (266:5):                            | 71                | 103               | 1228        | 867         | 42             |
| Unregistered Vehicle (261:40):                   | 12                | 31                | 184         | 138         | 33             |
| All Other:                                       | 207               | 199               | 1703        | 1834        | (7)            |
| Summons:   | 14                | 9                 | 154         | 138         | 12             |
| Warning:   | 193               | 190               | 1549        | 1696        | (9)            |



# Dover Police Departmental Report

F


## 2012 Motor Vehicle Enforcement Summaries

Data Source Last Updated on:  
June 08, 2017 11:25 am

Crystal 2013

### October

|  | 2012<br>October | 2011<br>October | 2012<br>YTD | 2011<br>YTD | +,-)<br>% Dif. |
|--|-----------------|-----------------|-------------|-------------|----------------|
| Violations (Summons/Warnings):                   | 1162            | 978             | 12005       | 9535        | 26             |
| Summons:   | 112             | 67              | 1152        | 900         | 28             |
| Warning:   | 1050            | 911             | 10853       | 8635        | 26             |
| Voided:  | 0               | 0               | 7           | 2           | 250            |
| Child Restraints (265:107A):                     | 1               | 3               | 36          | 46          | (22)           |
| Summons:   | 0               | 1               | 18          | 27          | (33)           |
| Warning:   | 1               | 2               | 18          | 19          | (5)            |
| Conduct After an Accident (264:25)               | 1               | 2               | 15          | 14          | 7              |
| Driving After Revocation/Suspension<br>(263:64): | 15              | 12              | 139         | 146         | (5)            |
| Equipment Violations(266:27-74):                 | 222             | 214             | 2244        | 1590        | 41             |
| Misuse/Fail Display Plates (261:176):            | 11              | 10              | 197         | 168         | 17             |
| Operating w/o Valid License (263:1)              | 12              | 4               | 49          | 32          | 53             |
| Reckless Operation (265:79)                      | 0               | 1               | 8           | 5           | 60             |
| Solid/Yellow Line (265:22)                       | 18              | 4               | 108         | 76          | 42             |
| Speed (265:60, 265:64, 265:66):                  | 439             | 329             | 4510        | 3096        | 46             |
| Summons:   | 28              | 12              | 295         | 195         | 51             |
| Warning:   | 411             | 317             | 4215        | 2901        | 45             |
| Stop/Yield Sign Viols. (265:28,29,30,31):        | 93              | 81              | 886         | 597         | 48             |
| Traffic Light (265:9,10,12):                     | 33              | 35              | 380         | 643         | (41)           |
| Uninspected: (266:5):                            | 98              | 99              | 1326        | 966         | 37             |
| Unregistered Vehicle (261:40):                   | 23              | 20              | 207         | 158         | 31             |
| All Other:                                       | 196             | 164             | 1899        | 1998        | (5)            |
| Summons:   | 15              | 7               | 169         | 145         | 17             |
| Warning:   | 181             | 157             | 1730        | 1853        | (7)            |



# Dover Police Departmental Report

F


## 2012 Motor Vehicle Enforcement Summaries

Data Source Last Updated on:  
June 08, 2017 11:25 am

Crystal 2013

### November

|  | 2012<br>November | 2011<br>November | 2012<br>YTD | 2011<br>YTD | +,-)<br>% Dif. |
|--|------------------|------------------|-------------|-------------|----------------|
| Violations (Summons/Warnings):                   | 1447             | 1035             | 13452       | 10570       | 27             |
| Summons:   | 141              | 65               | 1293        | 965         | 34             |
| Warning:   | 1306             | 970              | 12159       | 9605        | 27             |
| Voided:  | 0                | 2                | 7           | 4           | 75             |
| Child Restraints (265:107A):                     | 1                | 2                | 37          | 48          | (23)           |
| Summons:   | 1                | 1                | 19          | 28          | (32)           |
| Warning:   | 0                | 1                | 18          | 20          | (10)           |
| Conduct After an Accident (264:25)               | 1                | 2                | 16          | 16          | 0              |
| Driving After Revocation/Suspension<br>(263:64): | 24               | 9                | 163         | 155         | 5              |
| Equipment Violations(266:27-74):                 | 290              | 209              | 2534        | 1799        | 41             |
| Misuse/Fail Display Plates (261:176):            | 13               | 10               | 210         | 178         | 18             |
| Operating w/o Valid License (263:1)              | 10               | 6                | 59          | 38          | 55             |
| Reckless Operation (265:79)                      | 1                | 0                | 9           | 5           | 80             |
| Solid/Yellow Line (265:22)                       | 11               | 7                | 119         | 83          | 43             |
| Speed (265:60, 265:64, 265:66):                  | 551              | 345              | 5061        | 3441        | 47             |
| Summons:   | 39               | 16               | 334         | 211         | 58             |
| Warning:   | 512              | 329              | 4727        | 3230        | 46             |
| Stop/Yield Sign Viols. (265:28,29,30,31):        | 93               | 87               | 979         | 684         | 43             |
| Traffic Light (265:9,10,12):                     | 43               | 57               | 423         | 700         | (40)           |
| Uninspected: (266:5):                            | 158              | 87               | 1484        | 1053        | 41             |
| Unregistered Vehicle (261:40):                   | 27               | 12               | 234         | 170         | 38             |
| All Other:                                       | 223              | 202              | 2122        | 2200        | (4)            |
| Summons:   | 19               | 11               | 188         | 156         | 21             |
| Warning:   | 204              | 191              | 1934        | 2044        | (5)            |



# Dover Police Departmental Report

F

## 2012 Motor Vehicle Enforcement Summaries

Data Source Last Updated on:  
June 08, 2017 11:25 am

Crystal 2013

### December

|  | 2012<br>December | 2011<br>December | 2012<br>YTD | 2011<br>YTD | +,-)<br>% Dif. |
|--|------------------|------------------|-------------|-------------|----------------|
| Violations (Summons/Warnings):                   | 1243             | 908              | 14695       | 11478       | 28             |
| Summons:   | 124              | 106              | 1417        | 1071        | 32             |
| Warning:   | 1119             | 802              | 13278       | 10407       | 28             |
| Voided:  | 0                | 1                | 7           | 5           | 40             |
| Child Restraints (265:107A):                     | 1                | 2                | 38          | 50          | (24)           |
| Summons:   | 0                | 1                | 19          | 29          | (34)           |
| Warning:   | 1                | 1                | 19          | 21          | (10)           |
| Conduct After an Accident (264:25)               | 1                | 1                | 17          | 17          | 0              |
| Driving After Revocation/Suspension<br>(263:64): | 15               | 15               | 178         | 170         | 5              |
| Equipment Violations(266:27-74):                 | 263              | 159              | 2797        | 1958        | 43             |
| Misuse/Fail Display Plates (261:176):            | 23               | 13               | 233         | 191         | 22             |
| Operating w/o Valid License (263:1)              | 5                | 5                | 64          | 43          | 49             |
| Reckless Operation (265:79)                      | 1                | 0                | 10          | 5           | 100            |
| Solid/Yellow Line (265:22)                       | 8                | 5                | 127         | 88          | 44             |
| Speed (265:60, 265:64, 265:66):                  | 421              | 323              | 5482        | 3764        | 46             |
| Summons:   | 27               | 31               | 361         | 242         | 49             |
| Warning:   | 394              | 292              | 5121        | 3522        | 45             |
| Stop/Yield Sign Viols. (265:28,29,30,31):        | 87               | 75               | 1066        | 759         | 40             |
| Traffic Light (265:9,10,12):                     | 40               | 43               | 463         | 743         | (38)           |
| Uninspected: (266:5):                            | 108              | 86               | 1592        | 1139        | 40             |
| Unregistered Vehicle (261:40):                   | 32               | 20               | 266         | 190         | 40             |
| All Other:                                       | 238              | 161              | 2360        | 2361        | 0              |
| Summons:   | 29               | 13               | 217         | 169         | 28             |
| Warning:   | 209              | 148              | 2143        | 2192        | (2)            |



# Dover Police Departmental Report

## 2012 Parking Activity Summaries

Rev. 2014-11-03

Summaries Based Upon Parking Ticket Issue Date

Crystal 2013

Data Source Last Updated On:

June 08, 2017

11:26 am

Tickets Issued Count based on Ticket and not violations. One ticket may have more than one violation.

**TT9A**

| <b>January</b>                 | 2012<br>Monthly | 2011<br>Monthly | 2012<br>YTD | 2011<br>YTD | +,-<br>% Dif.   |
|--------------------------------|-----------------|-----------------|-------------|-------------|-----------------|
| Tickets Issued:                | 965             | 636             | 965         | 636         | 52              |
| Tickets Paid:                  | 824             | 499             | 824         | 499         | 65              |
| Tickets Voided:                | 62              | 101             | 62          | 101         | (39)            |
| Tickets Time Payment:          | 0               | 0               | 0           | 0           | 0               |
| Tickets Outstanding            | 79              | 37              | 79          | 37          | 114             |
| Handicapped Violations:        | 22              | 4               | 22          | 4           | 450             |
| Winter Restriction Violations: | 228             | 290             | 228         | 290         | (21)            |
| Paid:                          | 191             | 250             | 191         | 250         | 84%Paid 86%Paid |
| Unpaid:                        | 24              | 29              | 24          | 29          |                 |
| Voided:                        | 13              | 11              | 13          | 11          |                 |
| PEO P. Hunter:                 | 138             | 121             | 138         | 121         | 14              |
| PEO Jerard:                    | 233             | 63              | 233         | 63          | 270             |
| PEO Martin:                    | 133             | 0               | 133         | 0           | 13300           |
| PEO Farrow:                    | 0               | 0               | 0           | 0           | 0               |
| PEO K. Hunter:                 | 0               | 0               | 0           | 0           | 0               |

| <b>February</b>                | 2012<br>Monthly | 2011<br>Monthly | 2012<br>YTD | 2011<br>YTD | +,-<br>% Dif.   |
|--------------------------------|-----------------|-----------------|-------------|-------------|-----------------|
| Tickets Issued:                | 1338            | 931             | 2303        | 1567        | 47              |
| Tickets Paid:                  | 1175            | 486             | 1999        | 985         | 103             |
| Tickets Voided:                | 48              | 413             | 110         | 514         | (79)            |
| Tickets Time Payment:          | 0               | 0               | 0           | 0           | 0               |
| Tickets Outstanding            | 115             | 32              | 194         | 69          | 181             |
| Handicapped Violations:        | 22              | 3               | 44          | 7           | 529             |
| Winter Restriction Violations: | 295             | 258             | 523         | 548         | (5)             |
| Paid:                          | 252             | 219             | 443         | 469         | 85%Paid 86%Paid |
| Unpaid:                        | 32              | 20              | 56          | 49          |                 |
| Voided:                        | 11              | 19              | 24          | 30          |                 |
| PEO P. Hunter:                 | 182             | 262             | 320         | 383         | (16)            |
| PEO Jerard:                    | 435             | 175             | 668         | 238         | 181             |
| PEO Martin:                    | 180             | 48              | 313         | 48          | 552             |
| PEO Farrow:                    | 0               | 0               | 0           | 0           | 0               |
| PEO K. Hunter:                 | 0               | 0               | 0           | 0           | 0               |

| <b>March</b>                   | 2012<br>Monthly | 2011<br>Monthly | 2012<br>YTD | 2011<br>YTD | +,-<br>% Dif.   |
|--------------------------------|-----------------|-----------------|-------------|-------------|-----------------|
| Tickets Issued:                | 672             | 821             | 2975        | 2388        | 25              |
| Tickets Paid:                  | 587             | 509             | 2586        | 1494        | 73              |
| Tickets Voided:                | 22              | 253             | 132         | 767         | (83)            |
| Tickets Time Payment:          | 0               | 0               | 0           | 0           | 0               |
| Tickets Outstanding            | 63              | 60              | 257         | 129         | 99              |
| Handicapped Violations:        | 16              | 5               | 60          | 12          | 400             |
| Winter Restriction Violations: | 2               | 132             | 525         | 680         | (23)            |
| Paid:                          | 2               | 106             | 445         | 575         | 85%Paid 85%Paid |
| Unpaid:                        | 0               | 17              | 56          | 66          |                 |
| Voided:                        | 0               | 9               | 24          | 39          |                 |
| PEO P. Hunter:                 | 185             | 193             | 505         | 576         | (12)            |
| PEO Jerard:                    | 129             | 312             | 797         | 550         | 45              |
| PEO Martin:                    | 158             | 87              | 471         | 135         | 249             |
| PEO Farrow:                    | 0               | 0               | 0           | 0           | 0               |
| PEO K. Hunter:                 | 0               | 0               | 0           | 0           | 0               |





# Dover Police Departmental Report

## 2012 Parking Activity Summaries

Rev. 2014-11-03

Summaries Based Upon Parking Ticket Issue Date

Crystal 2013

Data Source Last Updated On:

June 08, 2017

11:26 am

Tickets Issued Count based on Ticket and not violations. One ticket may have more than one violation.

**TT9A**

| <b>April</b>                   | 2012<br>Monthly | 2011<br>Monthly | 2012<br>YTD | 2011<br>YTD | +,-<br>% Dif. |
|--------------------------------|-----------------|-----------------|-------------|-------------|---------------|
| Tickets Issued:                | 612             | 702             | 3587        | 3090        | 16            |
| Tickets Paid:                  | 546             | 538             | 3132        | 2032        | 54            |
| Tickets Voided:                | 8               | 107             | 140         | 874         | (84)          |
| Tickets Time Payment:          | 0               | 0               | 0           | 0           | 0             |
| Tickets Outstanding            | 58              | 57              | 315         | 186         | 69            |
| Handicapped Violations:        | 5               | 5               | 65          | 17          | 282           |
| Winter Restriction Violations: | 0               | 0               | 525         | 680         | (23)          |
| Paid:                          | 0               | 0               | 445 85%Paid | 575 85%Paid |               |
| Unpaid:                        | 0               | 0               | 56          | 66          |               |
| Voided:                        | 0               | 0               | 24          | 39          |               |
| PEO P. Hunter:                 | 178             | 217             | 683         | 793         | (14)          |
| PEO Jerard:                    | 133             | 318             | 930         | 868         | 7             |
| PEO Martin:                    | 115             | 101             | 586         | 236         | 148           |
| PEO Farrow:                    | 0               | 0               | 0           | 0           | 0             |
| PEO K. Hunter:                 | 0               | 0               | 0           | 0           | 0             |

| <b>May</b>                     | 2012<br>Monthly | 2011<br>Monthly | 2012<br>YTD | 2011<br>YTD | +,-<br>% Dif. |
|--------------------------------|-----------------|-----------------|-------------|-------------|---------------|
| Tickets Issued:                | 667             | 486             | 4254        | 3576        | 19            |
| Tickets Paid:                  | 570             | 409             | 3702        | 2441        | 52            |
| Tickets Voided:                | 24              | 30              | 164         | 904         | (82)          |
| Tickets Time Payment:          | 0               | 0               | 0           | 0           | 0             |
| Tickets Outstanding            | 73              | 47              | 388         | 233         | 67            |
| Handicapped Violations:        | 9               | 4               | 74          | 21          | 252           |
| Winter Restriction Violations: | 0               | 0               | 525         | 680         | (23)          |
| Paid:                          | 0               | 0               | 445 85%Paid | 575 85%Paid |               |
| Unpaid:                        | 0               | 0               | 56          | 66          |               |
| Voided:                        | 0               | 0               | 24          | 39          |               |
| PEO P. Hunter:                 | 179             | 195             | 862         | 988         | (13)          |
| PEO Jerard:                    | 223             | 99              | 1153        | 967         | 19            |
| PEO Martin:                    | 129             | 165             | 715         | 401         | 78            |
| PEO Farrow:                    | 0               | 0               | 0           | 0           | 0             |
| PEO K. Hunter:                 | 0               | 0               | 0           | 0           | 0             |

| <b>June</b>                    | 2012<br>Monthly | 2011<br>Monthly | 2012<br>YTD | 2011<br>YTD | +,-<br>% Dif. |
|--------------------------------|-----------------|-----------------|-------------|-------------|---------------|
| Tickets Issued:                | 567             | 446             | 4821        | 4022        | 20            |
| Tickets Paid:                  | 479             | 359             | 4181        | 2800        | 49            |
| Tickets Voided:                | 22              | 53              | 186         | 957         | (81)          |
| Tickets Time Payment:          | 0               | 0               | 0           | 0           | 0             |
| Tickets Outstanding            | 67              | 35              | 455         | 268         | 70            |
| Handicapped Violations:        | 6               | 5               | 80          | 26          | 208           |
| Winter Restriction Violations: | 0               | 0               | 525         | 680         | (23)          |
| Paid:                          | 0               | 0               | 445 85%Paid | 575 85%Paid |               |
| Unpaid:                        | 0               | 0               | 56          | 66          |               |
| Voided:                        | 0               | 0               | 24          | 39          |               |
| PEO P. Hunter:                 | 133             | 51              | 995         | 1039        | (4)           |
| PEO Jerard:                    | 241             | 145             | 1394        | 1112        | 25            |
| PEO Martin:                    | 95              | 185             | 810         | 586         | 38            |
| PEO Farrow:                    | 0               | 0               | 0           | 0           | 0             |
| PEO K. Hunter:                 | 0               | 0               | 0           | 0           | 0             |



# Dover Police Departmental Report

## 2012 Parking Activity Summaries

Rev. 2014-11-03

Summaries Based Upon Parking Ticket Issue Date

Crystal 2013

Data Source Last Updated On:

June 08, 2017

11:26 am

Tickets Issued Count based on Ticket and not violations. One ticket may have more than one violation.

**TT9A**

| <b>July</b>                    | 2012<br>Monthly | 2011<br>Monthly | 2012<br>YTD | 2011<br>YTD | +,-<br>% Dif. |
|--------------------------------|-----------------|-----------------|-------------|-------------|---------------|
| Tickets Issued:                | 636             | 717             | 5457        | 4739        | 15            |
| Tickets Paid:                  | 535             | 611             | 4716        | 3411        | 38            |
| Tickets Voided:                | 17              | 46              | 203         | 1003        | (80)          |
| Tickets Time Payment:          | 0               | 0               | 0           | 0           | 0             |
| Tickets Outstanding            | 84              | 63              | 539         | 331         | 63            |
| Handicapped Violations:        | 9               | 6               | 89          | 32          | 178           |
| Winter Restriction Violations: | 0               | 0               | 525         | 680         | (23)          |
| Paid:                          | 0               | 0               | 445 85%Paid | 575 85%Paid |               |
| Unpaid:                        | 0               | 0               | 56          | 66          |               |
| Voided:                        | 0               | 0               | 24          | 39          |               |
| PEO P. Hunter:                 | 171             | 165             | 1166        | 1204        | (3)           |
| PEO Jerard:                    | 258             | 214             | 1652        | 1326        | 25            |
| PEO Martin:                    | 134             | 110             | 944         | 696         | 36            |
| PEO Farrow:                    | 0               | 0               | 0           | 0           | 0             |
| PEO K. Hunter:                 | 0               | 0               | 0           | 0           | 0             |

| <b>August</b>                  | 2012<br>Monthly | 2011<br>Monthly | 2012<br>YTD | 2011<br>YTD | +,-<br>% Dif. |
|--------------------------------|-----------------|-----------------|-------------|-------------|---------------|
| Tickets Issued:                | 828             | 1023            | 6285        | 5762        | 9             |
| Tickets Paid:                  | 705             | 918             | 5421        | 4329        | 25            |
| Tickets Voided:                | 34              | 36              | 237         | 1039        | (77)          |
| Tickets Time Payment:          | 0               | 0               | 0           | 0           | 0             |
| Tickets Outstanding            | 89              | 69              | 628         | 400         | 57            |
| Handicapped Violations:        | 6               | 18              | 95          | 50          | 90            |
| Winter Restriction Violations: | 0               | 0               | 525         | 680         | (23)          |
| Paid:                          | 0               | 0               | 445 85%Paid | 575 85%Paid |               |
| Unpaid:                        | 0               | 0               | 56          | 66          |               |
| Voided:                        | 0               | 0               | 24          | 39          |               |
| PEO P. Hunter:                 | 178             | 233             | 1344        | 1437        | (6)           |
| PEO Jerard:                    | 239             | 292             | 1891        | 1618        | 17            |
| PEO Martin:                    | 146             | 135             | 1090        | 831         | 31            |
| PEO Farrow:                    | 60              | 0               | 60          | 0           | 6000          |
| PEO K. Hunter:                 | 0               | 0               | 0           | 0           | 0             |

| <b>September</b>               | 2012<br>Monthly | 2011<br>Monthly | 2012<br>YTD | 2011<br>YTD | +,-<br>% Dif. |
|--------------------------------|-----------------|-----------------|-------------|-------------|---------------|
| Tickets Issued:                | 740             | 798             | 7025        | 6560        | 7             |
| Tickets Paid:                  | 636             | 674             | 6057        | 5003        | 21            |
| Tickets Voided:                | 10              | 42              | 247         | 1081        | (77)          |
| Tickets Time Payment:          | 0               | 0               | 0           | 0           | 0             |
| Tickets Outstanding            | 94              | 82              | 722         | 482         | 50            |
| Handicapped Violations:        | 4               | 14              | 99          | 64          | 55            |
| Winter Restriction Violations: | 0               | 0               | 525         | 680         | (23)          |
| Paid:                          | 0               | 0               | 445 85%Paid | 575 85%Paid |               |
| Unpaid:                        | 0               | 0               | 56          | 66          |               |
| Voided:                        | 0               | 0               | 24          | 39          |               |
| PEO P. Hunter:                 | 114             | 126             | 1458        | 1563        | (7)           |
| PEO Jerard:                    | 275             | 279             | 2166        | 1897        | 14            |
| PEO Martin:                    | 76              | 151             | 1166        | 982         | 19            |
| PEO Farrow:                    | 258             | 0               | 318         | 0           | 31800         |
| PEO K. Hunter:                 | 0               | 0               | 0           | 0           | 0             |



# Dover Police Departmental Report

## 2012 Parking Activity Summaries

Rev. 2014-11-03

Summaries Based Upon Parking Ticket Issue Date

Crystal 2013

Data Source Last Updated On:

June 08, 2017

11:26 am

Tickets Issued Count based on Ticket and not violations. One ticket may have more than one violation.

**TT9A**

| <b>October</b>                 | 2012<br>Monthly | 2011<br>Monthly | 2012<br>YTD | 2011<br>YTD | +,-<br>% Dif. |
|--------------------------------|-----------------|-----------------|-------------|-------------|---------------|
| Tickets Issued:                | 903             | 635             | 7928        | 7195        | 10            |
| Tickets Paid:                  | 768             | 555             | 6825        | 5558        | 23            |
| Tickets Voided:                | 24              | 28              | 271         | 1109        | (76)          |
| Tickets Time Payment:          | 0               | 0               | 0           | 0           | 0             |
| Tickets Outstanding            | 111             | 53              | 833         | 535         | 56            |
| Handicapped Violations:        | 9               | 3               | 108         | 67          | 61            |
| Winter Restriction Violations: | 0               | 0               | 525         | 680         | (23)          |
| Paid:                          | 0               | 0               | 445 85%Paid | 575 85%Paid |               |
| Unpaid:                        | 0               | 0               | 56          | 66          |               |
| Voided:                        | 0               | 0               | 24          | 39          |               |
| PEO P. Hunter:                 | 172             | 80              | 1630        | 1643        | (1)           |
| PEO Jerard:                    | 354             | 168             | 2520        | 2065        | 22            |
| PEO Martin:                    | 82              | 156             | 1248        | 1138        | 10            |
| PEO Farrow:                    | 278             | 0               | 596         | 0           | 59600         |
| PEO K. Hunter:                 | 0               | 0               | 0           | 0           | 0             |

| <b>November</b>                | 2012<br>Monthly | 2011<br>Monthly | 2012<br>YTD | 2011<br>YTD | +,-<br>% Dif. |
|--------------------------------|-----------------|-----------------|-------------|-------------|---------------|
| Tickets Issued:                | 822             | 629             | 8750        | 7824        | 12            |
| Tickets Paid:                  | 705             | 524             | 7530        | 6082        | 24            |
| Tickets Voided:                | 26              | 44              | 297         | 1153        | (74)          |
| Tickets Time Payment:          | 0               | 0               | 0           | 0           | 0             |
| Tickets Outstanding            | 91              | 61              | 924         | 596         | 55            |
| Handicapped Violations:        | 11              | 12              | 119         | 79          | 51            |
| Winter Restriction Violations: | 0               | 0               | 525         | 680         | (23)          |
| Paid:                          | 0               | 0               | 445 85%Paid | 575 85%Paid |               |
| Unpaid:                        | 0               | 0               | 56          | 66          |               |
| Voided:                        | 0               | 0               | 24          | 39          |               |
| PEO P. Hunter:                 | 161             | 197             | 1791        | 1840        | (3)           |
| PEO Jerard:                    | 336             | 124             | 2856        | 2189        | 30            |
| PEO Martin:                    | 83              | 117             | 1331        | 1255        | 6             |
| PEO Farrow:                    | 228             | 0               | 824         | 0           | 82400         |
| PEO K. Hunter:                 | 0               | 0               | 0           | 0           | 0             |

| <b>December</b>                | 2012<br>Monthly | 2011<br>Monthly | 2012<br>YTD  | 2011<br>YTD  | +,-<br>% Dif. |
|--------------------------------|-----------------|-----------------|--------------|--------------|---------------|
| Tickets Issued:                | 1200            | 1882            | 9950         | 9706         | 3             |
| Tickets Paid:                  | 1041            | 1568            | 8571         | 7650         | 12            |
| Tickets Voided:                | 26              | 162             | 323          | 1315         | (75)          |
| Tickets Time Payment:          | 0               | 0               | 0            | 0            | 0             |
| Tickets Outstanding            | 133             | 154             | 1057         | 750          | 41            |
| Handicapped Violations:        | 7               | 18              | 126          | 97           | 30            |
| Winter Restriction Violations: | 636             | 1026            | 1161         | 1706         | (32)          |
| Paid:                          | 559             | 836             | 1004 86%Paid | 1411 83%Paid |               |
| Unpaid:                        | 63              | 91              | 119          | 157          |               |
| Voided:                        | 14              | 99              | 38           | 138          |               |
| PEO P. Hunter:                 | 139             | 130             | 1930         | 1970         | (2)           |
| PEO Jerard:                    | 132             | 295             | 2988         | 2484         | 20            |
| PEO Martin:                    | 8               | 173             | 1339         | 1428         | (6)           |
| PEO Farrow:                    | 262             | 0               | 1086         | 0            | 108600        |
| PEO K. Hunter:                 | 0               | 0               | 0            | 0            | 0             |