

TAKENOKO

AN ANTOINE BAUZA GAME







5+ YEARS OLD



2 TO 4 PLAYERS



AROUND 45 MINUTES



GAME STORY

At the Japanese Imperial court, a long, long time ago...


After a long series of disputes, diplomatic relations between Japan and China are finally on the mend. In order to properly celebrate this alliance, the Chinese Emperor gifted to his Japanese counterpart a sacred animal, a giant panda, a symbol of peace.

The Japanese Emperor has entrusted his court members (the players), with the difficult task of caring for the animal by setting

up its own bamboo plantation. The players will cultivate the land plots, irrigate them and grow one of the three species of bamboo (green, yellow and pink) with the help of the Imperial gardener.

They will have to bear with the ravenous hunger of the sacred animal for the juicy and tender bamboo...

The player who grows the most bamboo, managing their land plots best while feeding the delicate panda will win the game.



GAME MATERIAL

- 28 plot tiles
- 28 green bamboo sections
- 26 yellow bamboo sections
- 24 pink bamboo sections
- 20 irrigation channels
- 9 improvement tokens
- 46 objective cards
- 4 individual boards
- 8 action tokens
- 1 weather die
- 1 panda
- 1 gardener
- 1 rule booklet

JAPANESE LESSON TIME

Takenoko means literally "bamboo sprout", the 2 ideograms are combined in the common Japanese liaison Kanji: [no]:

Take [no] Ko

竹の子

(bamboo) (child or sprout)

ELEMENTS OF THE GAME

Before you embark on your first game, take some time to familiarize yourself with the different game elements and their functions.




PLOTS

The plots are pieces of land where bamboo grows. They come in three colors: green, yellow and pink. Bamboo cannot grow on the pond.




BAMBOO

There are three varieties of bamboo which match the colors of three plots: green, yellow and pink.



IRRIGATION

Bamboo shoots need water. Without it, there is no growth! Fortunately, we can use irrigation to water the plots.



IMPROVEMENTS

The improvements facilitate the growth of bamboo. Some plots have a built-in improvement and some additional improvement tokens are available.



GARDENER

The gardener supervises the bamboo and ensures the proper growth of carefully cultivated bamboo plots.



PANDA

The giant panda roams freely through the bamboo and has a voracious appetite for juicy bamboo.



OBJECTIVES

To please the Emperor, players will need to meet 3 different categories of objectives which will yield victory points.



WEATHER DICE

Weather conditions, as determined by the weather dice, play an important role in the improvement of the bamboo plantation.




EMPEROR

In good time, his Majesty will visit the gardens and declare a winner.

Each color is marked by a specific pictogram on each Objective card and Terrain tile, to make them more easily distinguishable by color-blind people: 🌸 pink, 🌻 yellow and 🌿 green.

PREPARATION

- Place the pond tile 1 in the center of the table.
- Place the gardener 2 and the panda 3 on this plot.
- Mix the remaining land plot tiles 4 to form a draw pile, face down.
- Place the irrigation channels 5 and improvements (sorted by type) 6 next to this draw pile forming the reserve.
- Set the Emperor card aside 7 and sort the remaining cards by category (plot, gardener, panda) 8 and shuffle them to form three draw piles, face down.
- Each player receives their own individual board 9, 2 action tokens 10 and an objective of each category 11 (which each player can look at but keeps hidden from the other players).
- The tallest player starts the game.



PLAYING THE GAME

Turn order proceeds clockwise. When their turn comes, a player **must** perform two steps in this order:

1. DETERMINE WEATHER CONDITIONS

Important: the weather die comes into play during the second round of play. In the first round, players ignore this step and proceed directly to the next.

The player rolls the weather die and applies the effect of the climatic conditions obtained.



SUN

Bright sun shines on the bamboo plantation.

The player gains an additional action. This action must be different from their two regular actions.



RAIN

A fine rain nourishes the young bamboo shoots.

The player may place a bamboo section on the plot of their choice, up to a limit of four sections per plot.



WIND

A fresh breeze blows through the bamboo plantation.

The player may, but is not required to, take two identical actions in this round (instead of two different actions).



STORM

The sky rumbles and lightning strikes, frightening the panda.

The player can put the panda on the plot of their choice. To recover from his fright, the shy animal eats a section of bamboo.



CLOUDS

Gray clouds darken the sky. Never mind, it is time to go on and perform some handy work.

The player may take one improvement from those available in the reserve and place it on the plot of their choice. If no improvement is available, the player may move an improvement that has already been placed in the game.




The player chooses which weather condition they wish to apply this turn: sun, rain, wind, storm or clouds.

2. PERFORM ACTIONS AND MEET OBJECTIVES

The player has two actions to take which must be chosen from among five options.

Note: these actions must be different from one another!

To finalize their choices, the player puts two tokens on the appropriate spaces of their individual board. The order in which the actions are resolved is chosen by the player. Then the player passes the weather die to the player on their left. The five actions are described in more detail in the following pages.



PLOTS

The player draws 3 plots, chooses 1 and places it in the game.



IRRIGATION

The player takes an irrigation channel from the reserve and places it in the game.



GARDENER

The player moves the gardener who then grows the bamboo.



PANDA

The player moves the panda which then eats a section of bamboo.



OBJECTIVE

The player draws 1 objective card of the category of their choice and adds it to their hand.

Important: Each player owns the sections of bamboo stored on their individual board, but all elements of the bamboo plantation (plots, irrigation channels, improvements and bamboo sections) are common to all players.





PLOTS

The player draws three plots, chooses one and places the other two back under the deck, face-down in the order of their choice.

The selected plot is then put into play following at least one of the following two rules:

- The plot is adjacent to the pond
- The plot is adjacent to two plots already in play


Each plot can only grow one single bamboo of its color but it needs irrigation to do this (see "Irrigation").

Note: the plots next to the pond and those with the watershed improvement are automatically irrigated! A bamboo section is immediately added (see under "Irrigation").

Regardless of color, some plots have built-in improvements (see page 7).



In green, the correct locations.
In red, incorrect locations.



IRRIGATION

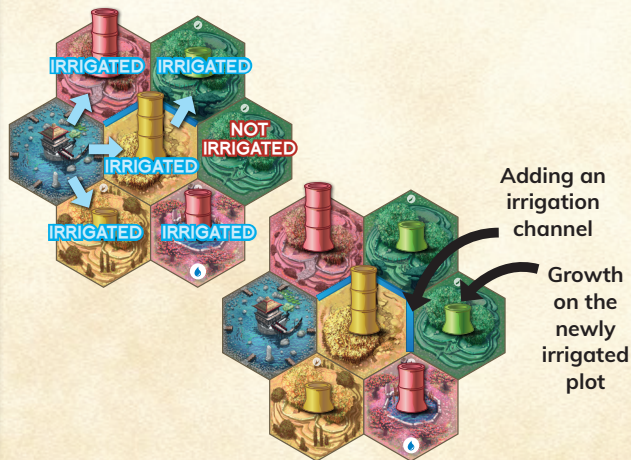
The player takes an irrigation channel from the reserve. This irrigation channel is then placed according to the following rules:

- irrigation is always placed on the border between two plots;
- the irrigation channels form networks that always start from the pond;
- irrigation cannot be placed along the border of the pond.

A plot is irrigated if it has at least one of the following conditions:

- it is adjacent to the pond;
- at least one of its six borders hosts an irrigation channel;
- It has a watershed improvement.

When a plot is irrigated for the first time, a section of bamboo of its color is added. A plot is eligible for this first shoot only once. If an irrigation channel irrigates two plots simultaneously, a section of bamboo is added to each.

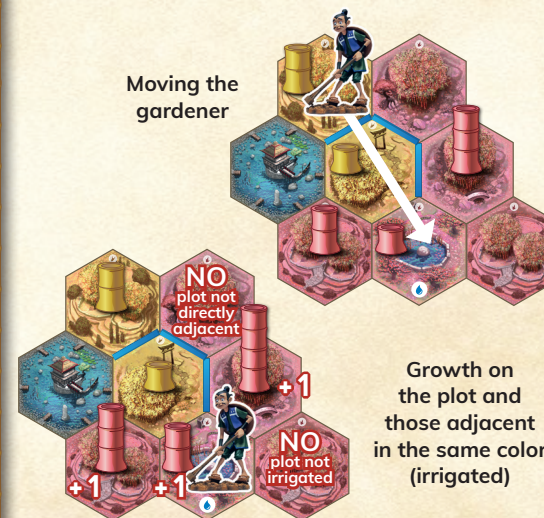


GARDENER

The player moves the gardener in a straight line, any number of plots in the direction of their choice. The gardener is only allowed to move over plots, not empty spaces between plots. They grow a section of bamboo on the plot where they finish their move as well as on all directly adjacent plots of the same color.

If a plot has bamboo at a height of four sections, then no section is added, because 4 sections is the maximum size of a bamboo shoot.

Important: Sections never grow in non-irrigated plots, even if the gardener finishes their move on the plot or on an adjacent plot.



Growth on the plot and those adjacent in the same color (irrigated)



PANDA

The player moves the panda **in a straight line**, any number of plots in the direction of their choice. The panda is only allowed to move over plots, not empty spaces between plots.

The panda eats a bamboo section **from the plot where he finishes his movement**.

The player keeps this bamboo section on their individual board. It can be used to fulfill a Giant panda objective.



Panda movement



He eats a bamboo section on the plot where he stops

DETAILS ON THE MOVEMENTS

- The gardener and the panda can cross or end their movement on the pond.
- They cannot cross an empty space between two plots and must stop before the empty space.
- To benefit from their action (gardener or panda), a player **must** move them at least one space.



OBJECTIVES

The player draws 1 objective card of the category of their choice and adds it to their hand.

Important: a player can only have a maximum of 5 cards. A player with 5 cards in their hand cannot draw another one. They must complete at least one objective before drawing again.

OBJECTIVE VALIDATION

This does not count as an action. At any time **during their turn**, a player may complete an objective if the conditions shown on the card are met. To complete an objective, the player places the card face up in front of them. It is possible to complete several objectives during the same turn.

Important: Once an objective has been validated, it cannot be lost.



PLOTS OBJECTIVES

These objectives represent three or four adjacent plots.

To fulfill this objective, the configuration shown on the card must be reflected in the bamboo plantation.

Important: To be valid the combination must be entirely composed of irrigated plots.



GARDENER OBJECTIVES

These objectives represent either:

- a bamboo shoot of four sections, with a specific improvement
- a bamboo shoot of four sections, without improvement
- a group of several bamboo shoot of three sections with or without improvements.

To fulfill this objective, the configuration shown on the card must be reflected in the bamboo plantation. Moreover, the gardener must be on the plot, or one of the plots (for the objectives with several bamboo shoots).




PANDA OBJECTIVES

These objectives represent 2 or 3 bamboo sections.

To fulfill this objective, the player must have the required sections on their individual board. They must be replaced into the reserve after the objective is completed.

EXAMPLES OF OBJECTIVES



The plots should appear in the bamboo plantation as indicated on the card and all of these plots must be irrigated.



The gardener is on a plot with a bamboo of 4 sections **with a fertilizer improvement**.

The gardener is on a plot **without improvements** with a bamboo of 4 sections.

At least 4 green bamboo of exactly 3 sections each on plots (adjacent or not) **with or without improvements**. The gardener is on one of these plots.



The player must have in their eaten bamboo reserve, the bamboo sections indicated on the card. Once objective is completed the bamboo sections are put back into the reserve.

IMPROVEMENTS

Improvements exist in two forms: either directly printed on the plots, or as tokens added by a player acquired by the cloud side of the weather die.



Each plot can have one and only one improvement (whether built-in or as a token).



ENCLOSURE

The enclosure protects the bamboo in its plot. The panda can move across or stop there, but cannot eat any bamboo there.



WATERSHED

The watershed provides the bamboo in its plot all the water it needs. Therefore this plot does not need to be irrigated and immediately benefits from the addition of first growth related to irrigation (see Irrigation page 5).

Important: A watershed cannot under any circumstances be used as the beginning of a new irrigation system.



FERTILIZER

Fertilizer increases the growth of bamboo on its plot. Each time the bamboo grows, two sections are added instead of one (subject to the usual 4 sections maximum).

TAKENOKO



END OF THE GAME

The game end conditions depend on the number of players:

- **2 players:** when a player completes their **ninth objective**, it triggers the last round.
- **3 players:** when a player completes their **eighth objective**, it triggers the last round.
- **4 players:** when a player completes their **seventh objective**, it triggers the last round.

The player who triggered the final turn takes the Emperor card.

Important: A player may still complete other objectives during the turn in which he triggers the final round.

The other players then each have a final turn in which they can attempt to complete objectives to improve their scores.

Finally, the Emperor rewards the most deserving of his servants after an extensive inspection. Each player totals the points indicated on the objectives completed during the game. Objectives still in hand have no value.

The player with the highest score wins the game and receives the congratulations of the Emperor.

In case of a tie, the player with the most points on the panda objectives wins. In the event of a further tie, the tied players share the victory...



INDIVIDUAL BOARD



Reminder of the weather die effects

Reminder of the actions

Eaten bamboo reserve

ADVICE TO NEW GARDENERS

Lacking a green thumb? Here are some gardening tips:

- Be sure to take a plot during your first turn: you will need a piece of land in order to start working!
- You can play your first game without including the weather die. It will be a little less fun, but it will give you time to familiarize yourself with the rest of the game concepts!
- The sections of bamboo found in the box should meet the needs of most players, but if a player runs short of sections, you can temporarily use sections of another color to represent the shoot!

CREDITS

Author: Antoine Bauza

Illustrators: Nicolas Fructus, Pickxel & Yuio

Graphic: Julien Jeanroy-Bertrand, Loïg Hascoët

Translation: Eric Franklin, Michael Kröhnert, Humphrey Clerx, Rebecca Sevoz

Photography: Jean-Baptiste Bouleau

Rules control: Sylvain Thomas, Matthieu Bonin, Bruno Goube, Arnaud Villechaise et Didier Aldebert.

© Bombyx - 11 rue du Frou - 29000 Quimper - France

© Matagot - 135 rue du Tondu - 33000 Bordeaux - France

