



CITY OF DOVER, NEW HAMPSHIRE

FY2025 PROPOSED BUDGET



Community Services

Presented to the City Council

On March 20, 2024

**By: John B. Storer
Director of Community
Services**

Community Services

Open House & FY 25 Budget Discussion

Thursday, March 28 5:00 PM to 7:00 PM

271 Mast Road



Mission Statement

To provide continuous, reliable, cost-effective and high-quality public works service to the community. We strive to protect and enhance the community's public health, infrastructure, public assets and environment



City School
County Tax
Balance



Infrastructure
assets in excess of
\$500 million???

Conduct Business at:

- 3 Administrative Buildings
- 1 Public Works Facility
- 1 Fleet Maintenance Garage
- 1 Recycling Center
- 4 Cemeteries
- 24 Sewer Pump Stations
- 1 Sewer Treatment Plant
- 2 Laboratories
- 11 Wells
- 3 Water Treatment Plants
- 3 Water Towers
- 2 Water Recharge Stations
- 20 Public Buildings
- 30 Parks
- 2 Swimming Pools
- 14 Playgrounds
- 12 Sports Fields
- 134 Miles of Streets
- 110 Miles of Sidewalks

7 Divisions

15 Budgets
Cost
Centers



Community
Services
Department

7
Divisions



- Facilities, Grounds & Cemeteries
- Engineering
- Highways & Drainage
- Solid Waste & Recycling
- Utilities
- Administration
- Fleet Services

-- 67 Staff --

Strategic Plan Objective

1

Continued Uninterrupted Service of Public Work Operations

- Operation & Maintenance of aging infrastructure
- Succession (survival) planning & training
- Perpetual search for qualified personnel
- Starting new PFAS Water Treatment Plant
- SOP's and proficiency training

River Street PS – May 2023



Water Main Break – Jan 2023
High Ridge Drive

Master Plan Support

2

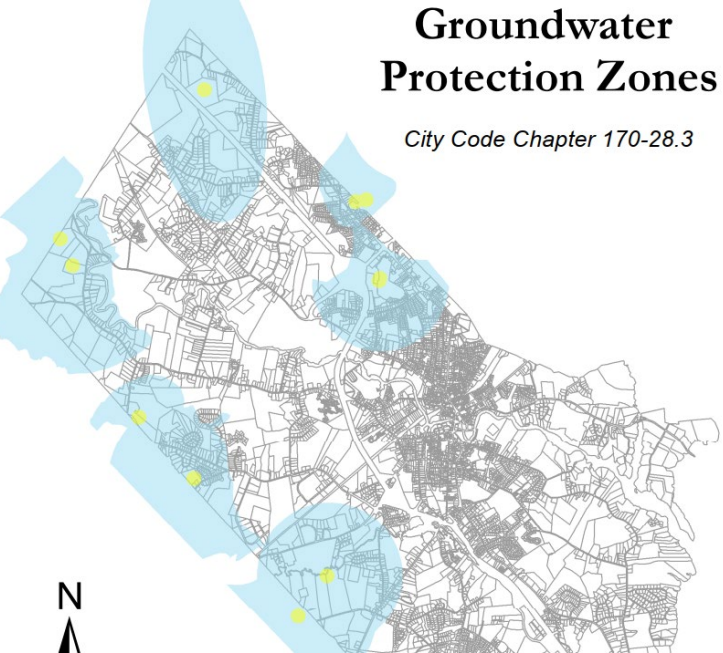
Resilient & Environmentally Focused
Infrastructure, Energy & Utility Systems

- **Land Use:**

- ✓ **Preserve natural resources**
- ✓ **Aquifer protection & conservation**
- ✓ **Waterfront Redevelopment**


Groundwater Protection Zones

City Code Chapter 170-28.3



New brining equipment
Winter Operations 23-24

Waterfront rendering



VARY SETBACK AND ESTABLISH RHYTHM

HORIZONTAL BANDING AND
UNIQUE IDENTITY AT FIRST FLOOR

"TOWER LANDMARK" AT THE CORNER

VARY STYLES ACROSS THE SITE, INCORPORATE
PITCHED ROOFS AT TOWNHOUSES

Waterfront Construction March 2023



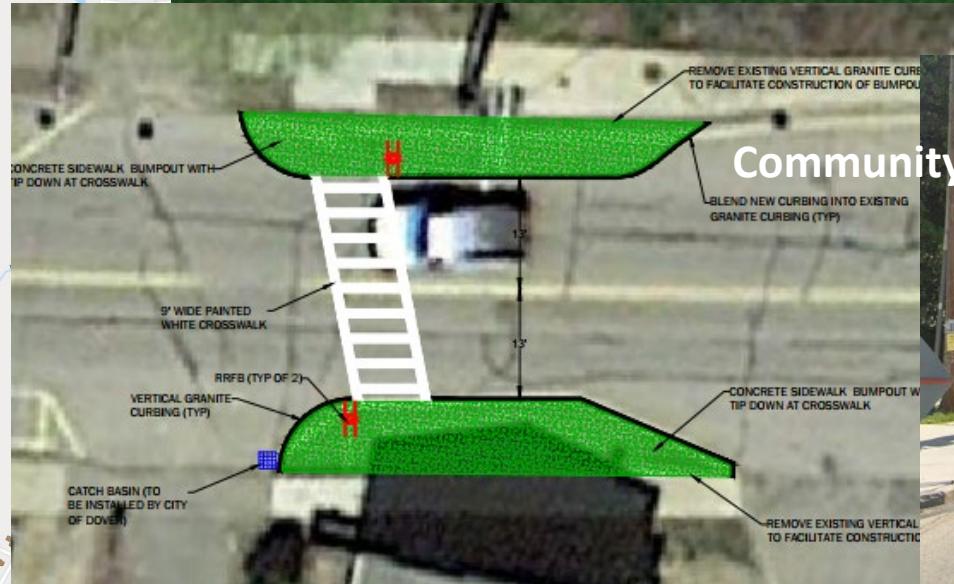
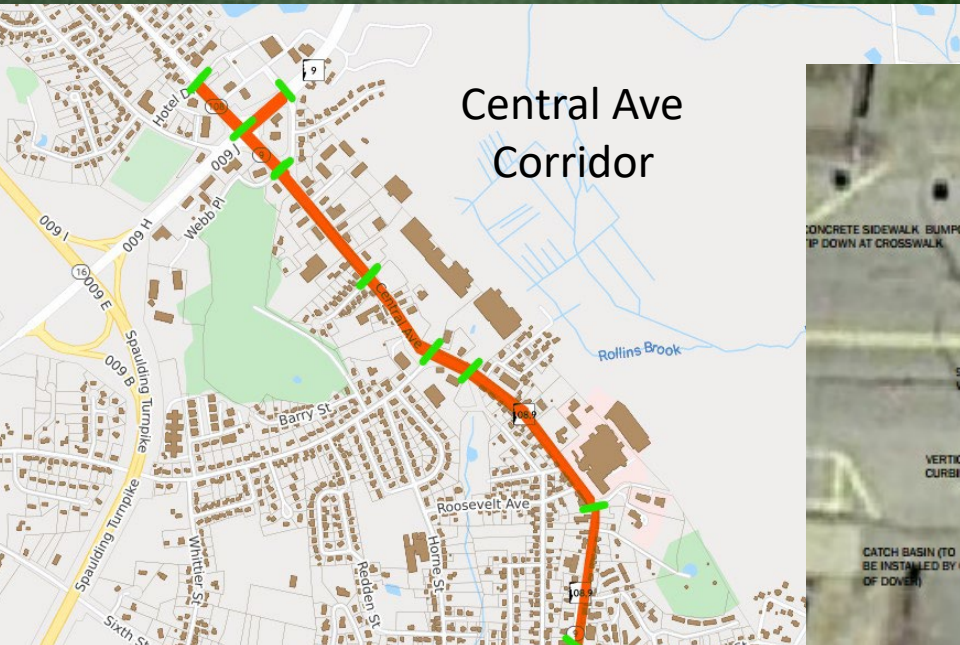
Master Plan Support - continued

2

Resilient & Environmentally Focused
Infrastructure, Energy & Utility Systems

- **Transportation:**

- ✓ Traffic signal optimization
- ✓ Improved pedestrian mobility
- ✓ Pavement Management



Master Plan Support - continued

2

Resilient & Environmentally Focused
Infrastructure, Energy & Utility Systems

- Climate Adaptation
- Recreation – facilities, playgrounds, ballfields
- Community Facilities & Utilities

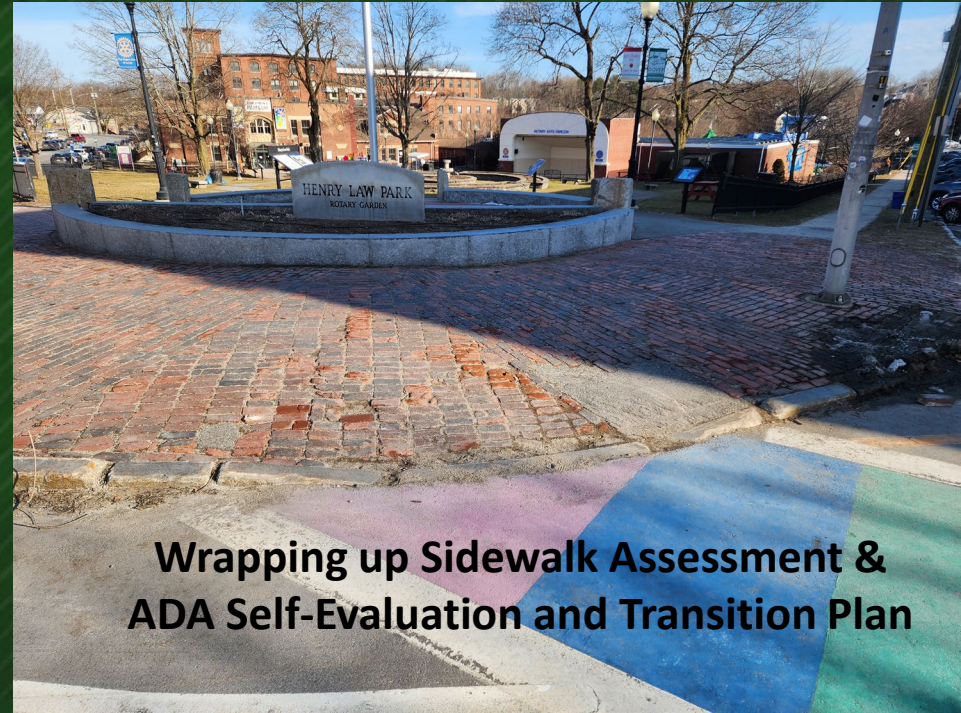
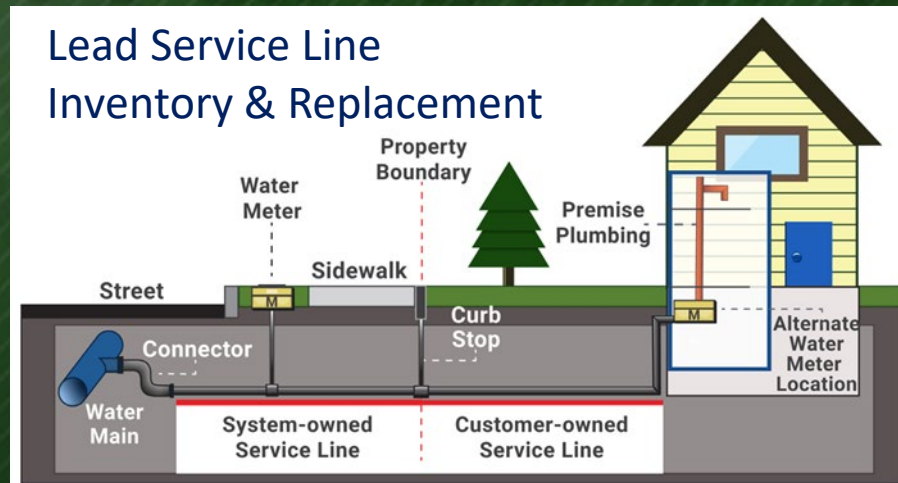


Diversity, Equity & Inclusion Considerations

3

Master Plans Guide Investment & Operations

- Essential Services for all
- Regulatory Compliance (MS4, Clean Water Act, Safe Drinking Water Act)
- Condition assessments, asset management, efficiency studies



Wrapping up Sidewalk Assessment & ADA Self-Evaluation and Transition Plan



Metrics – Citizen Engagement

4

Customer Focused – Customer Service

- Responsive to needs of Community
- Ensure timely response
- All calls logged & tracked
- Neighborhood meetings, surveys, questionnaires

TALKING TRASH

A Guide to the City of Dover's TRASH AND RECYCLING AND BAG AND TAG PROGRAMS

Questions or need more information?
 Visit us online or call:
<https://www.dover.nh.gov/government/city-operations/community-services/waste-recycling/index.html>
 (603) 516-6073 or (603) 516-6450

Recycling Center Hours:
 Tuesday, Thursday and Saturday
 Sunday (seasonal)
 8:30 a.m. to 3:30 p.m.
 Closed Monday, Wednesday and Friday

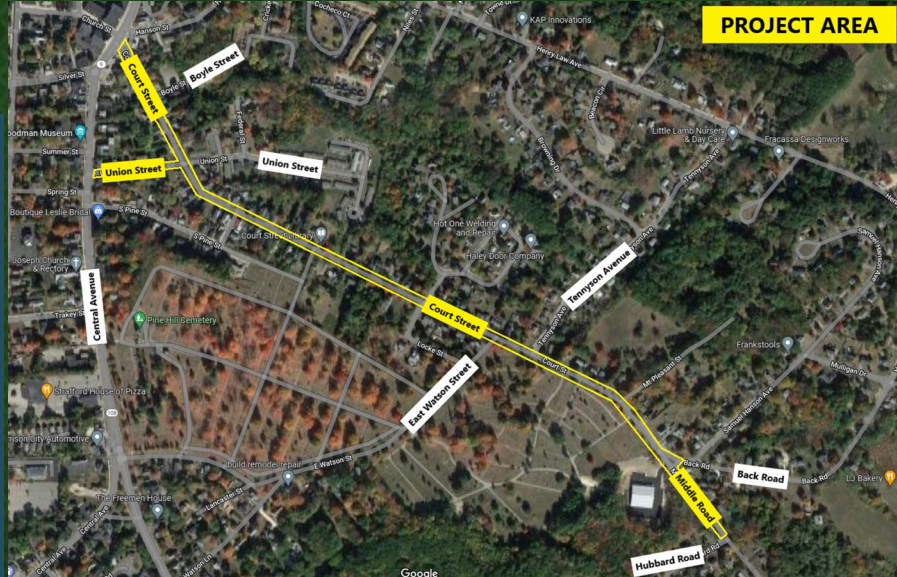


dover.nh.gov Service Request Portal
 If this is an emergency, please dial 911.

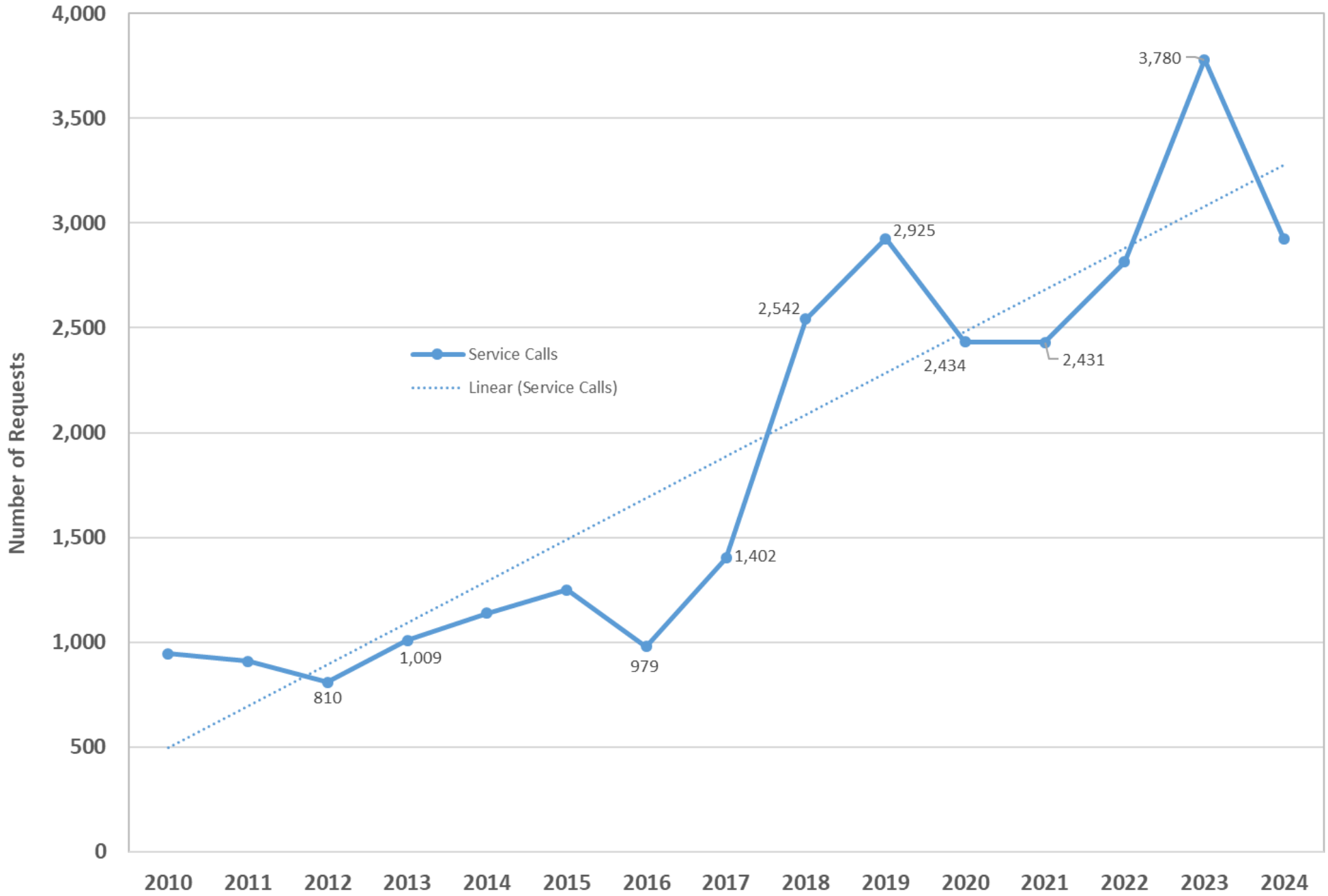
Your Name *required* Valid Email Address *required* Phone Number *optional*

Select an Issue Category Select an Issue

Must verify address



Service Requests - Community Services



Community Services
FY2025 Budget
15 Cost Centers
\$34,123,009

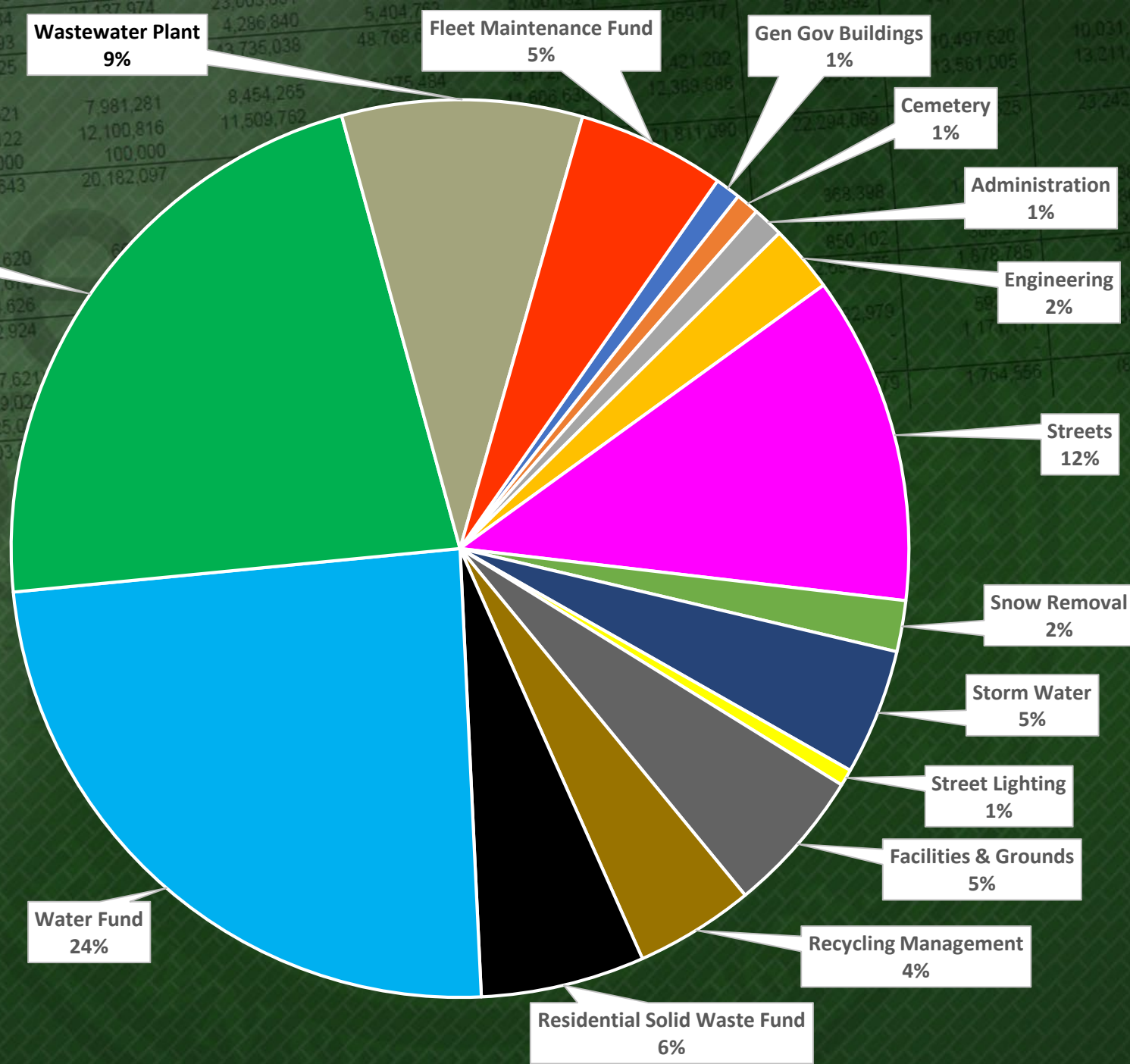
1	General Government Buildings	\$313,634
2	Cemetery	\$286,805
3	Administration	\$379,924
4	Engineering	\$827,551
5	Streets	\$4,037,862
6	Snow Removal	\$627,623
7	Storm Water	\$1,547,460
8	Street Lighting	\$204,800
9	Facilities & Grounds	\$1,780,036
10	Recycling Management	\$1,465,400
11	Residential Solid Waste Fund	\$2,014,579
12	Water Fund	\$8,261,302
13	Sewer Fund	\$7,608,345
14	Wastewater Treatment Facility	\$2,952,411
15	Fleet Maintenance Fund	\$1,815,277

**Community Services
FY2025 Budget
10 Gen Funds
\$11,471,095**

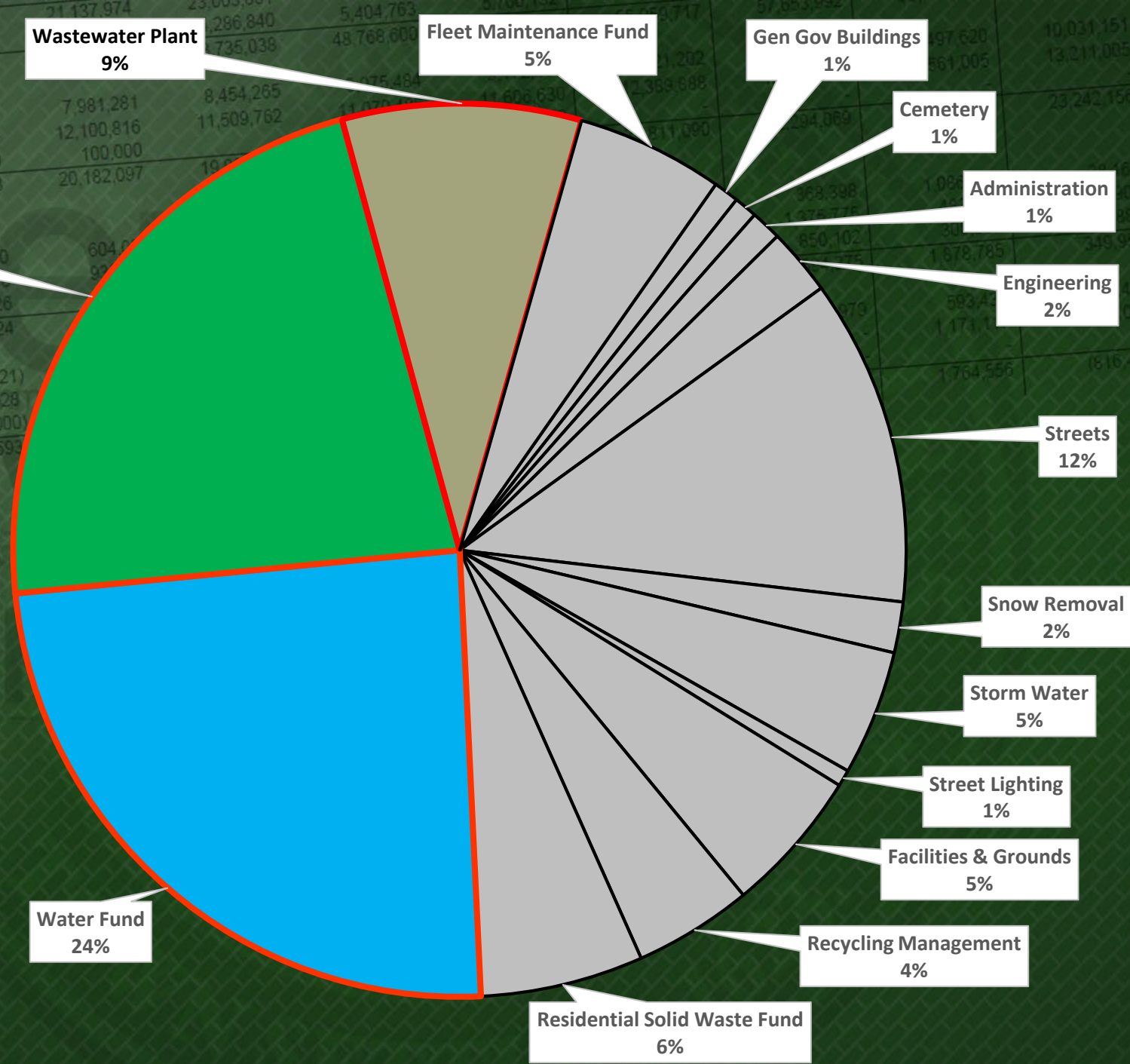
**Enterprise (W&S)
Special Revenue (SW)
Internal Service (Fleet)
Funds**

1	General Government Buildings	\$313,634
2	Cemetery	\$286,805
3	Administration	\$379,924
4	Engineering	\$827,551
5	Streets	\$4,037,862
6	Snow Removal	\$627,623
7	Storm Water	\$1,547,460
8	Street Lighting	\$204,800
9	Facilities & Grounds	\$1,780,036
10	Recycling Management	\$1,465,400
11	Residential Solid Waste Fund	\$2,014,579
12	Water Fund	\$8,261,302
13	Sewer Fund	\$7,608,345
14	Wastewater Treatment Facility	\$2,952,411
15	Fleet Maintenance Fund	\$1,815,277

FY2025 Budget 15 Cost Centers \$34,123,009

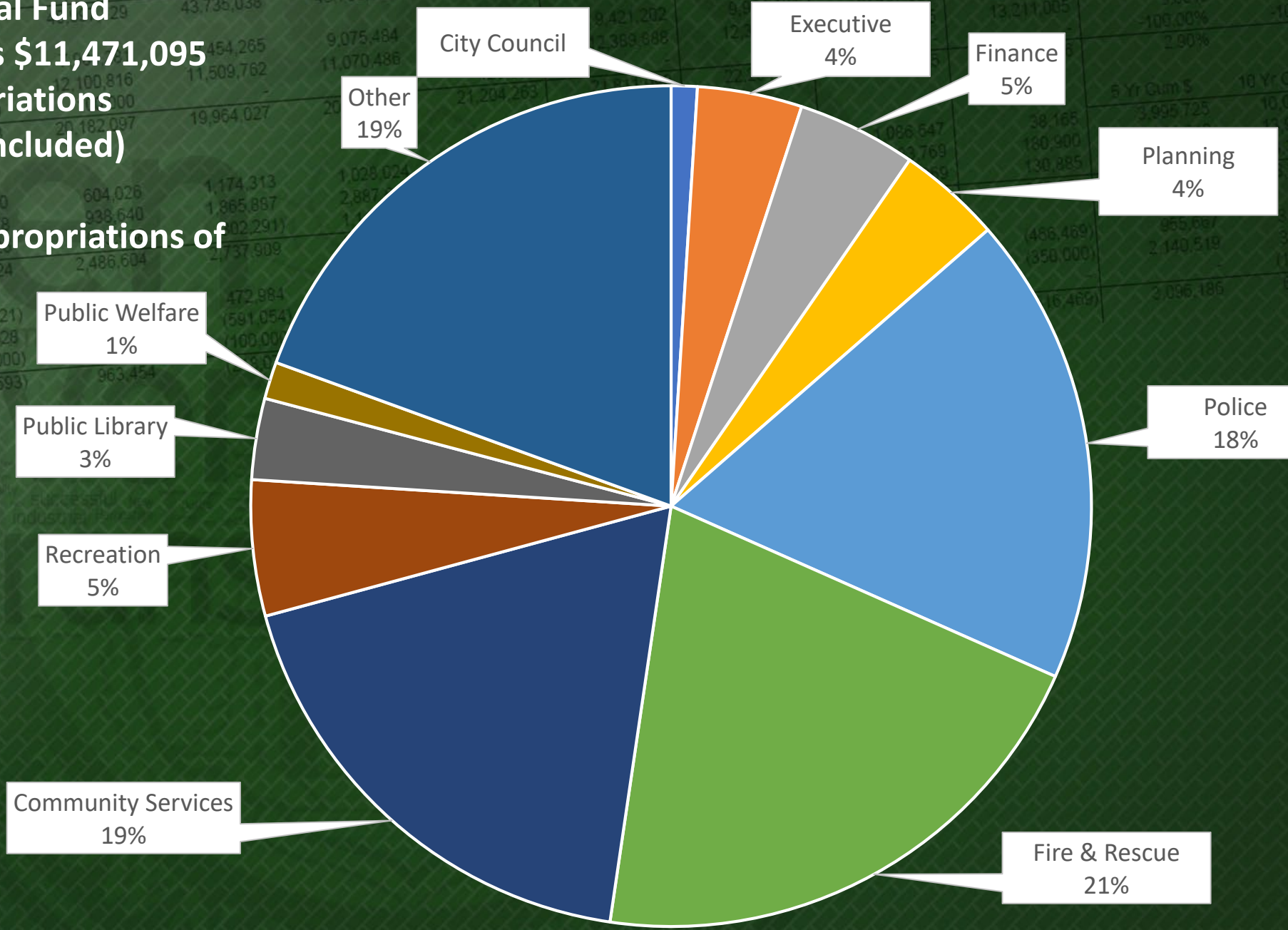


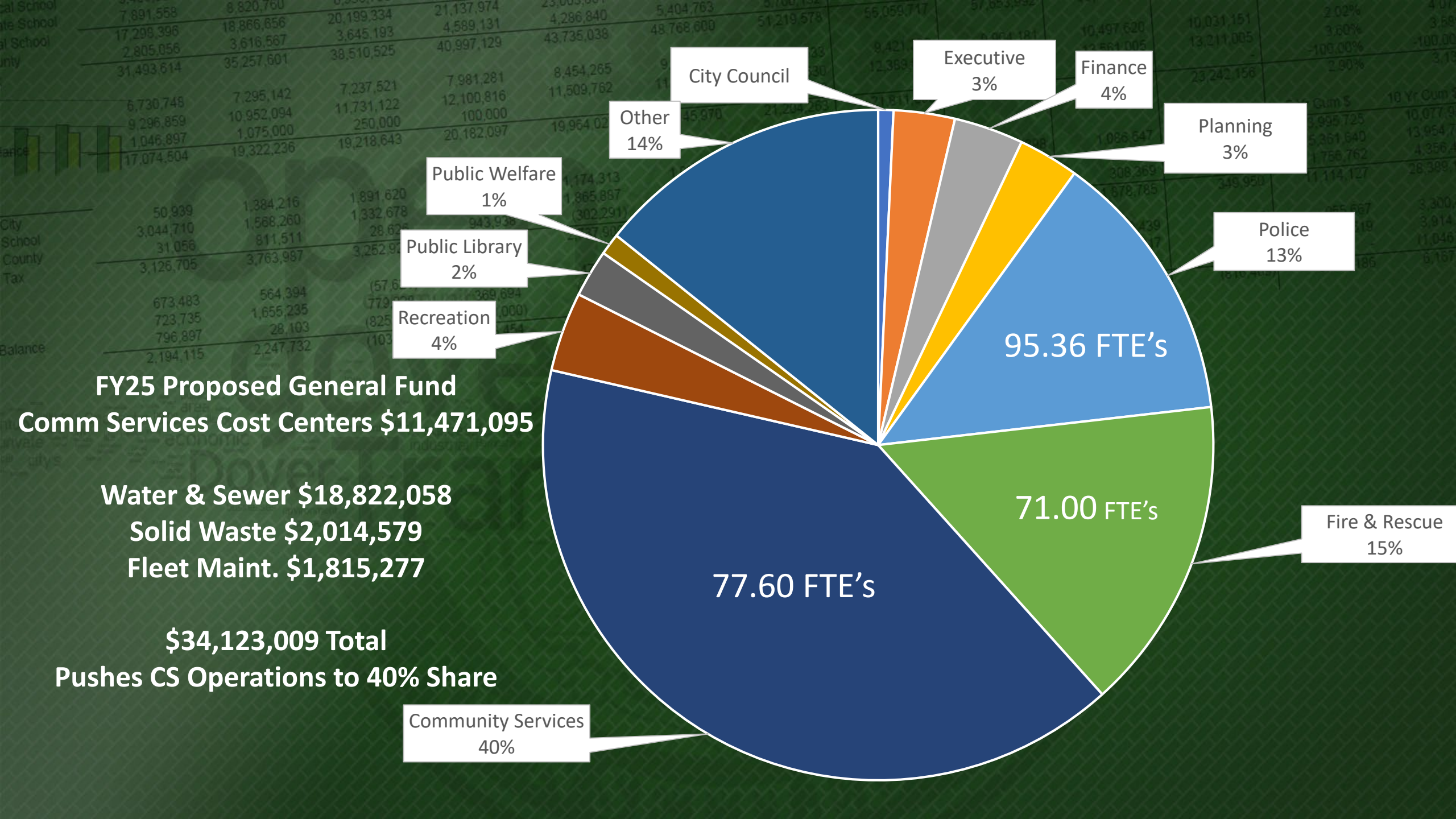
Wat & Sewer
55% Total Budget
\$18,882,058



**FY25 Proposed General Fund
Comm Services Cost Centers \$11,471,095
General Fund Appropriations
(Water & Sewer NOT included)**

**19% of City General Fund Appropriations of
\$62,133,840**

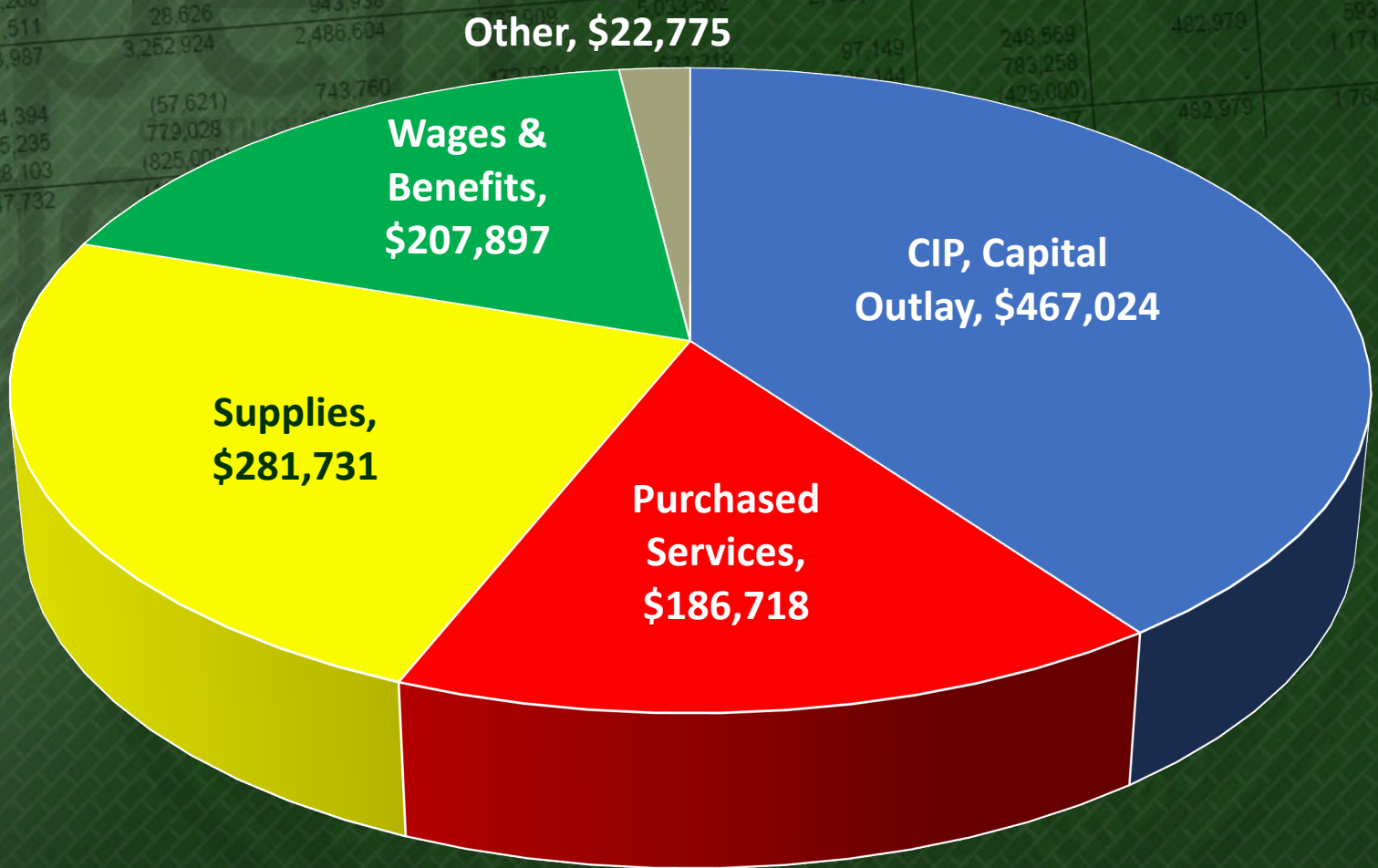




FY25 Proposed General Fund Comm Services Cost Centers \$11,471,095 11.32% Increase \$1,166,145

	FY25	Change	%
General Govt. Buildings	\$313,634	\$31,138	11.02%
Cemetery	\$286,805	\$30,644	11.96%
Administration	\$379,924	\$33,548	9.69%
Engineering	\$827,551	\$53,193	6.87%
Streets	\$4,037,862	\$284,930	7.59%
Snow Removal	\$627,623	-\$15,941	-2.48%
Storm Water	\$1,547,460	\$272,855	21.41%
Street Lighting	\$204,800	\$1,150	0.56%
Facilities & Grounds	\$1,780,036	\$56,782	3.30%
Recycling Manag.	\$1,465,400	\$417,846	39.89%

FY25 Proposed General Fund Comm Services Cost Centers \$11,471,104 11.32% Increase \$1,166,145



FY25 Proposed General Fund Comm Services Cost Centers \$11,471,104 11.32% Increase \$1,166,145

CIP, Capital Outlay: \$467,024 – replace roll-off truck, additional stormwater CIP

Wages & Benefits, \$207,897 – collectively bargained

Purchased Services, \$186,718 – recycling disposal, guardrail repairs, pavement markings, catch basin cleaning services

Supplies, \$281,731 – electricity, vehicular repairs, equipment parts

Other, \$22,775 – Tolend Superfund Landfill, misc. subscriptions

\$0 \$100,000 \$200,000 \$300,000 \$400,000 \$500,000

FY25 Proposed General Fund Budget Budget Drivers

- **Recycling – \$1,465,400 budget, increase \$417K (39.89%)**
 - **\$300K for replacement of roll-off truck**
 - **Offset by \$300K Recycling Mgmt – Federal Grant**
 - **Replaces 2003 vintage existing truck**
 - **\$73K increase in Waste Disposal**
 - **Brush grinding, freon units, construction debris**
 - **\$28K increase in Contract Collections (Waste Management)**



FY25 Proposed General Fund Budget Budget Drivers

- **Streets – \$4,037,862 budget, increase \$285K (7.59%)**
 - **\$113K increase in Vehicle Maintenance**
 - **\$76K increase in Personnel Services**
 - **\$48K CIP related: Paving, Bridges, Sidewalks**
 - **\$47K increase in Maintenance Charges**
 - **Pavement markings, line striping, weed treatments, guardrail repairs**



FY25 Proposed General Fund Budget

Budget Drivers

- **Stormwater – \$1,547,460 budget, increase \$273K (21.41%)**
 - \$113K increase in Vehicle Maintenance
 - \$100K CIP – General Drainage Improvements
 - \$48K CB Cleaning – Mandated by MS4 Stormwater Requirements



FY25 Residential Solid Waste Budget Impacts

- **\$2,014,579 budget, increase \$63K (3.25%)**

- **PAYT Bag Price increase is required**
- **FY23 used \$240K in Fund Balance**
- **End of FY24 Fund Balance is projected to be down to \$123K**
- **Targeting Fund Balance at end of FY25 at \$250,000 would require:**
 - **15-gallon bags increase \$0.79, from \$2.30 to \$3.09**
 - **30-gallon bags increase \$1.32, from \$3.87 to \$5.19**
 - **Bulky Tags increase \$3.40, from \$9.96 to \$13.36**
 - **Pricing is in Proposed Fee Schedule**



FY25 Residential Solid Waste

Solid Waste Advisory Committee – met 3/14/24

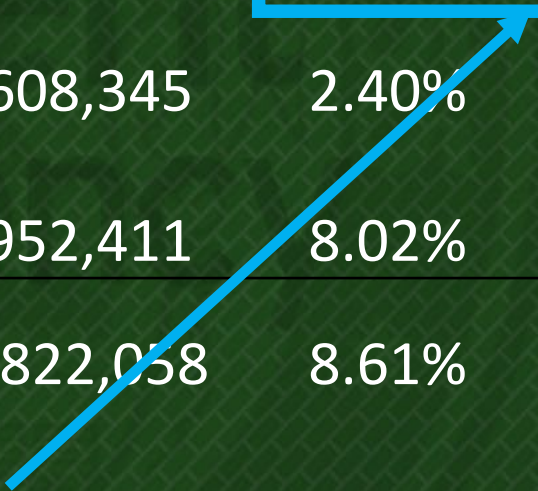
- Recommend Bag & Tag increase not exceed current CPI
 - Oppose 34% increase in PAYT Bags
 - Concerned price increase negates edge vs private haulers
 - Bag sales and waste tonnage have declined
-
- How make up funding deficit?



FY25 Proposed Water & Sewer Budget

	FY24 Approv.	FY25 Prop.	Change	Change
Water Fund	\$7,166,833	\$8,261,302	15.27%	\$1,094,469
Sewer Fund	\$7,429,733	\$7,608,345	2.40%	\$178,612
Wastewater Treatment Fac.	\$2,733,221	\$2,952,411	8.02%	\$219,190
	\$17,329,787	\$18,822,058	8.61%	

**New Water Treatment Plant
Coming online**

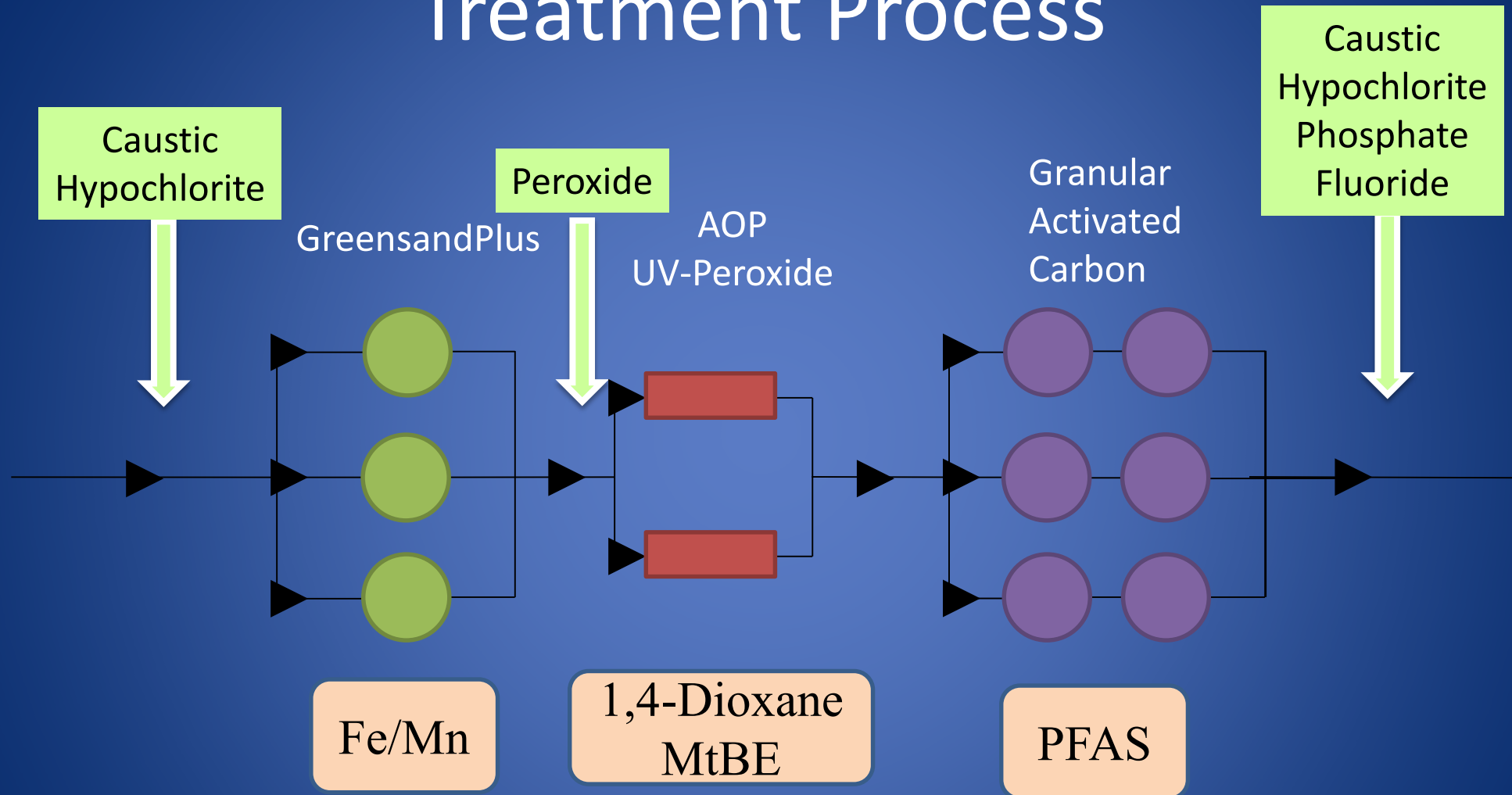


FY25 Proposed - Water Budget Impacts

- New Pudding Hill WTP coming online (April/May)



Treatment Process



FY25 Proposed - Water Budget Impacts

- Increased electrical – UV light \$70K
- New chemical addition – hydrogen peroxide for advanced oxidation
- Replacement rate of granular activated carbon (GAC) for PFAS
- Targeting non-detects of all PFAS compounds
- Filter performance & media replacement??? Timing???
- UV Bulb & Sleeve replacements
- Projecting \$216K



FY25 Proposed - Water Budget Impacts

- Additional Testing & Monitoring - \$62K
- Iron & Manganese backwash to sewer system - \$158K
- Additional Operators - 3.5 to 5.0 FTE's
- Projected reimbursement of \$300K to \$350K
- Water will be less than 1 cent per gallon

The image contains several chemical representations: the periodic table entries for Iron (Fe, atomic number 26, atomic weight 55.845) and Manganese (Mn, atomic number 25, atomic weight 54.938); a magnifying glass focusing on the chemical formula for MTBE (C₅H₁₂O); the chemical structure of 1,4-dioxane, a six-membered ring with two oxygen atoms; and the chemical structure of a PFAS molecule, showing a long chain of carbon atoms bonded to fluorine atoms and terminated with a carboxylic acid group.



- 3 Water Treatment Plants
 - Pudding Hill
 - Lowell Avenue
 - French Cross
- 11 Well Supplies
- 2 Artificial Recharge Stations
- \$280K Personnel Related

FY25 Proposed - Sewer Budget Impacts Sewer Collections, Pump Stations, WWTP

- **\$10,560,756 combined budget, up \$397,802 or 3.91%**
 - Increase in Personnel Costs \$151K
 - Electricity \$140k, 23 pump stations and WWTP
 - SCADA emergency support \$20K
 - Disposal of Biosolids \$22k



FY25 Proposed Water Fund

	FY24 Approv	FY25 Prop.	Change
Water Fund	\$7,166,833	\$8,261,302	15.27%

Current Local Rate Comparisons

Water System	\$/100 CF
SOMERSWORTH	\$5.40
PORTSMOUTH	\$5.70
ROCHESTER	\$6.41
DOVER	\$6.59
NEWMARKET	\$7.25
DURHAM	\$10.61
EXETER	\$10.72


FY25 Proposed Water Fund

	FY24 Approv	FY25 Prop.	Change
Water Fund	\$7,166,833	\$8,261,302	15.27%

Current Local Rate Comparisons

Water System	\$/100 CF
SOMERSWORTH	\$5.40
PORTSMOUTH	\$5.70
ROCHESTER	\$6.41
DOVER	\$6.59
NEWMARKET	\$7.25
DURHAM	\$10.61
EXETER	\$10.72

**DOVER
PROPOSED
\$7.40**



FY25 Proposed Sewer Fund

	FY24 Approv	FY25 Prop.	Change
Sewer Fund	\$10,162,954	\$10,560,756	3.91%

Local Rate Comparisons

Sewer System	\$/100 CF
SOMERSWORTH	\$8.05
ROCHESTER	\$8.17
DOVER	\$10.26
DURHAM	\$10.31
NEWMARKET	\$12.75
EXETER	\$16.99
PORTSMOUTH	\$18.14

FY25 Proposed Sewer Fund

	FY24 Approv	FY25 Prop.	Change
Sewer Fund	\$10,162,954	\$10,560,756	3.91%

Local Rate Comparisons

**DOVER
PROPOSED
\$10.68**

Sewer System	\$/100 CF
SOMERSWORTH	\$8.05
ROCHESTER	\$8.17
DOVER	\$10.26
DURHAM	\$10.31
NEWMARKET	\$12.75
EXETER	\$16.99
PORTSMOUTH	\$18.14



Water & Sewer Rates

Current Rates

Water \$ 6.59 per HCF
Sewer \$ 10.26 per HCF
Total \$16.85 per HCF

Potential Adj.

Water \$ 7.40 per HCF
Sewer \$ 10.68 per HCF
Total \$18.08 per HCF

Water & Sewer Rates

Potential Rate Impacts

**Increase from 2.25 cents per gallon
To 2.42 cents per gallon
Combined for both Water & Sewer**

**Avg Residential Bill 80 HCF increases
from \$1,348.00 annually to \$1,446.40 = \$98.40**

**Approx. \$8.20 increase per month
~ 5,000 gallons**

Questions?

John B. Storer
Community Services Director

j.storer@dover.nh.gov

